



Nebraska Judicial Branch
Annual Caseload Report

District Courts

Fiscal Year 2018
July 1, 2017 to
June 30, 2018



Nebraska District Courts Annual Caseload Report

Fiscal Year 2018 — July 1, 2017 to June 30, 2018

This Annual District Court Caseload Report contains caseload statistics for Nebraska's 93 District Courts, grouped into twelve Judicial Districts. Statistics are compiled through extracts from the JUSTICE automated trial court case management system. Providing court statistics ensures transparency to the public and assists administration in ensuring efficient court practices.

Caseload statistics demonstrate the volume of cases in each jurisdiction and the changes that occur over time. Data are useful in determining staffing levels and for predicting the effect on caseloads due to changes in the law.

Caseload data is now produced with a new, more reliable reporting software tool. Prior to FY 2016, caseload data was extracted and aggregated monthly through a programmed process. The 10 year history section of this Caseload Report should not be compared to reports prior to FY 2016.

Reports are available for all levels of state appellate and trial courts at www.supremecourt.ne.gov > Administration > Publications and Reports.

Mission of the Nebraska Administrative Office of the Courts:

Under the direction of the Nebraska Supreme Court, the Administrative Office of the Courts' mission is to ensure the public has equal access to justice, using leadership, education, technology, and administrative services to implement consistent, efficient, and effective court practices.

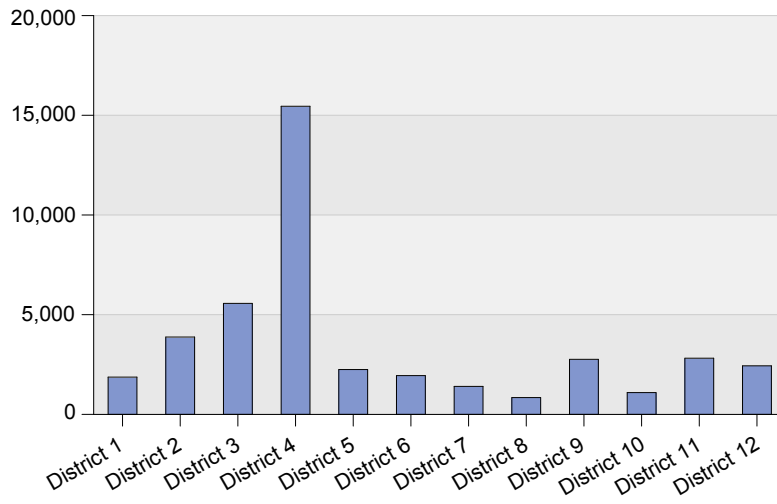


**Corey R. Steel | Nebraska State Court Administrator
Nebraska Supreme Court**

Rm. 1213 State Capitol | P.O. Box 98910 | Lincoln, NE 68509
T 402.471.3730 | F 402.471.2197
www.supremecourt.ne.gov

Fiscal Year 2018 Nebraska District Court Adult Annual Cases Opened

Fiscal Year 2018 District Court Adult Cases Opened by District



Year	Adult Court
FY 2009	42,861
FY 2010	43,056
FY 2011	42,428
FY 2012	41,403
FY 2013	39,746
FY 2014	39,626
FY 2015	39,847
FY 2016	41,066
FY 2017	42,242
FY 2018	42,319

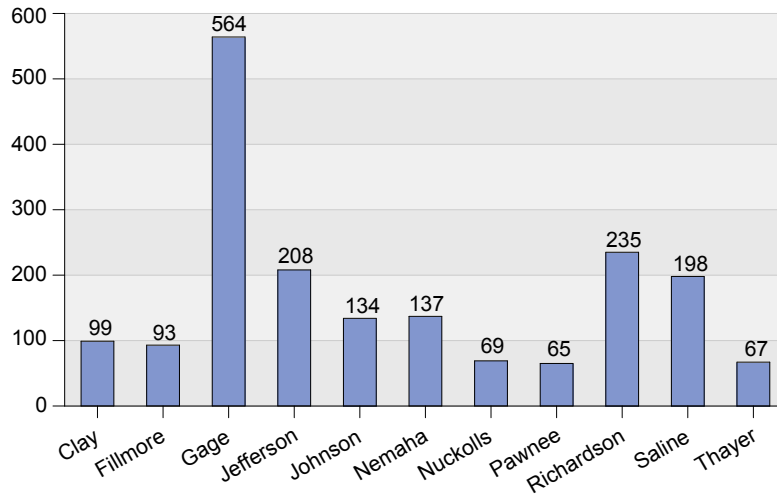
Fiscal Year 2018 Adult Court Cases Opened by Category and District

	Criminal	Regular Civil	Domestic Relations	Appellate Action	Summary
District 1	475	266	1,104	24	1,869
District 2	1,045	506	2,306	21	3,878
District 3	1,466	824	3,145	131	5,566
District 4	4,640	2,535	8,188	89	15,452
District 5	659	309	1,264	16	2,248
District 6	624	241	1,059	21	1,945
District 7	523	160	713	7	1,403
District 8	230	166	440	6	842
District 9	1,079	295	1,375	12	2,761
District 10	267	155	661	10	1,093
District 11	1,020	353	1,438	5	2,816
District 12	888	384	1,141	23	2,436
Summary	12,916	6,194	22,834	365	42,309

3,411 domestic relations cases were referred to county judges.

1st Judicial District - District Court Adult Cases Opened

Fiscal Year 2018 District Court Adult Cases Opened by District



Historical Cases Opened	
Year	Adult Court
FY 2009	2,204
FY 2010	2,228
FY 2011	2,182
FY 2012	2,191
FY 2013	1,830
FY 2014	1,949
FY 2015	1,904
FY 2016	1,999
FY 2017	1,836
FY 2018	1,870

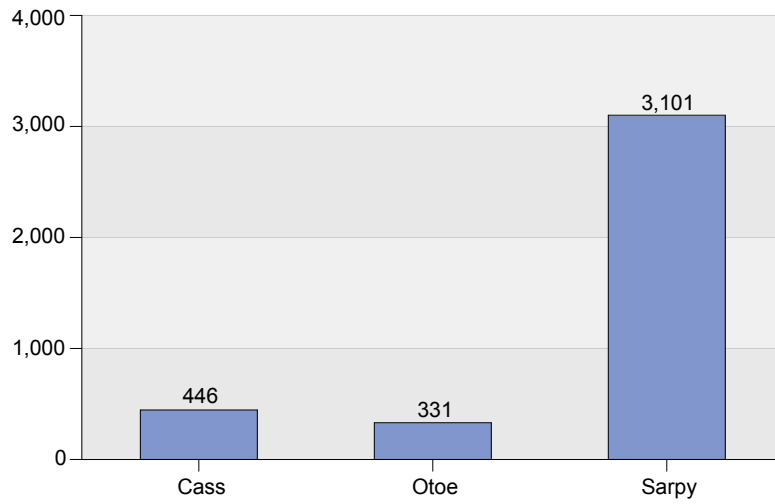
Fiscal Year 2018 Adult Court Cases Opened By County By Category

	Criminal	Regular Civil	Domestic Relations	Appellate Action	Summary
Clay	8	27	64	0	99
Fillmore	27	6	60	0	93
Gage	190	51	319	4	564
Jefferson	45	39	123	1	208
Johnson	30	46	44	14	134
Nemaha	32	19	86	0	137
Nuckolls	11	8	49	1	69
Pawnee	12	14	38	1	65
Richardson	57	28	148	2	235
Saline	50	19	128	1	198
Thayer	13	9	45	0	67
Summary	475	266	1,104	24	1,869

174 domestic relations cases were referred to county judges.

2nd Judicial District - District Court Adult Cases Opened

Fiscal Year 2018 District Court Adult Cases Opened by District



Historical Cases Opened	
Year	Adult Court
FY 2009	3,204
FY 2010	3,524
FY 2011	3,392
FY 2012	3,324
FY 2013	3,097
FY 2014	3,144
FY 2015	3,190
FY 2016	3,505
FY 2017	3,729
FY 2018	3,878

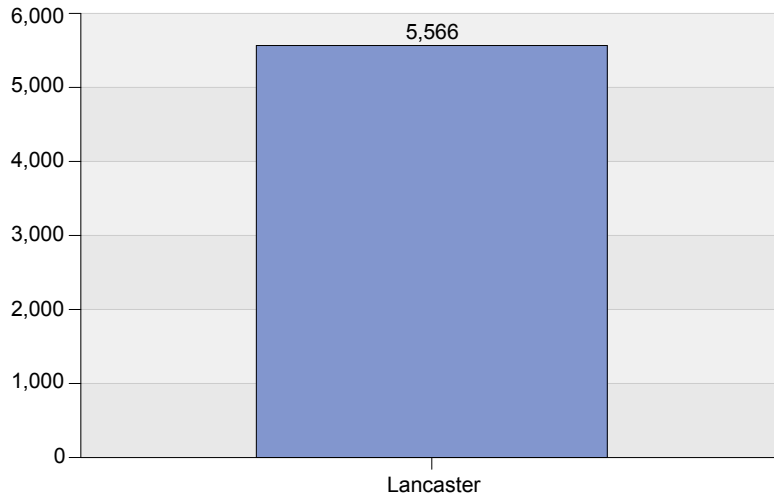
Fiscal Year 2018 Adult Court Cases Opened By County By Category

	Criminal	Regular Civil	Domestic Relations	Appellate Action	Summary
Cass	116	75	250	5	446
Otoe	64	42	224	1	331
Sarpy	865	389	1,832	15	3,101
Summary	1,045	506	2,306	21	3,878

252 domestic relations cases were referred to county judges.

3rd Judicial District - District Court Adult Cases Opened

Fiscal Year 2018 District Court Adult Cases Opened by District



Historical Cases Opened	
Year	Adult Court
FY 2009	5,818
FY 2010	5,765
FY 2011	5,955
FY 2012	5,888
FY 2013	5,856
FY 2014	6,056
FY 2015	5,789
FY 2016	5,998
FY 2017	6,389
FY 2018	5,566

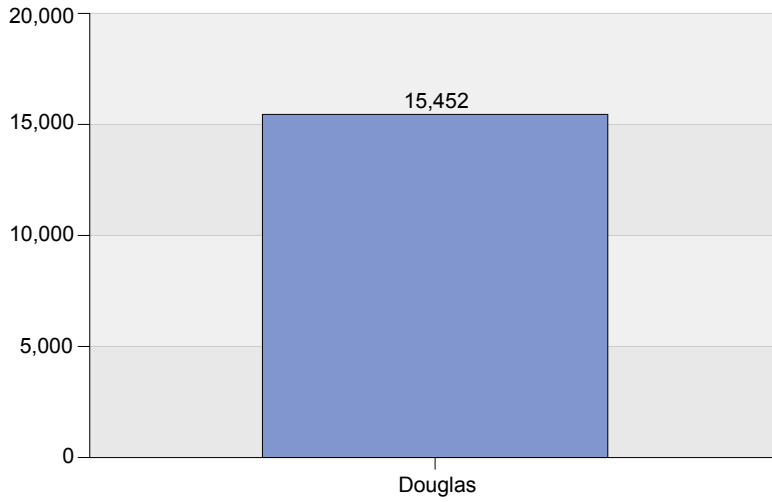
Fiscal Year 2018 Adult Court Cases Opened By County By Category

	Criminal	Regular Civil	Domestic Relations	Appellate Action	Summary
Lancaster	1,466	824	3,145	131	5,566
Summary	1,466	824	3,145	131	5,566

398 domestic relations cases were referred to county judges.

4th Judicial District - District Court Adult Cases Opened

Fiscal Year 2018 District Court Adult Cases Opened by District



Historical Cases Opened	
Year	Adult Court
FY 2009	15,589
FY 2010	15,268
FY 2011	14,835
FY 2012	14,218
FY 2013	13,787
FY 2014	13,532
FY 2015	13,943
FY 2016	14,142
FY 2017	14,885
FY 2018	15,452

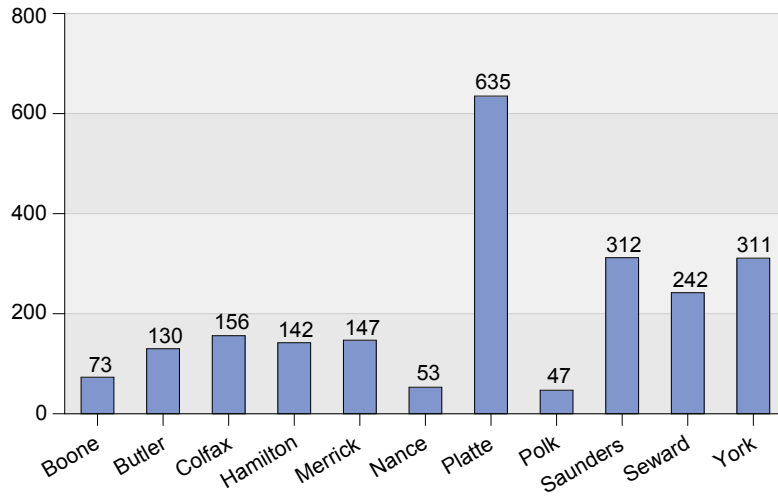
Fiscal Year 2018 Adult Court Cases Opened By County By Category

	Criminal	Regular Civil	Domestic Relations	Appellate Action	Summary
Douglas	4,640	2,535	8,188	89	15,452
Summary	4,640	2,535	8,188	89	15,452

1,733 domestic relations cases were referred to county judges.

5th Judicial District - District Court Adult Cases Opened

Fiscal Year 2018 District Court Adult Cases Opened by District



Historical Cases Opened	
Year	Adult Court
FY 2009	2,581
FY 2010	2,697
FY 2011	2,583
FY 2012	2,574
FY 2013	2,533
FY 2014	2,474
FY 2015	2,325
FY 2016	2,455
FY 2017	2,355
FY 2018	2,249

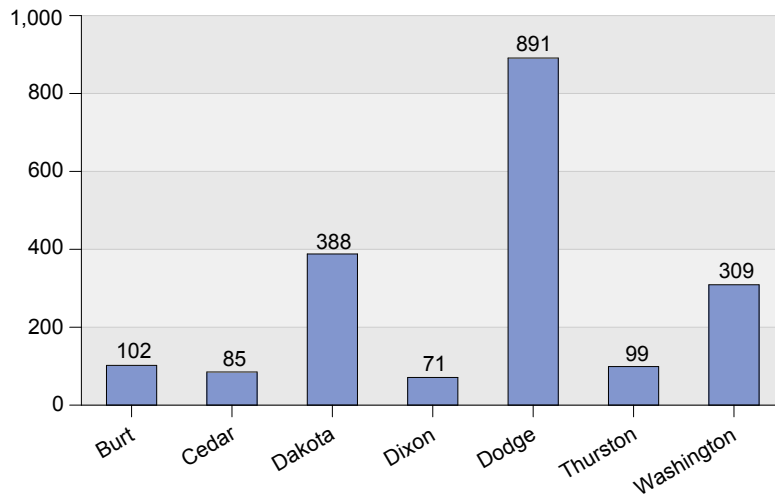
Fiscal Year 2018 Adult Court Cases Opened By County By Category

	Criminal	Regular Civil	Domestic Relations	Appellate Action	Summary
Boone	12	14	47	0	73
Butler	58	11	58	3	130
Colfax	45	19	91	1	156
Hamilton	48	25	67	2	142
Merrick	42	27	78	0	147
Nance	12	14	27	0	53
Platte	156	60	413	6	635
Polk	8	11	27	1	47
Saunders	91	48	172	1	312
Seward	102	42	97	1	242
York	85	38	187	1	311
Summary	659	309	1,264	16	2,248

150 domestic relations cases were referred to county judges.

6th Judicial District - District Court Adult Cases Opened

Fiscal Year 2018 District Court Adult Cases Opened by District



Historical Cases Opened	
Year	Adult Court
FY 2009	2,041
FY 2010	2,067
FY 2011	1,887
FY 2012	1,884
FY 2013	1,856
FY 2014	1,842
FY 2015	1,872
FY 2016	2,063
FY 2017	1,939
FY 2018	1,945

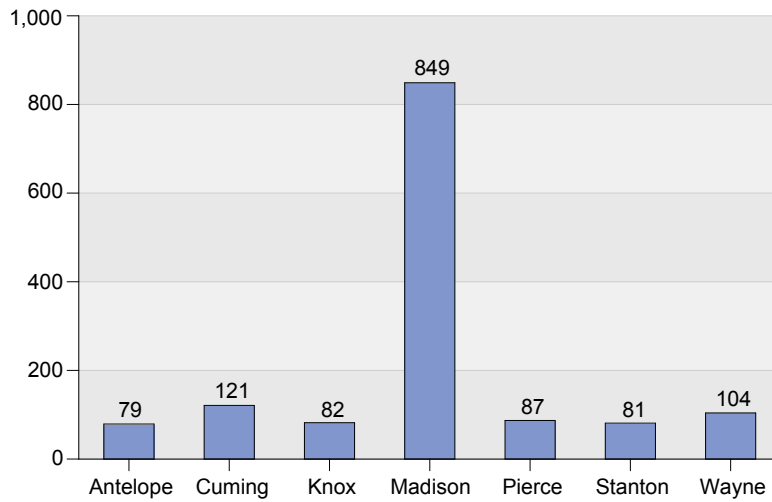
Fiscal Year 2018 Adult Court Cases Opened By County By Category

	Criminal	Regular Civil	Domestic Relations	Appellate Action	Summary
Burt	15	27	60	0	102
Cedar	28	20	35	2	85
Dakota	164	49	171	4	388
Dixon	11	11	49	0	71
Dodge	287	87	513	4	891
Thurston	11	9	76	3	99
Washington	108	38	155	8	309
Summary	624	241	1,059	21	1,945

207 domestic relations cases were referred to county judges.

7th Judicial District - District Court Adult Cases Opened

Fiscal Year 2018 District Court Adult Cases Opened by District



Historical Cases Opened	
Year	Adult Court
FY 2009	1,443
FY 2010	1,548
FY 2011	1,553
FY 2012	1,494
FY 2013	1,367
FY 2014	1,231
FY 2015	1,223
FY 2016	1,305
FY 2017	1,362
FY 2018	1,404

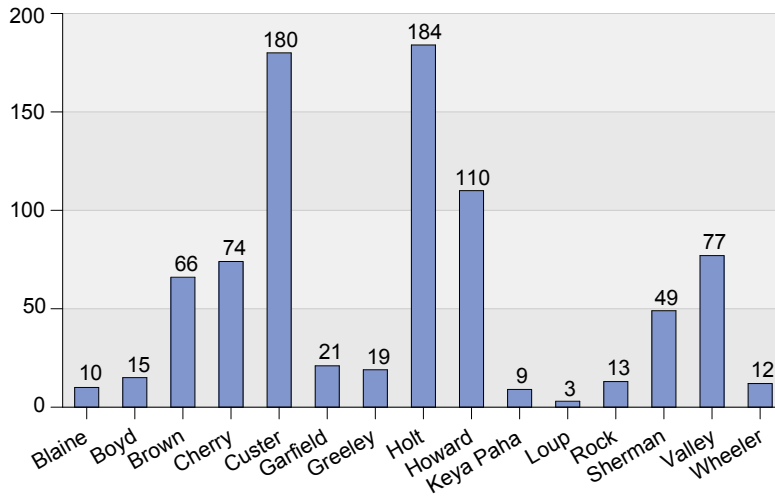
Fiscal Year 2018 Adult Court Cases Opened By County By Category

	Criminal	Regular Civil	Domestic Relations	Appellate Action	Summary
Antelope	37	11	31	0	79
Cuming	25	27	68	1	121
Knox	6	22	53	1	82
Madison	378	65	402	4	849
Pierce	20	12	54	1	87
Stanton	31	8	42	0	81
Wayne	26	15	63	0	104
Summary	523	160	713	7	1,403

75 domestic relations cases were referred to county judges.

8th Judicial District - District Court Adult Cases Opened

Fiscal Year 2018 District Court Adult Cases Opened by District



Historical Cases Opened	
Year	Adult Court
FY 2009	889
FY 2010	881
FY 2011	885
FY 2012	885
FY 2013	869
FY 2014	797
FY 2015	804
FY 2016	874
FY 2017	902
FY 2018	842

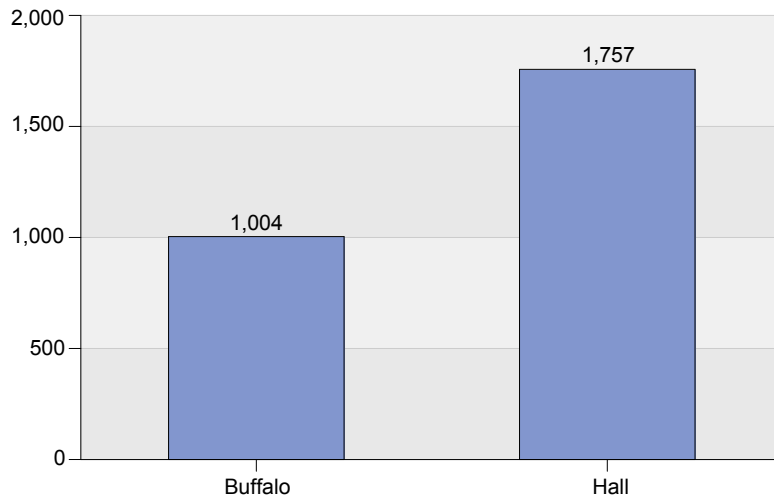
Fiscal Year 2018 Adult Court Cases Opened By County By Category

	Criminal	Regular Civil	Domestic Relations	Appellate Action	Summary
Blaine	2	2	6	0	10
Boyd	4	7	4	0	15
Brown	14	20	32	0	66
Cherry	13	16	45	0	74
Custer	45	28	107	0	180
Garfield	5	6	9	1	21
Greeley	3	4	12	0	19
Holt	59	27	95	3	184
Howard	41	14	55	0	110
Keya Paha	0	3	6	0	9
Loup	0	1	2	0	3
Rock	2	3	8	0	13
Sherman	11	13	25	0	49
Valley	27	18	31	1	77
Wheeler	4	4	3	1	12
Summary	230	166	440	6	842

46 domestic relations cases were referred to county judges.

9th Judicial District - District Court Adult Cases Opened

Fiscal Year 2018 District Court Adult Cases Opened by District



Historical Cases Opened	
Year	Adult Court
FY 2009	2,637
FY 2010	2,627
FY 2011	2,874
FY 2012	2,707
FY 2013	2,605
FY 2014	2,575
FY 2015	2,763
FY 2016	2,652
FY 2017	2,733
FY 2018	2,762

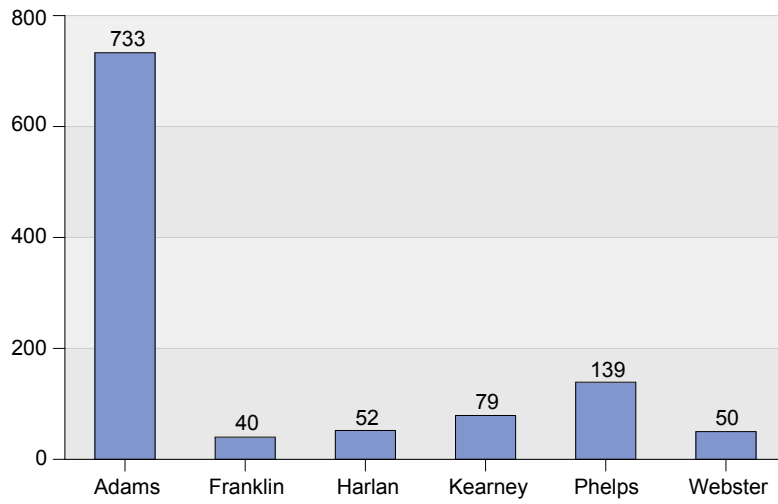
Fiscal Year 2018 Adult Court Cases Opened By County By Category

	Criminal	Regular Civil	Domestic Relations	Appellate Action	Summary
Buffalo	329	127	541	7	1,004
Hall	750	168	834	5	1,757
Summary	1,079	295	1,375	12	2,761

223 domestic relations cases were referred to county judges.

10th Judicial District - District Court Adult Cases Opened

Fiscal Year 2018 District Court Adult Cases Opened by District



Historical Cases Opened	
Year	Adult Court
FY 2009	1,603
FY 2010	1,652
FY 2011	1,509
FY 2012	1,373
FY 2013	1,175
FY 2014	1,206
FY 2015	1,194
FY 2016	1,146
FY 2017	1,185
FY 2018	1,094

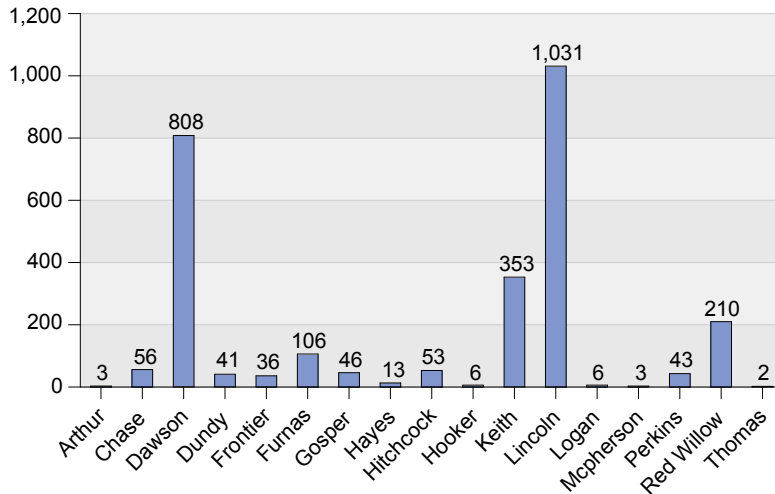
Fiscal Year 2018 Adult Court Cases Opened By County By Category

	Criminal	Regular Civil	Domestic Relations	Appellate Action	Summary
Adams	212	89	426	6	733
Franklin	8	15	17	0	40
Harlan	9	14	29	0	52
Kearney	13	17	49	0	79
Phelps	22	11	104	2	139
Webster	3	9	36	2	50
Summary	267	155	661	10	1,093

38 domestic relations cases were referred to county judges.

11th Judicial District - District Court Adult Cases Opened

Fiscal Year 2018 District Court Adult Cases Opened by District



Historical Cases Opened	
Year	Adult Court
FY 2009	2,431
FY 2010	2,502
FY 2011	2,399
FY 2012	2,592
FY 2013	2,562
FY 2014	2,670
FY 2015	2,700
FY 2016	2,710
FY 2017	2,671
FY 2018	2,818

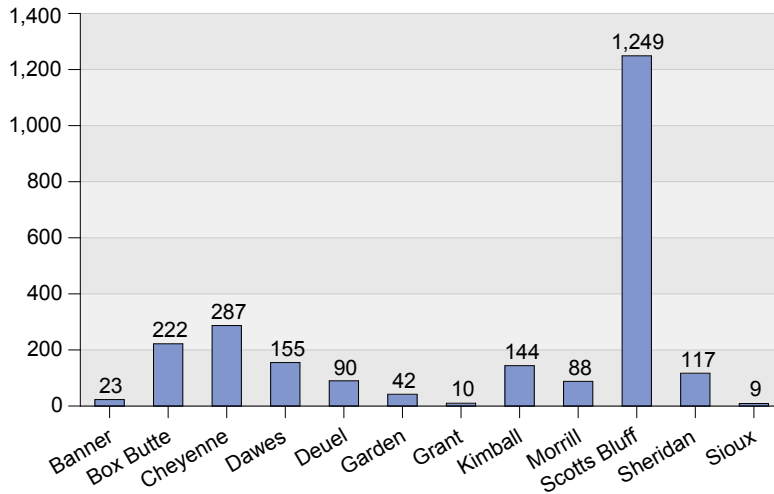
Fiscal Year 2018 Adult Court Cases Opened By County By Category

	Criminal	Regular Civil	Domestic Relations	Appellate Action	Summary
Arthur	0	1	2	0	3
Chase	21	16	19	0	56
Dawson	365	58	383	2	808
Dundy	6	13	22	0	41
Frontier	8	8	20	0	36
Furnas	43	21	42	0	106
Gosper	16	4	26	0	46
Hayes	3	7	3	0	13
Hitchcock	6	15	32	0	53
Hooker	1	2	3	0	6
Keith	176	31	146	0	353
Lincoln	312	128	589	2	1,031
Logan	3	1	2	0	6
Mcperson	0	2	1	0	3
Perkins	9	12	21	1	43
Red Willow	50	34	126	0	210
Thomas	1	0	1	0	2
Summary	1,020	353	1,438	5	2,816

1 domestic relations cases were referred to county judges.

12th Judicial District - District Court Adult Cases Opened

Fiscal Year 2018 District Court Adult Cases Opened by District



Historical Cases Opened	
Year	Adult Court
FY 2009	2,421
FY 2010	2,297
FY 2011	2,374
FY 2012	2,273
FY 2013	2,209
FY 2014	2,150
FY 2015	2,140
FY 2016	2,217
FY 2017	2,256
FY 2018	2,439

Fiscal Year 2018 Adult Court Cases Opened By County By Category

	Criminal	Regular Civil	Domestic Relations	Appellate Action	Summary
Banner	11	8	4	0	23
Box Butte	54	27	138	3	222
Cheyenne	110	41	134	2	287
Dawes	26	25	100	4	155
Deuel	63	12	15	0	90
Garden	8	8	25	1	42
Grant	6	2	1	1	10
Kimball	43	49	52	0	144
Morrill	12	31	45	0	88
Scotts Bluff	519	153	568	9	1,249
Sheridan	36	27	52	2	117
Sioux	0	1	7	1	9
Summary	888	384	1,141	23	2,436

114 domestic relations cases were referred to county judges.