




# Juvenile Justice Reform Initiative: Quarterly Outcome Report

Date Range:  
April 1 - June 30, 2020  
*(unless noted)*

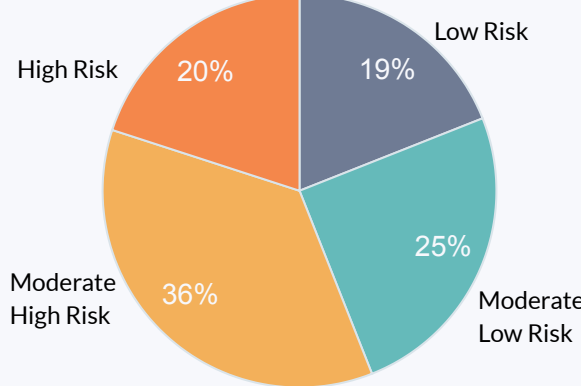
Current Population  
(June 30, 2020)



Male: 1,500  
Delinquent: 1,339  
Status: 161

Female: 633  
Delinquent: 491  
Status: 142

**2,133**  
Current Population  
(June 30, 2020)



Average  
Supervision Cost  
(FY20)

**\$28.35** / day

**1** Maintain detention for only those youth who pose a significant risk to the community or risk to flee the jurisdiction of the court.

## Detention Screenings Conducted

**64%** of youth, who were detained, met the criteria on the detention screening instrument.



**53%** of youth screened were released home or to an alternative.

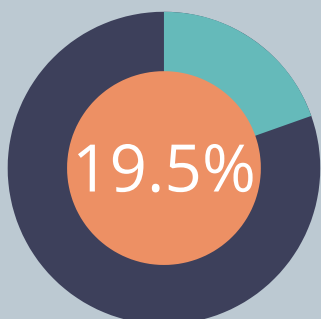
**2** A higher percentage of youth will be involved in pro-social activities including school and employment.



**61%**

of youth that were discharged in the last 3 months reduced their risk in the education and employment domain. The discharged youth were initially placed on probation with a high YLS/CMI score for education and employment and have reduced their risk related to those key areas by the end of the probation term.

**3** An increase in status youth who are diverted from the juvenile justice system or who receive a decreased term of probation supervision.



Status youth spend 19.5% less time on probation than delinquent youth.

**13.64**

Months  
Delinquent



**10.98**

Months  
Status

**4** Increase use of community-based services while reducing use of out-of-home placements.

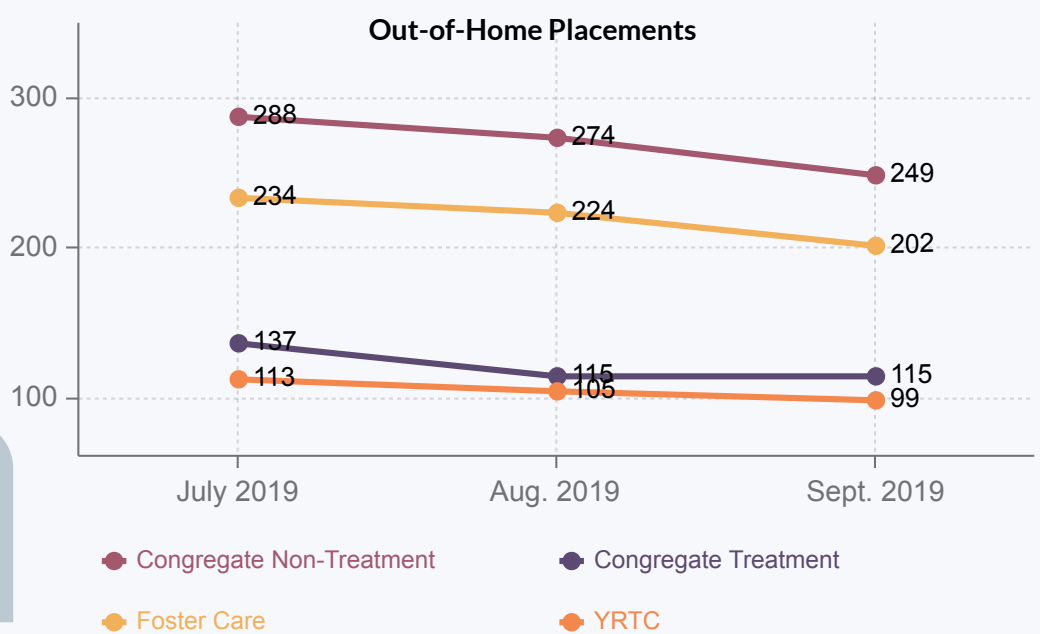


**74%**

of youth are supervised while at home. The remaining 26% are supervised in out-of-home placements, on June 30, 2020.

### In the last 3 months

- 337 youth have accessed funds for **Community-Based Treatment** services.
- 903 youth have accessed funds for **Community-Based Non-Treatment** services.



**5** Youth involved in the juvenile justice system will receive targeted supervision and services that reduce post-program recidivism.

### Investigations Ordered



**456**

### Drug Tests Collected

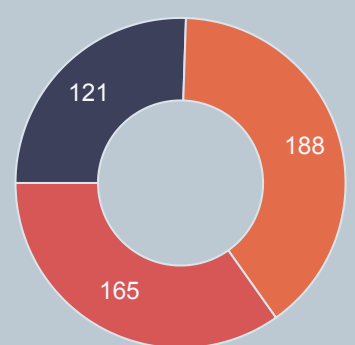


**2,326**

### Graduated Response Sanctions

**1,600**

### GRADUATED RESPONSE INCENTIVES

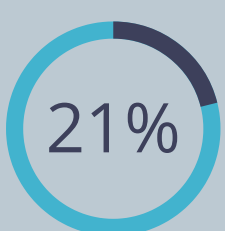


Minor 25.5%  
Intermediate 39.7%  
Serious 34.8%

**40%** of all youth released from Probation saw a **decrease** in their overall risk score.  
*(April 1 - June 30, 2020)*

**78%** of youth were **successfully** released from Probation  
*(April 1 - June 30, 2020)*

## Statewide Recidivism Rate



of youth that were successfully discharged from Probation, were found responsible for a subsequent qualifying adjudication within one year of their release. This current recidivism rate is reported as of June 30, 2020.

## Recidivism by Risk Level

As predicted by the validated risk assessment tool, Youth Level of Risk/Case Management Inventory (YLS/CMI), the total population of low risk youth who discharged successfully between June 30, 2018 and June 30, 2019 recidivated at a lower rate than the total population of moderate or high risk youth.

