



Problem-Solving Courts Quarterly Report:

Date Range: April 1 - June 30, 2020
(unless noted)

31% increase in population between FY15 and FY19.

FY 15: 1,006

FY 19: 1,316

Current Population

June 30, 2020

In Referral
Adults: 54
Youth: 0

In Program
Adults: 600
Youth: 14

Average Supervision Cost (FY20)

Adult - \$10.18 / day

Youth - \$ 14.59 / day

6,624

Adult Drug Tests Collected

April 1 - June 30, 2020

26

Youth Drug Tests Collected

Access to Behavioral/Mental Health Services (Q2 2020)

Adult:

312 individuals accessed service

dollars using

621 vouchers.

Total voucher amount:

\$ 820,186.60



Youth:

26 individuals accessed service

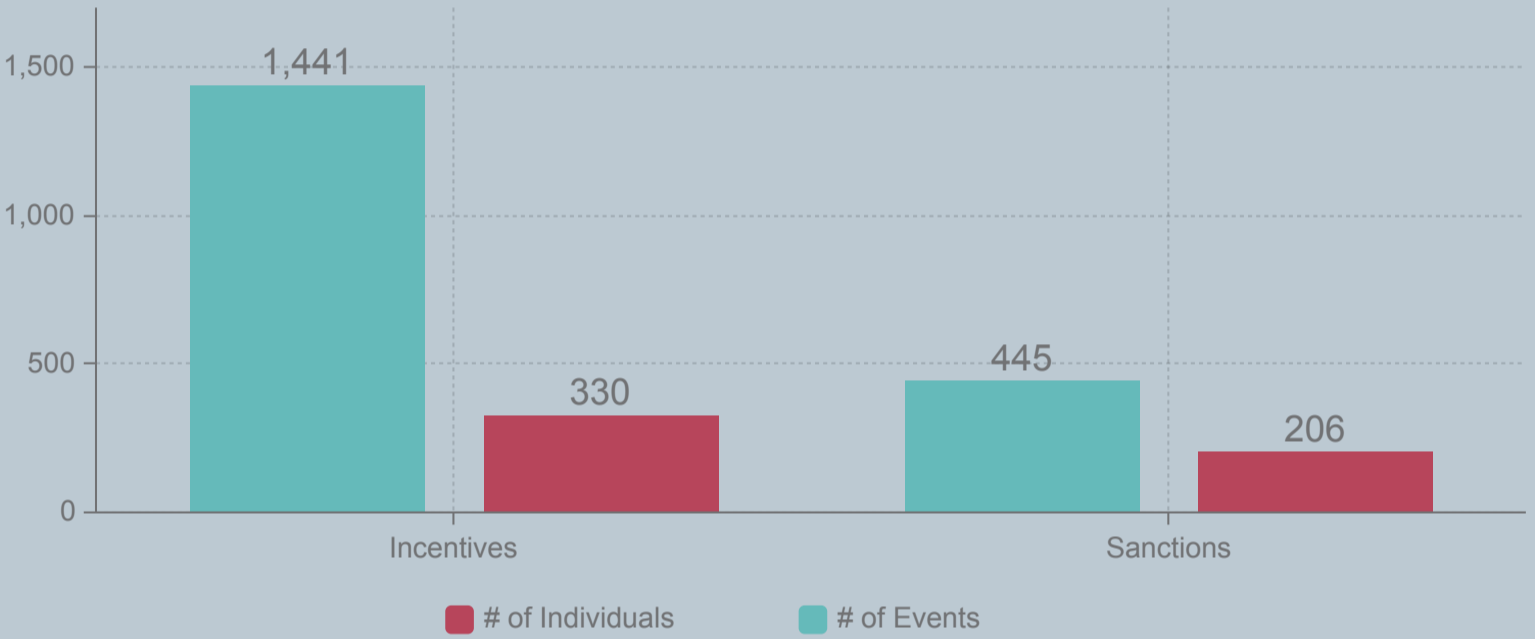
dollars using

82 vouchers.

Total voucher amount:

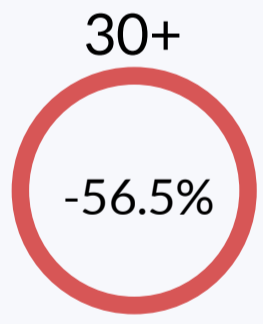
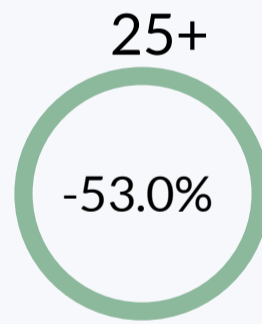
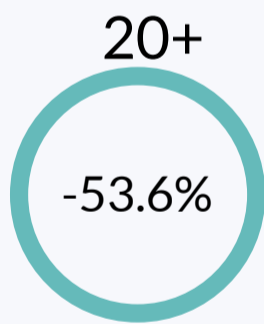
\$ 119,296.66

Incentives & Sanctions

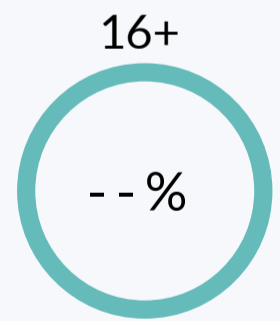


PSC Risk Reduction

Initial Risk score on 1st LS/CMI and decrease in the average LS/CMI score between a graduated adult's first and last assessment.



Initial Risk score on 1st YLS/CMI and decrease in the average YLS/CMI score between a graduated youth's first and last assessment.



Q2 2020 had only 1 youth released and the risk increased by 18.8%

54% of individuals graduated (April - June 30, 2020)

Successful Completions

Every successful PSC completion is one more productive and contributing member of their community.

Discharges

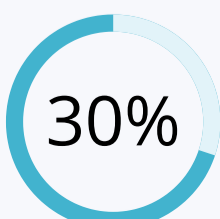
Discharged: 5%

Graduated: 54%

Terminated: 19%

Voluntary Withdrawal: 21%

Statewide Recidivism Rate - Adult Only



of individuals who were successfully released from Problem-Solving Court, were found responsible for another qualifying offense within 3 years of their release. This current recidivism rate is reported as of June 30, 2020.