




Juvenile Justice Reform Initiative: Quarterly Outcome Report

Date Range:
July 1 - September 30, 2020
(unless noted)

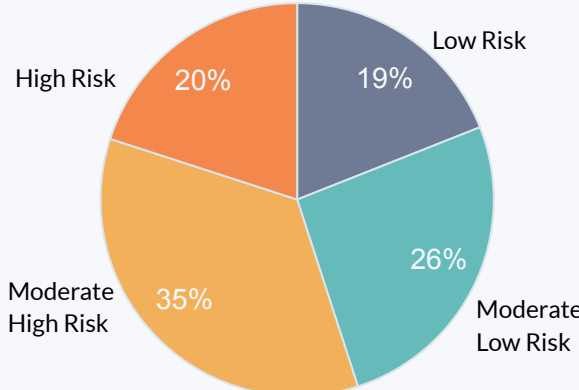
Current Population
(September 30, 2020)



Male: 1,689
Delinquent: 1,518
Status: 171

Female: 694
Delinquent: 539
Status: 155

2,383
Current Population
(September 30, 2020)



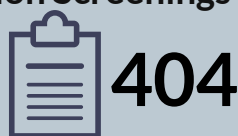
Average
Supervision Cost
(FY20)

\$28.35 / day

1 Maintain detention for only those youth who pose a significant risk to the community or risk to flee the jurisdiction of the court.

Detention Screenings Conducted

62% of youth, who were detained, met the criteria on the detention screening instrument.



52% of youth screened were released home or to an alternative.

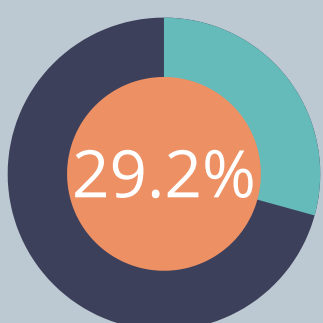
2 A higher percentage of youth will be involved in pro-social activities including school and employment.



71%

of youth that were discharged in the last 3 months reduced their risk in the education and employment domain. The discharged youth were initially placed on probation with a high YLS/CMI score for education and employment and have reduced their risk related to those key areas by the end of the probation term.

3 An increase in status youth who are diverted from the juvenile justice system or who receive a decreased term of probation supervision.



Status youth spend 29.2% less time on probation than delinquent youth.

14.04
Months
Delinquent



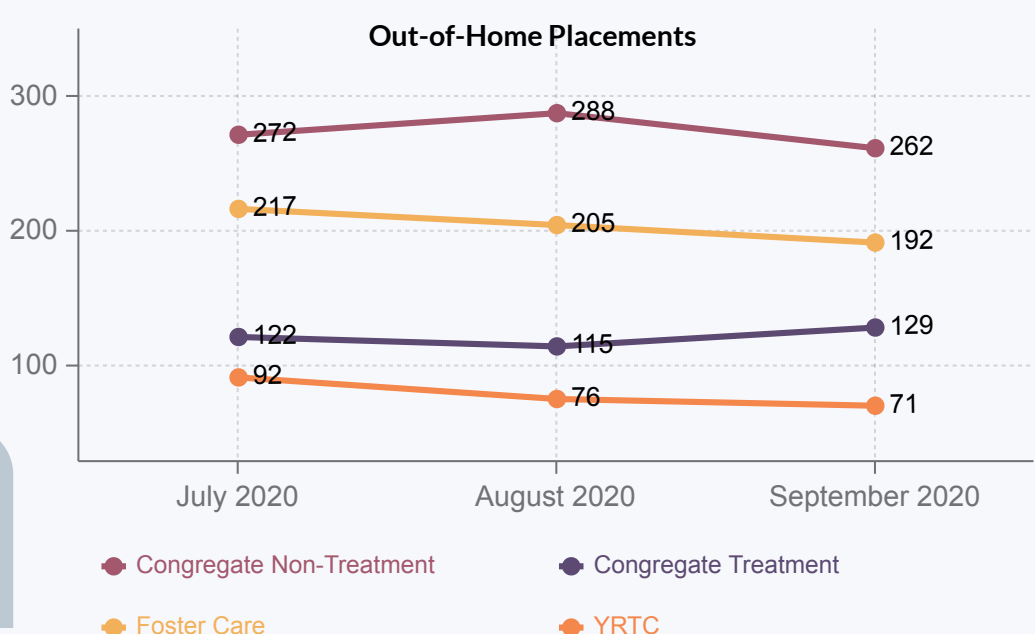
9.94
Months
Status

4 Increase use of community-based services while reducing use of out-of-home placements.



72%

of youth are supervised while at home. The remaining 28% are supervised in out-of-home placements, on September 30, 2020.



In the last 3 months


- 492 youth have accessed funds for **Community-Based Treatment** services.
- 949 youth have accessed funds for **Community-Based Non-Treatment** services.

5 Youth involved in the juvenile justice system will receive targeted supervision and services that reduce post-program recidivism.

Investigations Ordered



555

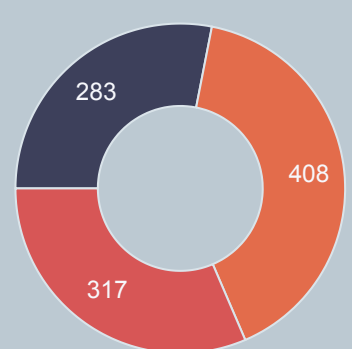


Drug Tests Collected
5,539

Graduated Response Sanctions

1,959

GRADUATED
RESPONSE
INCENTIVES



44% of all youth released from Probation saw a **decrease** in their overall risk score.
(July 1 - September 30, 2020)

81% of youth were **successfully** released from Probation
(July 1 - September 30, 2020)

Statewide Recidivism Rate



of youth that were successfully discharged from Probation, were found responsible for a subsequent qualifying adjudication within one year of their release. This current recidivism rate is reported as of September 30, 2020.

Recidivism by Risk Level

As predicted by the validated risk assessment tool, Youth Level of Risk/Case Management Inventory (YLS/CMI), the total population of low risk youth who discharged successfully between September 30, 2018 and September 30, 2019 recidivated at a lower rate than the total population of moderate or high risk youth.

