




Juvenile Justice Reform Initiative: Quarterly Outcome Report

Date Range: October 1 - December 31, 2020

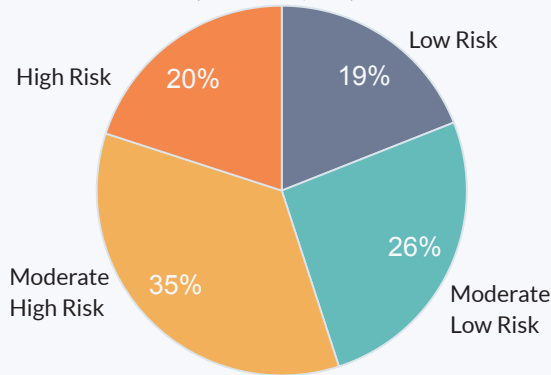
(unless noted)

Current Population (December 31, 2020)



Male: 1,600
Delinquent: 1,437
Status: 163
Female: 669
Delinquent: 531
Status: 138

2,269 Current Population (December 31, 2020)



Average Supervision Cost (FY20)

\$28.35 / day

1 Maintain detention for only those youth who pose a significant risk to the community or risk to flee the jurisdiction of the court.

66% of youth, who were detained, met the criteria on the detention screening instrument.

Detention Screenings Conducted



348

48% of youth screened were released home or to an alternative.

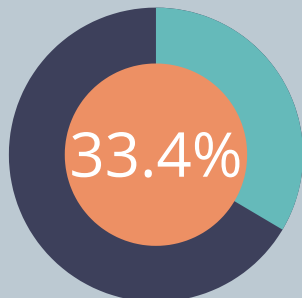
2 A higher percentage of youth will be involved in pro-social activities including school and employment.



62%

of youth that were discharged in the last 3 months reduced their risk in the education and employment domain. The discharged youth were initially placed on probation with a high YLS/CMI score for education and employment and have reduced their risk related to those key areas by the end of the probation term.

3 An increase in status youth who are diverted from the juvenile justice system or who receive a decreased term of probation supervision.



Status youth spend 23.4% less time on probation than delinquent youth.

14.79

Months Delinquent



9.85

Months Status

4 Increase use of community-based services while reducing use of out-of-home placements.



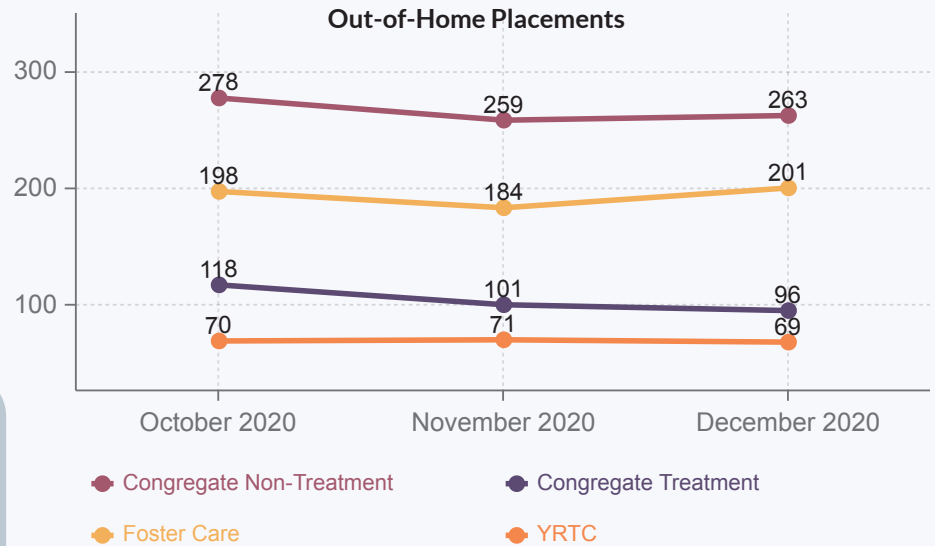
74%

of youth are supervised while at home. The remaining 26% are supervised in out-of-home placements, on December 31, 2020.

In the last 3 months

- 368 youth have accessed funds for **Community-Based Treatment** services.

- 1,026 youth have accessed funds for **Community-Based Non-Treatment** services.



5 Youth involved in the juvenile justice system will receive targeted supervision and services that reduce post-program recidivism.

Investigations Ordered



470

Drug Tests Collected

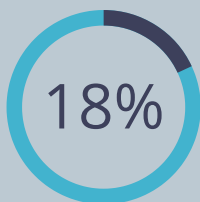


5,314

41% of all youth released from Probation saw a **decrease** in their overall risk score. (October - December 2020)

76% of youth were **successfully** released from Probation (October - December 2020)

Statewide Recidivism Rate

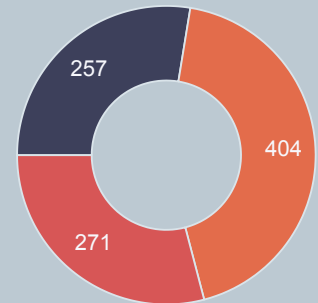


of youth that were successfully discharged from Probation, were found responsible for a subsequent qualifying adjudication within one year of their release. This current recidivism rate is reported as of December 31, 2020.

2,222

GRADUATED RESPONSE INCENTIVES

Graduated Response Sanctions



Minor 28%
Intermediate 43%
Serious 29%

Recidivism by Risk Level

As predicted by the validated risk assessment tool, Youth Level of Risk/Case Management Inventory (YLS/CMI), the total population of low risk youth who discharged successfully between December 31, 2018 and December 31, 2019 recidivated at a lower rate than the total population of moderate or high risk youth.

