



Nebraska Judicial Branch
Annual Caseload Report

District Courts

Fiscal Year 2020
July 1, 2019 to
June 30, 2020



Nebraska District Courts Annual Caseload Report

Fiscal Year 2020 — July 1, 2019 to June 30, 2020

This Annual District Court Caseload Report contains caseload statistics for Nebraska's 93 District Courts, grouped into twelve Judicial Districts. Statistics are compiled through extracts from the JUSTICE automated trial court case management system. Providing court statistics ensures transparency to the public and assists administration in ensuring efficient court practices.

Caseload statistics demonstrate the volume of cases in each jurisdiction and the changes that occur over time. Data are useful in determining staffing levels and for predicting the effect on caseloads due to changes in the law.

Caseload data is now produced with a new, more reliable reporting software tool. Prior to FY 2016, caseload data was extracted and aggregated monthly through a programmed process. The 10 year history section of this Caseload Report should not be compared to reports prior to FY 2016.

Reports are available for all levels of state appellate and trial courts at www.supremecourt.ne.gov > Administration > Publications and Reports.

Mission of the Nebraska Administrative Office of the Courts:

Under the direction of the Nebraska Supreme Court, the Administrative Office of the Courts' mission is to ensure the public has equal access to justice, using leadership, education, technology, and administrative services to implement consistent, efficient, and effective court practices.

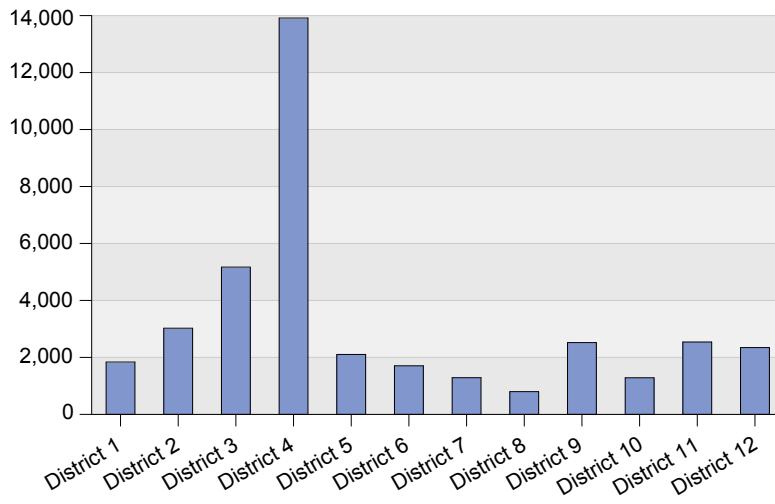


Corey R. Steel | Nebraska State Court Administrator
Nebraska Supreme Court

Rm. 1213 State Capitol | P.O. Box 98910 | Lincoln, NE 68509
T 402.471.3730 | F 402.471.2197
www.supremecourt.ne.gov

Fiscal Year 2020 Nebraska District Court Adult Annual Cases Opened

Fiscal Year 2020 District Court Adult Cases Opened by District



Year	Adult Court
FY 2011	42,428
FY 2012	41,402
FY 2013	39,742
FY 2014	39,619
FY 2015	39,838
FY 2016	41,060
FY 2017	42,240
FY 2018	42,351
FY 2019	40,800
FY 2020	38,534

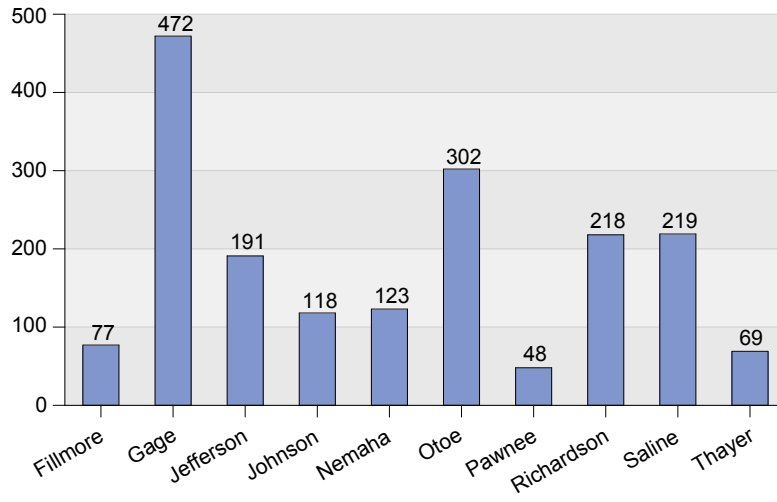
Fiscal Year 2020 Adult Court Cases Opened by Category and District

	Criminal	Regular Civil	Domestic Relations	Appellate Action	Summary
District 1	493	301	1,021	22	1,837
District 2	754	411	1,848	12	3,025
District 3	1,271	842	2,935	122	5,170
District 4	4,883	2,111	6,822	98	13,914
District 5	643	308	1,121	32	2,104
District 6	436	264	996	10	1,706
District 7	450	153	643	42	1,288
District 8	140	213	417	29	799
District 9	968	244	1,287	21	2,520
District 10	350	185	741	9	1,285
District 11	929	354	1,247	11	2,541
District 12	923	317	1,070	35	2,345
Summary	12,240	5,703	20,148	443	38,534

3,045 domestic relations cases were referred to county judges.

1st Judicial District - District Court Adult Cases Opened

Fiscal Year 2020 District Court Adult Cases Opened by District



Historical Cases Opened	
Year	Adult Court
FY 2011	2,232
FY 2012	2,285
FY 2013	1,964
FY 2014	2,121
FY 2015	2,067
FY 2016	2,180
FY 2017	2,052
FY 2018	2,033
FY 2019	2,076
FY 2020	1,837

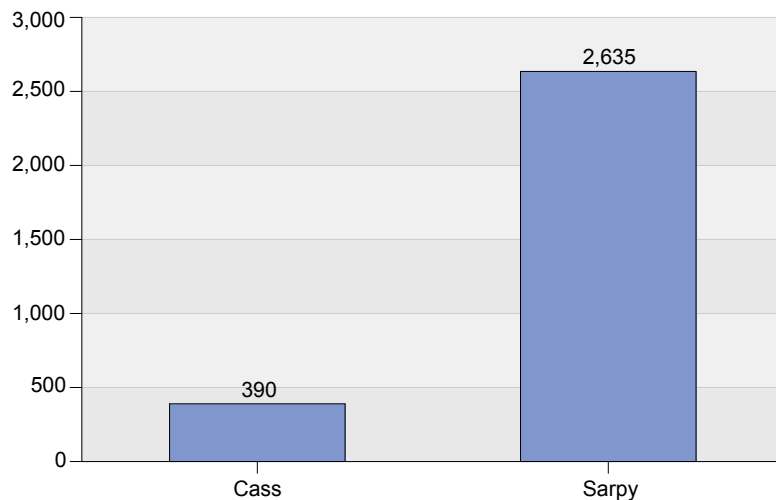
Fiscal Year 2020 Adult Court Cases Opened By County By Category

	Criminal	Regular Civil	Domestic Relations	Appellate Action	Summary
Fillmore	17	18	39	3	77
Gage	136	55	276	5	472
Jefferson	53	38	98	2	191
Johnson	26	43	46	3	118
Nemaha	29	23	70	1	123
Otoe	105	35	161	1	302
Pawnee	11	9	28	0	48
Richardson	61	32	124	1	218
Saline	45	30	139	5	219
Thayer	10	18	40	1	69
Summary	493	301	1,021	22	1,837

224 domestic relations cases were referred to county judges.

2nd Judicial District - District Court Adult Cases Opened

Fiscal Year 2020 District Court Adult Cases Opened by District



Historical Cases Opened	
Year	Adult Court
FY 2011	3,066
FY 2012	2,959
FY 2013	2,782
FY 2014	2,797
FY 2015	2,849
FY 2016	3,143
FY 2017	3,406
FY 2018	3,554
FY 2019	3,389
FY 2020	3,025

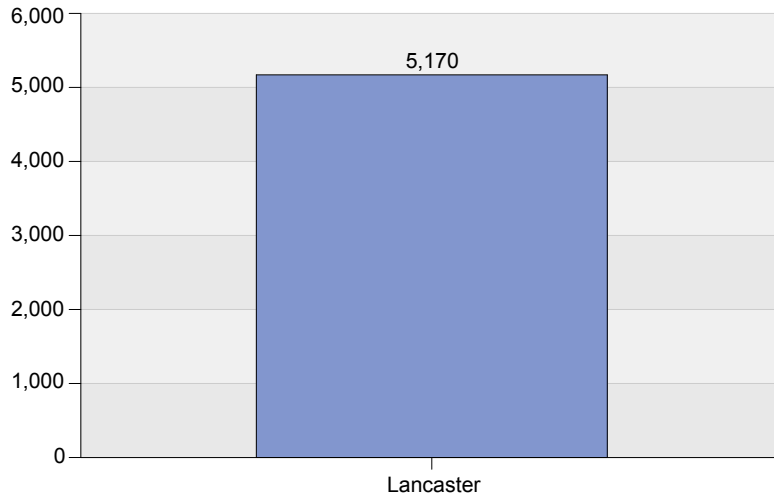
Fiscal Year 2020 Adult Court Cases Opened By County By Category

	Criminal	Regular Civil	Domestic Relations	Appellate Action	Summary
Cass	96	60	233	1	390
Sarpy	658	351	1,615	11	2,635
Summary	754	411	1,848	12	3,025

243 domestic relations cases were referred to county judges.

3rd Judicial District - District Court Adult Cases Opened

Fiscal Year 2020 District Court Adult Cases Opened by District



Historical Cases Opened	
Year	Adult Court
FY 2011	5,957
FY 2012	5,888
FY 2013	5,856
FY 2014	6,056
FY 2015	5,789
FY 2016	5,998
FY 2017	6,388
FY 2018	5,571
FY 2019	5,495
FY 2020	5,170

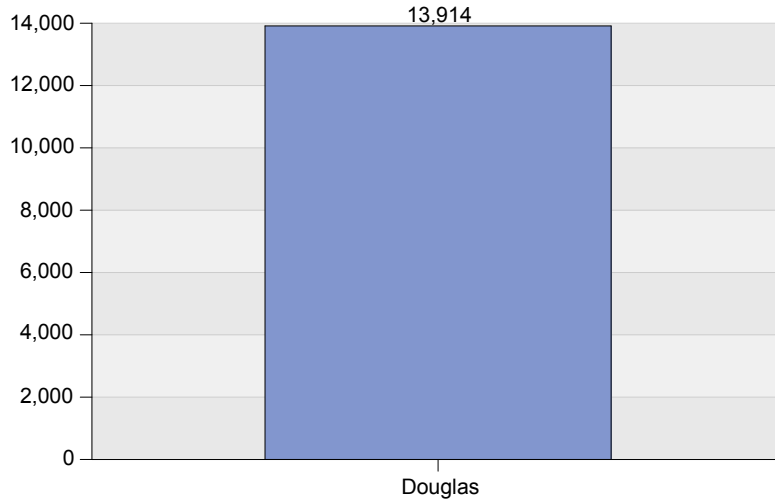
Fiscal Year 2020 Adult Court Cases Opened By County By Category

	Criminal	Regular Civil	Domestic Relations	Appellate Action	Summary
Lancaster	1,271	842	2,935	122	5,170
Summary	1,271	842	2,935	122	5,170

335 domestic relations cases were referred to county judges.

4th Judicial District - District Court Adult Cases Opened

Fiscal Year 2020 District Court Adult Cases Opened by District



Historical Cases Opened	
Year	Adult Court
FY 2011	14,836
FY 2012	14,220
FY 2013	13,787
FY 2014	13,532
FY 2015	13,944
FY 2016	14,143
FY 2017	14,885
FY 2018	15,454
FY 2019	14,566
FY 2020	13,914

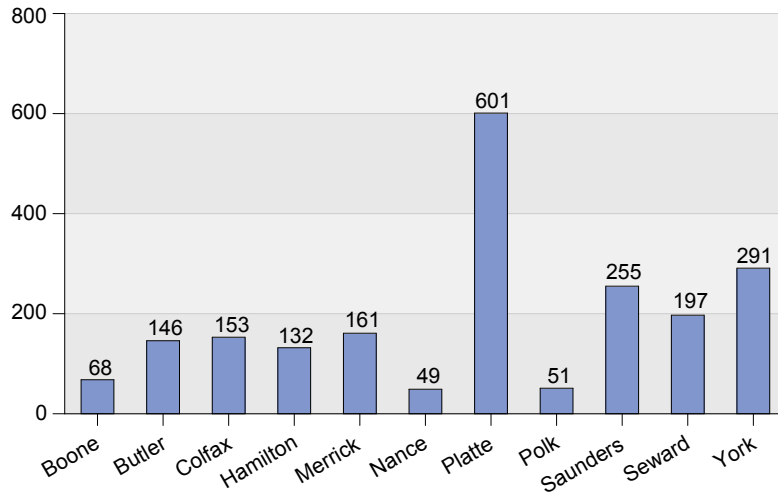
Fiscal Year 2020 Adult Court Cases Opened By County By Category

	Criminal	Regular Civil	Domestic Relations	Appellate Action	Summary
Douglas	4,883	2,111	6,822	98	13,914
Summary	4,883	2,111	6,822	98	13,914

1,495 domestic relations cases were referred to county judges.

5th Judicial District - District Court Adult Cases Opened

Fiscal Year 2020 District Court Adult Cases Opened by District



Historical Cases Opened	
Year	Adult Court
FY 2011	2,583
FY 2012	2,574
FY 2013	2,533
FY 2014	2,472
FY 2015	2,325
FY 2016	2,454
FY 2017	2,355
FY 2018	2,252
FY 2019	2,278
FY 2020	2,104

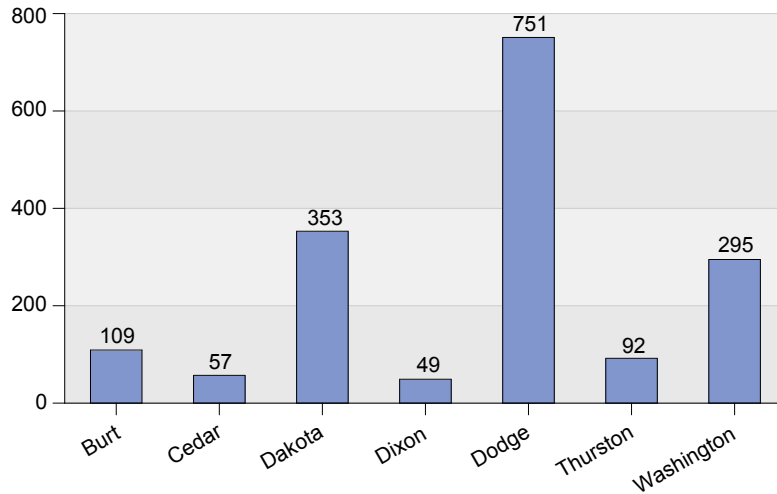
Fiscal Year 2020 Adult Court Cases Opened By County By Category

	Criminal	Regular Civil	Domestic Relations	Appellate Action	Summary
Boone	14	8	46	0	68
Butler	53	17	70	6	146
Colfax	35	17	95	6	153
Hamilton	48	16	68	0	132
Merrick	75	22	61	3	161
Nance	10	6	32	1	49
Platte	160	62	374	5	601
Polk	4	16	31	0	51
Saunders	78	51	124	2	255
Seward	62	36	90	9	197
York	104	57	130	0	291
Summary	643	308	1,121	32	2,104

124 domestic relations cases were referred to county judges.

6th Judicial District - District Court Adult Cases Opened

Fiscal Year 2020 District Court Adult Cases Opened by District



Historical Cases Opened	
Year	Adult Court
FY 2011	1,887
FY 2012	1,884
FY 2013	1,856
FY 2014	1,842
FY 2015	1,872
FY 2016	2,063
FY 2017	1,941
FY 2018	1,953
FY 2019	1,832
FY 2020	1,706

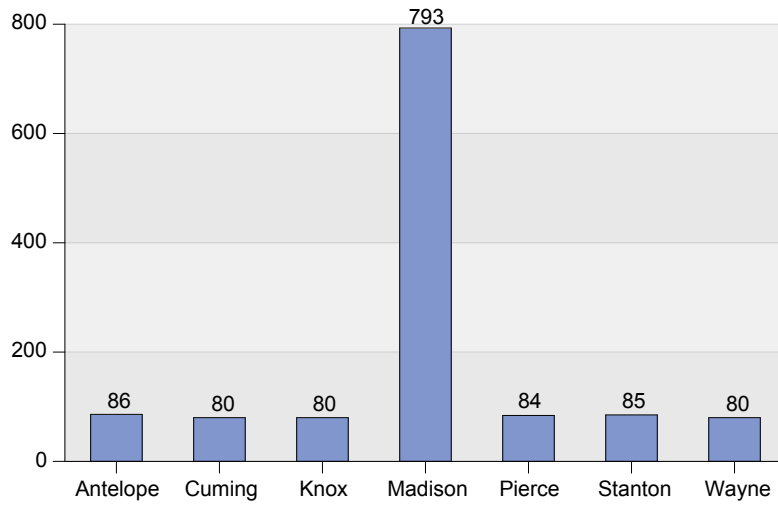
Fiscal Year 2020 Adult Court Cases Opened By County By Category

	Criminal	Regular Civil	Domestic Relations	Appellate Action	Summary
Burt	11	27	71	0	109
Cedar	9	13	35	0	57
Dakota	126	45	180	2	353
Dixon	8	12	29	0	49
Dodge	158	102	485	6	751
Thurston	17	11	63	1	92
Washington	107	54	133	1	295
Summary	436	264	996	10	1,706

150 domestic relations cases were referred to county judges.

7th Judicial District - District Court Adult Cases Opened

Fiscal Year 2020 District Court Adult Cases Opened by District



Historical Cases Opened	
Year	Adult Court
FY 2011	1,553
FY 2012	1,494
FY 2013	1,366
FY 2014	1,231
FY 2015	1,223
FY 2016	1,305
FY 2017	1,362
FY 2018	1,406
FY 2019	1,383
FY 2020	1,288

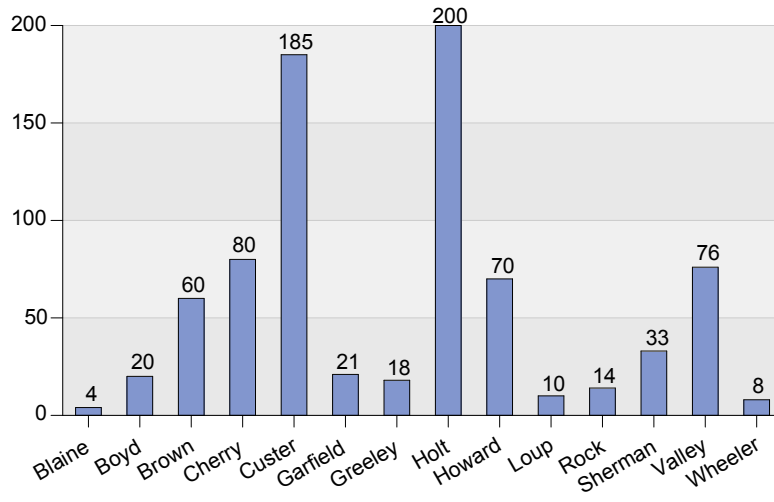
Fiscal Year 2020 Adult Court Cases Opened By County By Category

	Criminal	Regular Civil	Domestic Relations	Appellate Action	Summary
Antelope	17	11	39	19	86
Cuming	17	15	45	3	80
Knox	17	25	38	0	80
Madison	326	64	384	19	793
Pierce	21	16	47	0	84
Stanton	34	12	38	1	85
Wayne	18	10	52	0	80
Summary	450	153	643	42	1,288

84 domestic relations cases were referred to county judges.

8th Judicial District - District Court Adult Cases Opened

Fiscal Year 2020 District Court Adult Cases Opened by District



Historical Cases Opened	
Year	Adult Court
FY 2011	886
FY 2012	885
FY 2013	869
FY 2014	797
FY 2015	804
FY 2016	874
FY 2017	902
FY 2018	849
FY 2019	810
FY 2020	799

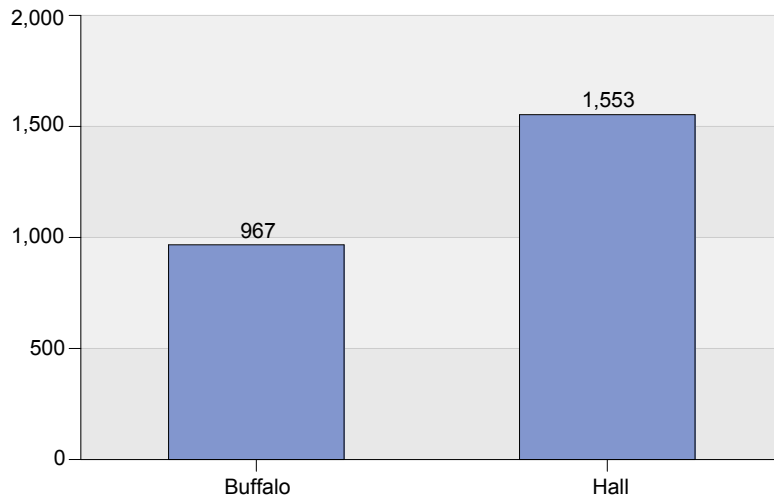
Fiscal Year 2020 Adult Court Cases Opened By County By Category

	Criminal	Regular Civil	Domestic Relations	Appellate Action	Summary
Blaine	1	2	1	0	4
Boyd	4	2	13	1	20
Brown	13	12	35	0	60
Cherry	16	21	40	3	80
Custer	33	53	98	1	185
Garfield	0	7	14	0	21
Greeley	2	7	8	1	18
Holt	35	53	89	23	200
Howard	14	13	43	0	70
Loup	1	2	7	0	10
Rock	1	10	3	0	14
Sherman	7	6	20	0	33
Valley	13	20	43	0	76
Wheeler	0	5	3	0	8
Summary	140	213	417	29	799

49 domestic relations cases were referred to county judges.

9th Judicial District - District Court Adult Cases Opened

Fiscal Year 2020 District Court Adult Cases Opened by District



Historical Cases Opened	
Year	Adult Court
FY 2011	2,872
FY 2012	2,707
FY 2013	2,605
FY 2014	2,573
FY 2015	2,758
FY 2016	2,651
FY 2017	2,732
FY 2018	2,762
FY 2019	2,701
FY 2020	2,520

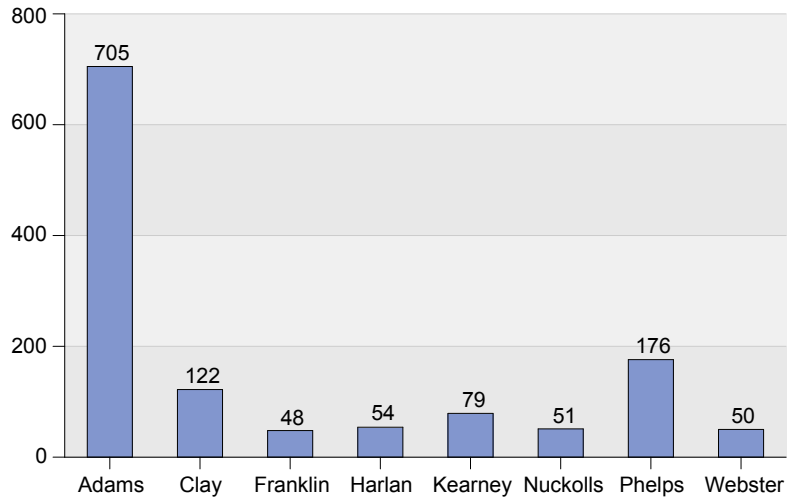
Fiscal Year 2020 Adult Court Cases Opened By County By Category

	Criminal	Regular Civil	Domestic Relations	Appellate Action	Summary
Buffalo	416	110	432	9	967
Hall	552	134	855	12	1,553
Summary	968	244	1,287	21	2,520

188 domestic relations cases were referred to county judges.

10th Judicial District - District Court Adult Cases Opened

Fiscal Year 2020 District Court Adult Cases Opened by District



Historical Cases Opened	
Year	Adult Court
FY 2011	1,784
FY 2012	1,643
FY 2013	1,355
FY 2014	1,380
FY 2015	1,370
FY 2016	1,324
FY 2017	1,293
FY 2018	1,261
FY 2019	1,243
FY 2020	1,285

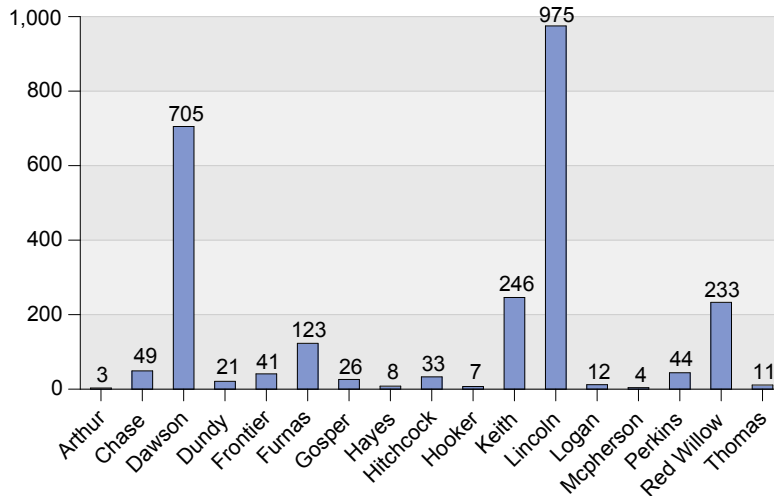
Fiscal Year 2020 Adult Court Cases Opened By County By Category

	Criminal	Regular Civil	Domestic Relations	Appellate Action	Summary
Adams	244	75	381	5	705
Clay	34	16	72	0	122
Franklin	5	11	32	0	48
Harlan	16	15	23	0	54
Kearney	19	18	41	1	79
Nuckolls	4	13	34	0	51
Phelps	24	29	120	3	176
Webster	4	8	38	0	50
Summary	350	185	741	9	1,285

55 domestic relations cases were referred to county judges.

11th Judicial District - District Court Adult Cases Opened

Fiscal Year 2020 District Court Adult Cases Opened by District



Historical Cases Opened	
Year	Adult Court
FY 2011	2,398
FY 2012	2,591
FY 2013	2,561
FY 2014	2,669
FY 2015	2,699
FY 2016	2,708
FY 2017	2,671
FY 2018	2,818
FY 2019	2,596
FY 2020	2,541

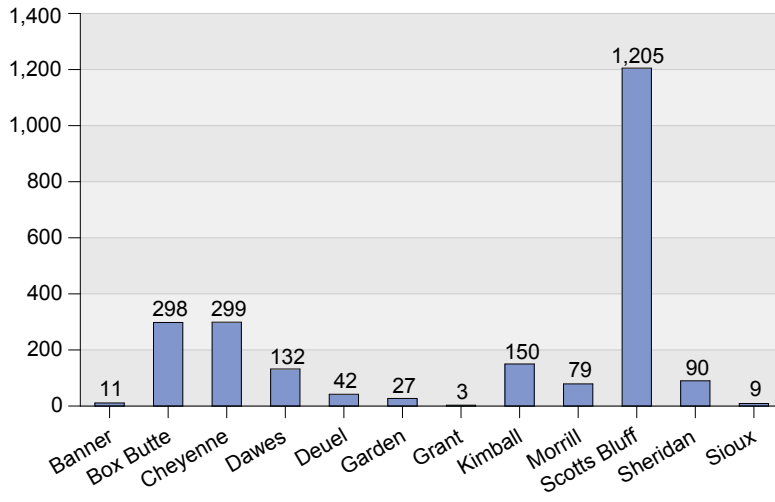
Fiscal Year 2020 Adult Court Cases Opened By County By Category

	Criminal	Regular Civil	Domestic Relations	Appellate Action	Summary
Arthur	0	2	1	0	3
Chase	13	14	21	1	49
Dawson	331	51	323	0	705
Dundy	3	10	8	0	21
Frontier	9	12	20	0	41
Furnas	44	20	58	1	123
Gosper	7	8	11	0	26
Hayes	0	5	3	0	8
Hitchcock	5	12	16	0	33
Hooker	0	1	6	0	7
Keith	134	30	81	1	246
Lincoln	307	112	549	7	975
Logan	2	5	5	0	12
Mcperson	0	3	1	0	4
Perkins	11	11	22	0	44
Red Willow	61	55	116	1	233
Thomas	2	3	6	0	11
Summary	929	354	1,247	11	2,541

1 domestic relations cases were referred to county judges.

12th Judicial District - District Court Adult Cases Opened

Fiscal Year 2020 District Court Adult Cases Opened by District



Historical Cases Opened	
Year	Adult Court
FY 2011	2,374
FY 2012	2,272
FY 2013	2,208
FY 2014	2,149
FY 2015	2,138
FY 2016	2,217
FY 2017	2,253
FY 2018	2,438
FY 2019	2,431
FY 2020	2,345

Fiscal Year 2020 Adult Court Cases Opened By County By Category

	Criminal	Regular Civil	Domestic Relations	Appellate Action	Summary
Banner	1	6	4	0	11
Box Butte	109	30	151	8	298
Cheyenne	112	36	150	1	299
Dawes	35	17	79	1	132
Deuel	22	6	14	0	42
Garden	6	6	15	0	27
Grant	0	2	1	0	3
Kimball	36	59	54	1	150
Morrill	24	13	41	1	79
Scotts Bluff	551	117	520	17	1,205
Sheridan	25	24	35	6	90
Sioux	2	1	6	0	9
Summary	923	317	1,070	35	2,345

97 domestic relations cases were referred to county judges.