

DATA SOURCES:

US Census Bureau
Demographics
page 1

Voices for Children
Demographics
page 2

Fostering Court
Improvement
[www.fosteringcourt
improvement.org/ne](http://www.fosteringcourtimprovement.org/ne)
Demographics, Entry
into Foster Care, and
Permanency
page 2, 3, 7 & 8

HHS
Demographics,
Permanency
page 1 & 7

JUSTICE
Case Progression
page 4, 5, 6



District 8 Team 1

Case Progression and Court Improvement Data Report for 2012

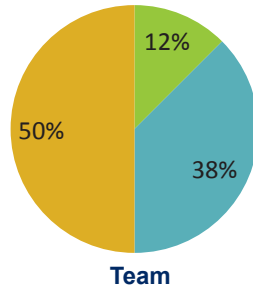
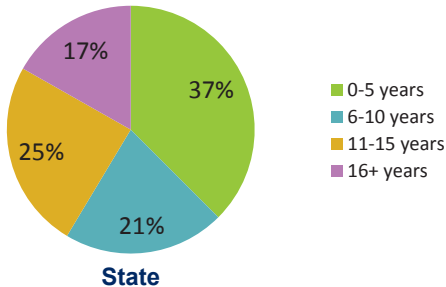
Blaine, Brown, Cherry, Keya Paha, and
Rock Counties



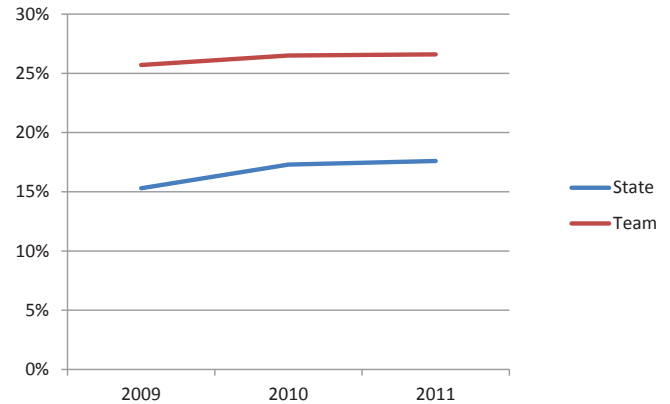
University of
Nebraska -
Lincoln
Center on
Children, Families
and the Law

DEMOGRAPHICS

Age Breakdown
(Abuse/Neglect Cases in Foster Care
That Closed in 2012)



Child Poverty Rate
(Census Data)



Changes to the Data Collection Process and Data Reporting | Summary of What's New

Since 2008, annual data reports have been developed for local teams. These reports have included demographic data, case progression data, and permanency data. Due to the limitations of JUSTICE, which is the court data system, case progression data was manually collected for these reports. This manner of collection ended with last year's data reports. From 2013 on, case progression data is being collected through automatic data dumps. However, standardized coding is still not being utilized in all cases. For example, a hearing may still be coded as "Hearing" instead of "Adjudication Hearing." Therefore, we may not be able to report on certain types of hearings in your jurisdiction because we do not have the data for it. We continue working with JUSTICE staff and county clerks to maximize proper data entry, and expect data entry to improve with subsequent data reports.

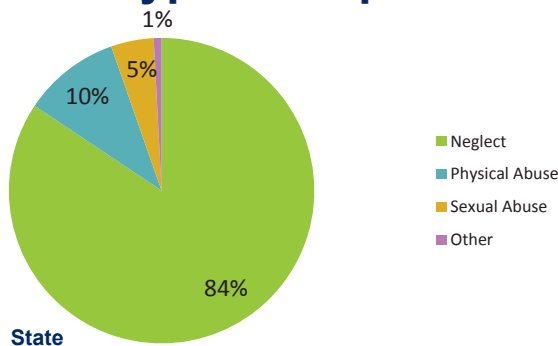
One additional change to this year's data is that we are now "forward-looking" instead of "backward-looking." In past reports, we analyzed data using cases that have already closed. In this report, we are using cases that opened within a certain time period, regardless of whether they have closed (except for case closure data). This will allow you to have a more up-to-date view of your team's case progression.

Recent research establishes that chronic neglect is more likely to cause permanent negative outcomes in the child than a single instance of reported abuse.

Non-court involved cases are managed by DHHS in a voluntary or non-court capacity.

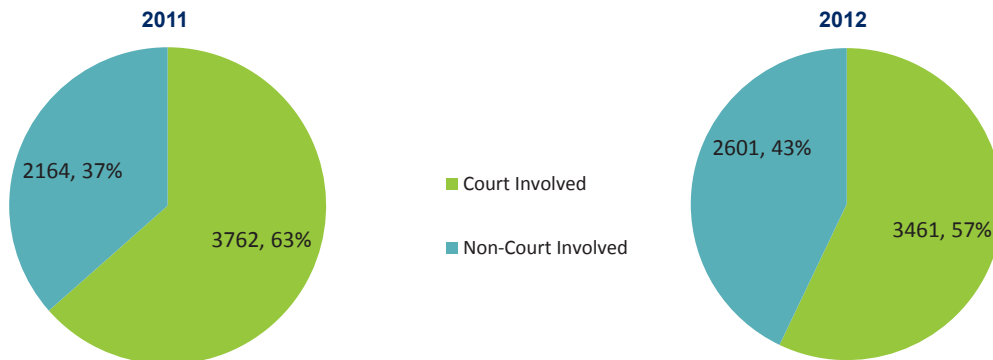
Data for the type of reported maltreatment and type of out-of-home care was obtained from the Fostering Court Improvement website. Starting this year, the FCI website is reporting data based on team, in addition to data based on county and district. Data for the court and non-court placements and in-home and out-of-home placements for court cases was obtained from Voices for Children. This data is reported for the entire state.

Type of Reported Maltreatment (2012)




Team data not applicable

Court vs. Non-Court Cases

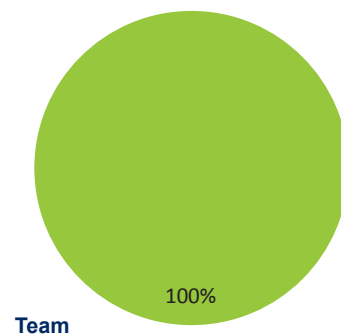
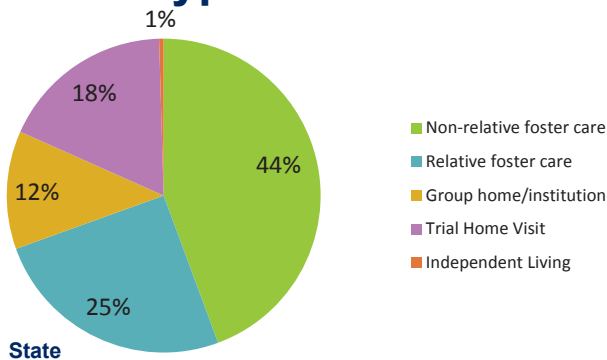


The proportion of non-court involved cases increased by 6% from 2011 to 2012

Initial Placement for Court Cases: In-Home vs. Out-of-Home



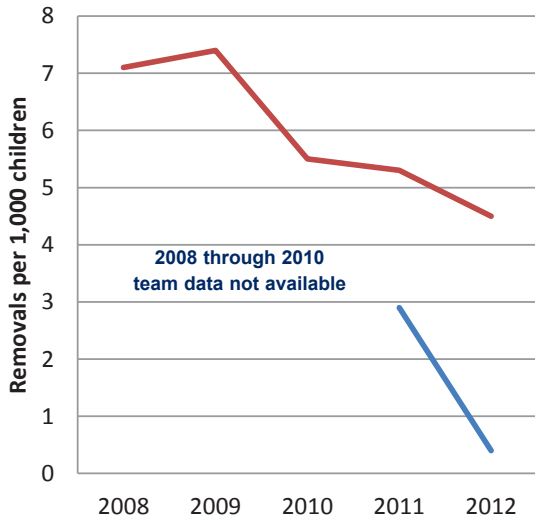
Type of Out-of-Home Care (2012)



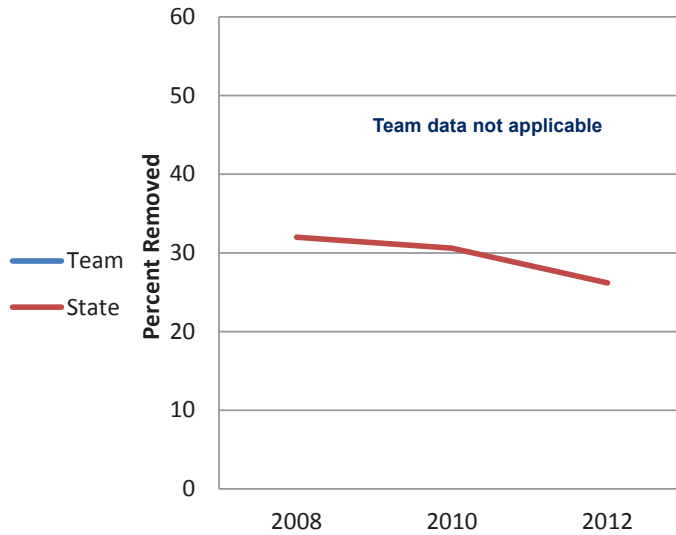


ENTRY INTO FOSTER CARE

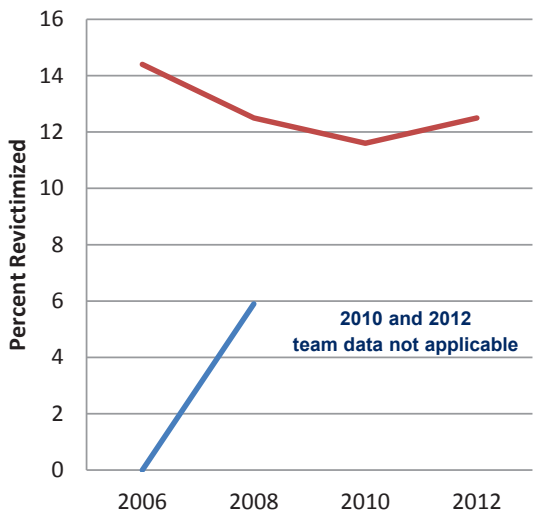
Rate of Removal to Foster Care



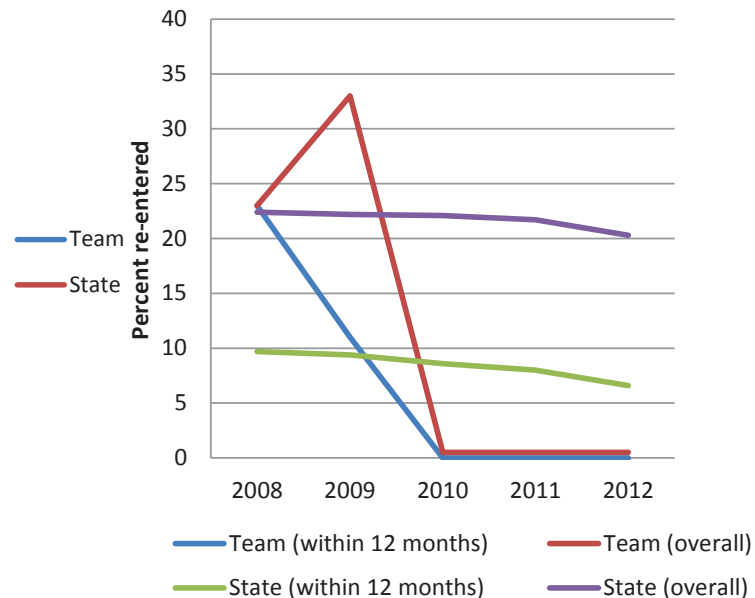
Victims Removed to Foster Care



Non-removed Victims Revictimized Within 6 Months



Rate of Re-Entry into Foster Care



The rate of re-entry shows the percentage of children removed from the home who had previously been in foster care. This does not include children entering or previously involved in in-home cases or voluntary services.

CASE PROGRESSION DATA FOR YOUR TEAM

INCLUDED CASES | Historically, the data reports have provided information about case progression for abuse and neglect cases that closed in the prior calendar year. Beginning this year, the data reports give information about cases that opened in a given time frame (in this report the time frame is 7/1/11 through 12/31/12). Data is reported for both removed and non-removed cases (and not just out-of-home cases, as in previous reports). Because of these changes in the case selection process, data from prior years cannot be used as a comparison and is therefore not cited in this section. Some counties report on individual juveniles, while others report on families; due to this, data from the state cannot be reported.

REPORTING OF DATA | When sufficient case progression data is available for a particular interval, we report three pieces of information: 1) the number of cases that had recorded dates for both the beginning and the end of the interval, 2) the percentage of cases in which the required data was missing, and 3) a vertical bar chart representing the percentage of cases that progressed from the starting point to the ending point of the interval within a given length of time. When there are fewer than five documented cases, we omit the bar chart due to insufficient data.

The ex parte order, which is issued prior to the protective custody hearing, is required to be issued within 48 hours of removal. The protective custody hearing is the first hearing in any 3a case in which the child is removed.

The first appearance hearing occurs when the rights advisement is given. These two hearings (protective custody and first appearance) frequently occur at the same time. However, codes are not being entered for both hearing orders in many counties.

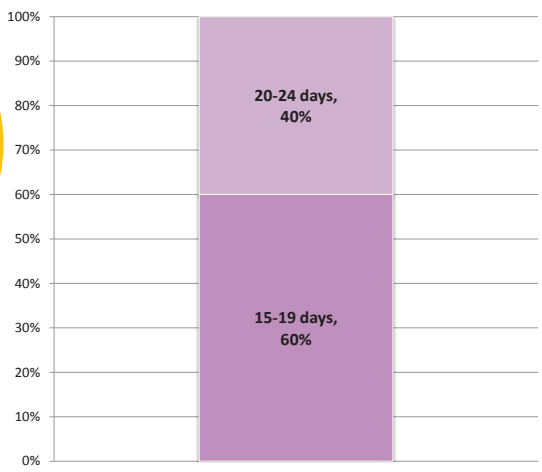
Petition Filing to Protective Custody Hearing Order

Number of cases with protective custody hearing order: 3



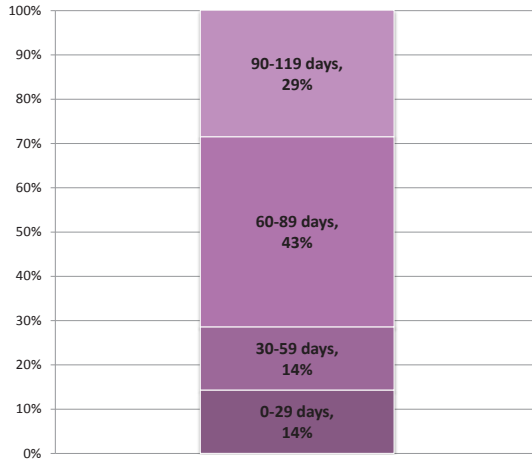
Petition Filing to First Appearance Order

Number of cases with first appearance order: 5



Petition Filing to Adjudication Order

Number of cases with adjudication hearing order: 7



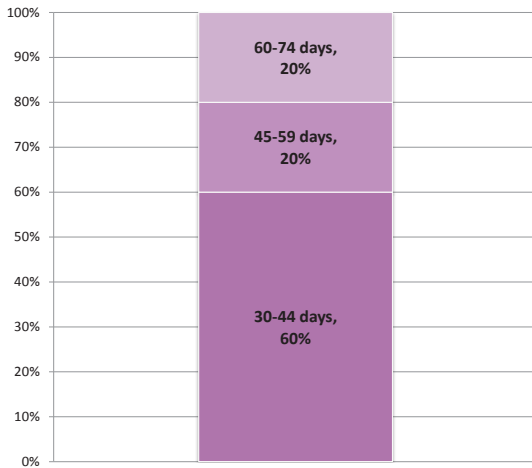
For your team, **13%** of cases were missing this order date.

Critical JUSTICE Codes for 3a abuse/neglect cases

1. Date of removal
2. Ex parte order
3. Protective custody hearing
4. First appearance hearing
5. Adjudication hearing
6. Disposition hearing
7. Review hearing
8. Permanency hearing
9. Motion/petition to TPR
10. TPR trial
11. Termination of jurisdiction

Adjudication Order to Disposition Order

Number of cases with adjudication hearing order and disposition hearing order: 5

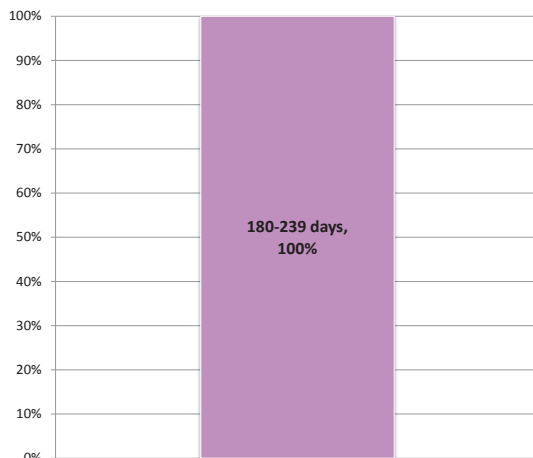


For your team, **38%** of cases were missing at least one of these order dates.

For intervals like the adjudication order to disposition order, the case must have had both order dates reported to be included in the analysis. For example, for the interval shown on the left, the percent missing data indicates the percentage of cases that had either an adjudication order or a disposition order date (or both) missing.

Disposition Order to Review Order

Number of cases with disposition hearing order and review hearing order: 6



For your team, **25%** of cases were missing at least one of these order dates.

This interval refers to the time period from the disposition order to the first review hearing order.

The permanency hearing must happen within 12 months of the child entering foster care.

Removal to Permanency Hearing Order

Number of removed cases with permanency hearing order: 3

For your team, 40% of removed cases open for more than a year were missing this order date.

Median Months to Court Case Closure		
	State	Team
2008*	23	14
2009*	18	17
2010*	19	9
2011*	17	14

*Only includes removed cases

Please note: the above medians cannot be compared to the 2012 data because the data samples differ.

Time to Court Case Closure

Number of cases with jurisdiction terminated date: 4

For your team, 56% of cases, 5 cases, were not closed or had no jurisdiction terminated date entered as of June 30th, 2013.

DATA TIPS on ABUSE/NEGLECT DATA ENTRY

ORDER FORMS | If data entry staff are confused on the type of hearing, consider amending court order forms to have checkbox headings with commonly occurring hearing titles listed (for example, the Protective Custody Hearing, First Appearance, and Adjudication).

FIRST HEARING | In every 3a case, the first hearing is a Protective Custody Hearing and should be coded as such, regardless of whether the children reside in-home or out-of-home. It is typically also a First Appearance Hearing if the rights advisory is given. Both types of hearings and orders need to be entered into JUSTICE.

PERMANENCY HEARING | Review hearings and permanency hearings often occur during the same time slot and one order is issued. Permanency Hearings are required within 12 months of removal and every 12 months thereafter. If these hearings and orders occur during the same time slot, they must both be entered into JUSTICE.

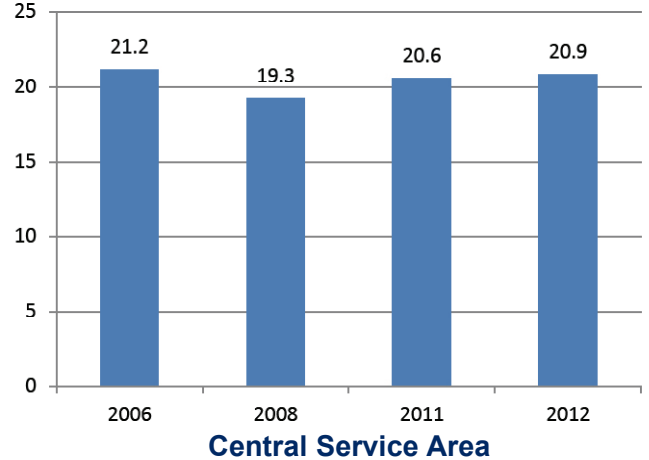
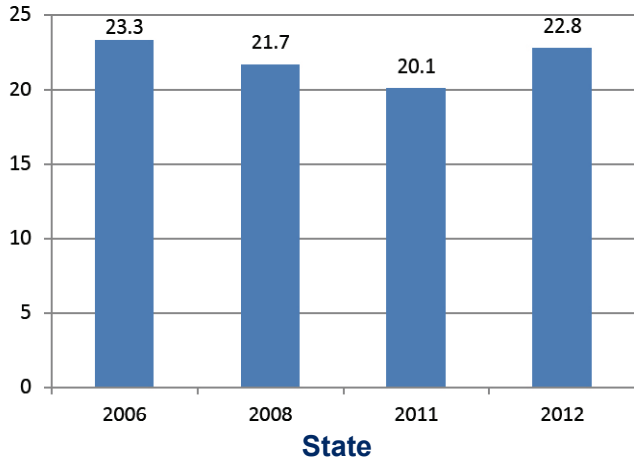
CASE CLOSURE | When a judge closes a case or the case is dismissed, jurisdiction must be terminated. This is a 2-step process that terminates the case of the child and terminates jurisdiction. When multiple juveniles are on a case, jurisdiction must be terminated on each juvenile before the case is terminated.

PERMANENCY

The data for TPR and adoptions were obtained from the FCI website. Each year's data includes cases from April of the stated year through March of the following year. The data in the graphs for reunification were obtained from HHS.

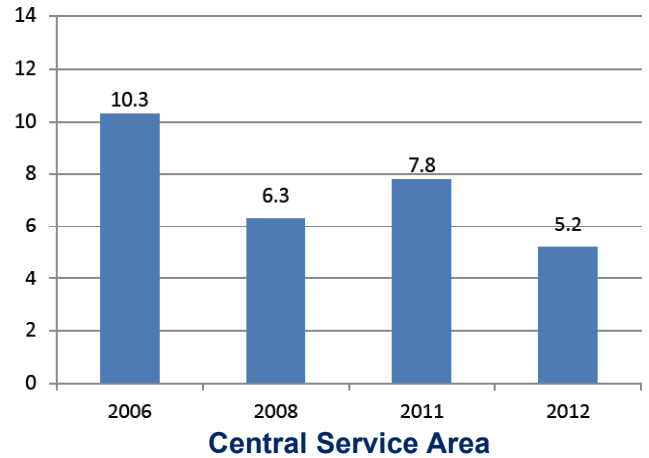
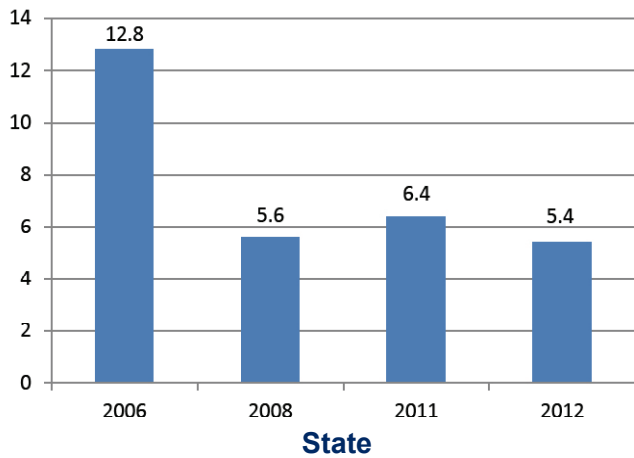
Termination of Parental Rights

2012 Number of TPRs: 490 in state 37 in service area
 Median Months from Removal to TPR (among adoptions)



Adoptions

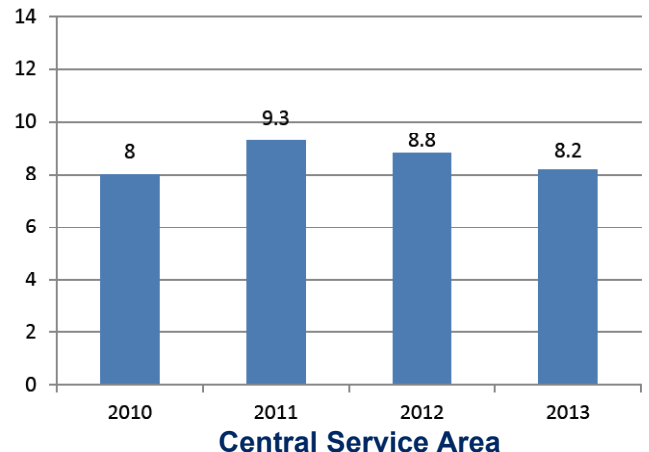
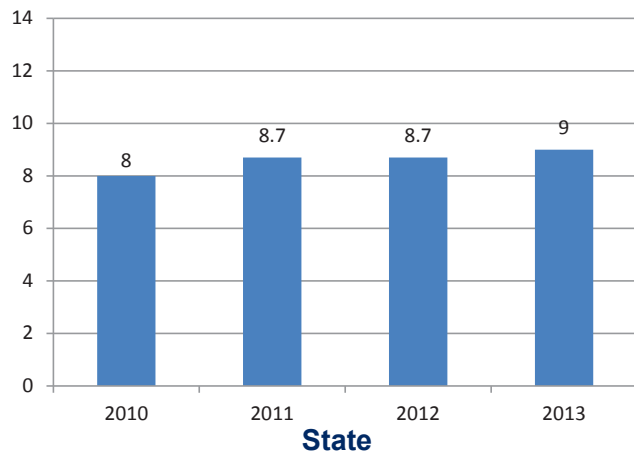
2012 Number of adoptions: 493 in state 37 in service area
 Median Months from TPR to Adoption



Reunifications

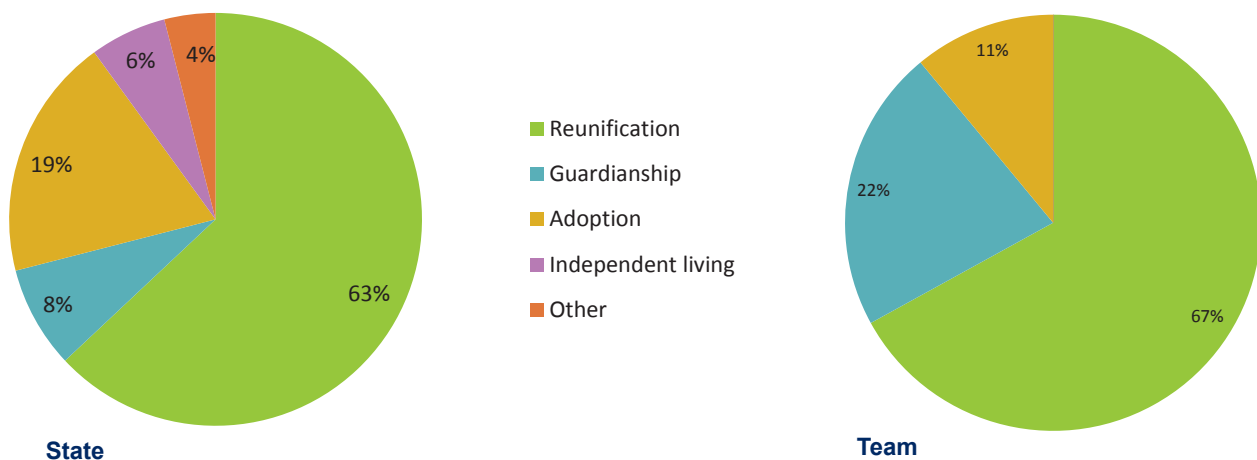
2012 Number of reunifications: 1812 in state 178 in service area

Median Months from Removal to Reunification*
 *Excludes time 30 days after children return home on trial home visit



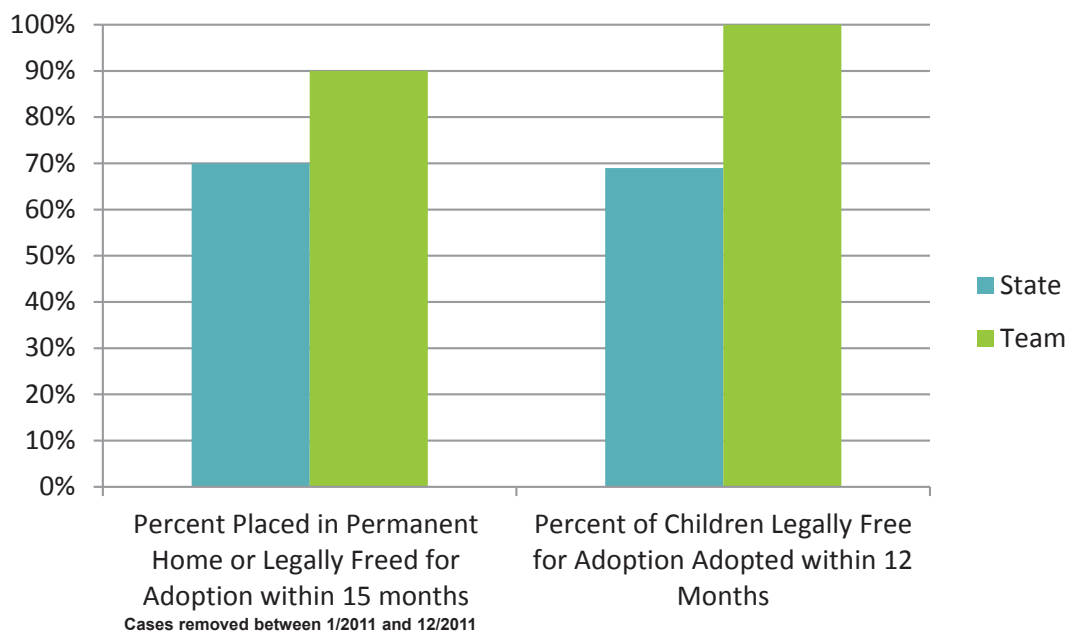
In previous years, we obtained data on the type of discharge from HHS. Starting with this year, we are using the type of discharge as reported by Fostering Court Improvement.

Type of Discharge (2012)



This data shows how quickly children are finding permanency through the children's, and not the court's, eyes. The percent placed in a permanent home shows the percent children who were free for adoption or living with family within 15 months of removal. The percent of children adopted within 12 months includes children in care with both TPRs between April 2011 and March 2012.

Permanency Through the Child's Eyes



Median days from appeal docketed to mandate issued (state): 273

COMING SOON IN 2014: AN ONLINE DATA DASHBOARD WITH REGULARLY UPDATED CASE PROGRESSION DATA