




Case Progression and Court Improvement Data Report for 2011



District 11 Team 1 Dawson and Gosper Counties

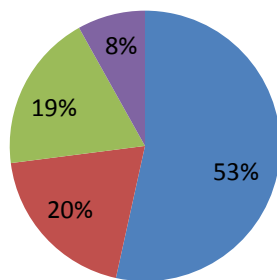


Information provided in this document is designed to help your team improve case progression, as this is one area the courts can control. Timeliness of hearings has a significant impact on time to case closure, which means that courts can make a difference in the lives of children in the system.

Data on pages 2, 3, and 7 come from the Fostering Court Improvement website (www.fosteringcourtimprovement.org/ne). Data on pages 4, 5, 6, and 8 were collected through JUSTICE to track case progression timelines for all abuse/neglect cases in foster care that closed in the years 2008 through 2011.

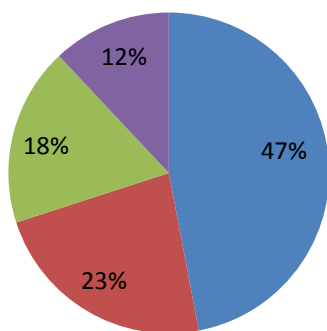
Demographics

Age Breakdown (Abuse/Neglect Cases in Foster Care that Closed in 2011)



State

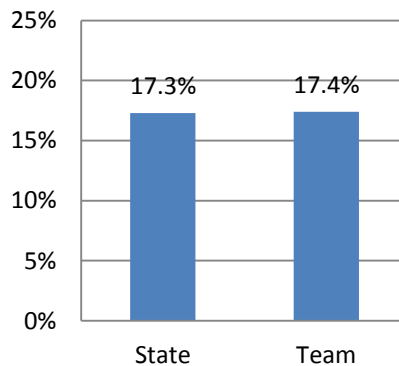
- 0-5 years
- 6-10 years
- 11-15 years
- 16+ years



Team

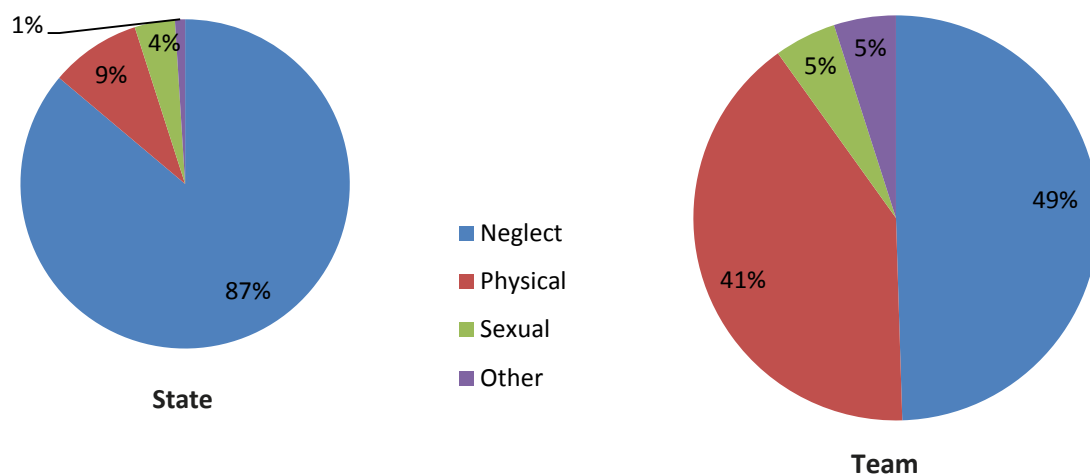
Child Poverty Rate

(2010 Census Data – Total Population)

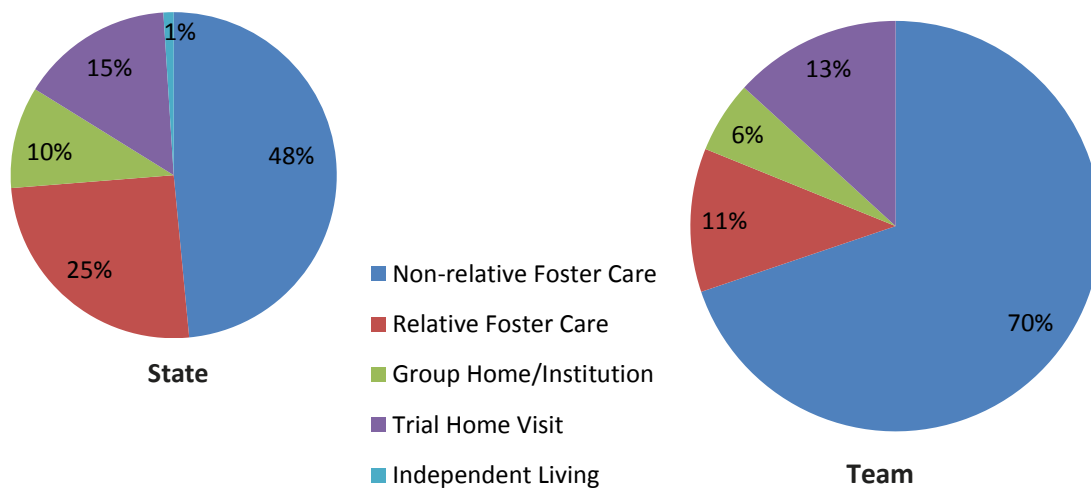


Stressors associated with poverty contribute to higher rates of reported maltreatment

Type of Reported Maltreatment (2010)



Type of Out-of-Home Care (2011)



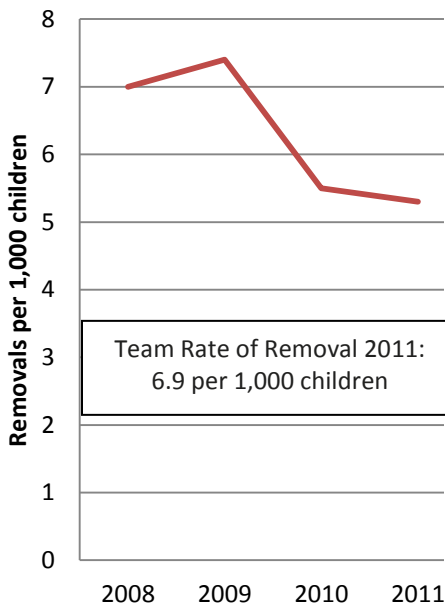
Timeliness of Permanency

Median (in months)	State			Team		
	2009	2010	2011	2009	2010	2011
Time in care	12	14	14	3	9	12
Time to reunification	7	11	11	2	8	9
Time to adoption	29	29	29	46	23	24

For these Fostering Court Improvement measures, 2011 refers to data from October 2010 through September 2011. All time intervals start with the child's removal.

Entry into Foster Care System

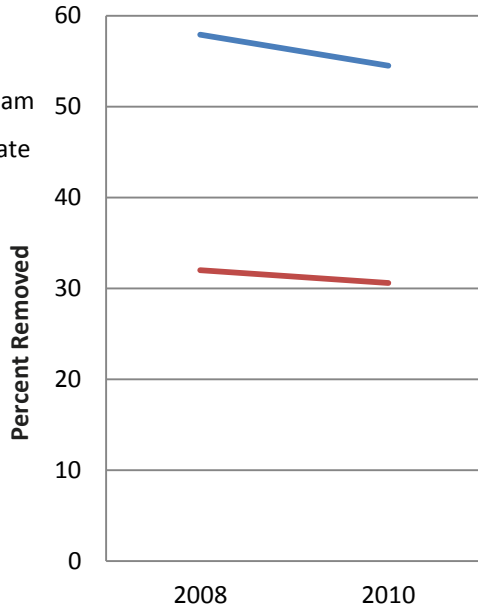
Rate of Removal* to Foster Care



Team Rate of Removal 2011:
6.9 per 1,000 children

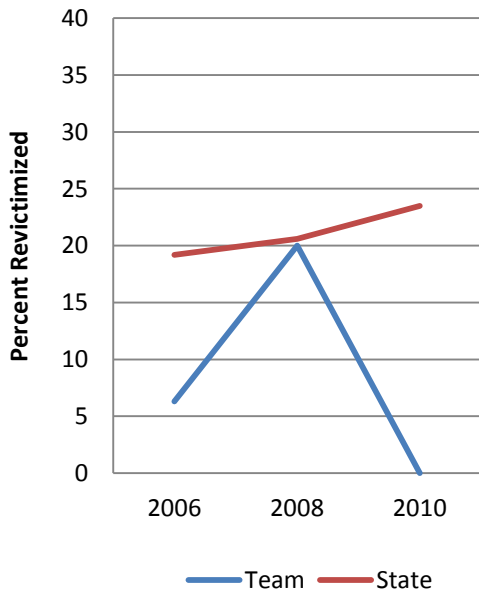
*In previous years, rate of removal was reported as monthly removals per 10,000 children. Starting this year, it is reported as annual removals per 1,000 children.

Victims Removed to Foster Care

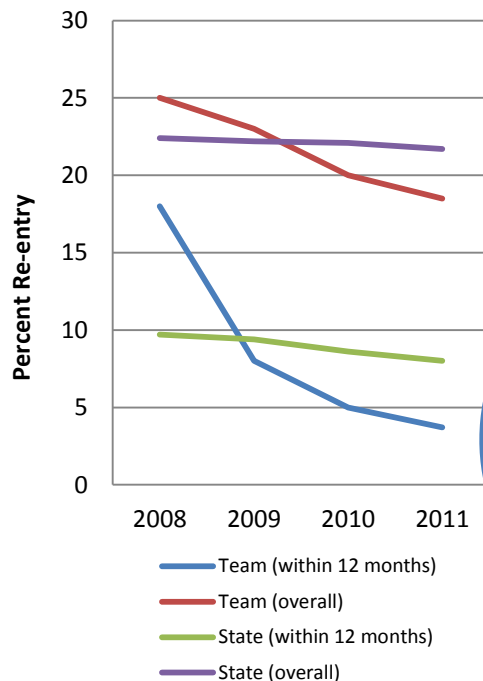


This graph depicts the percent of substantiated maltreatment victims who were removed from the home

Non-Removed Victims Revictimized Within 12 Months



Rate of Re-entry to Foster Care



This is the percent of children removed who had also been removed at an earlier date

Percent of Removals in 2011 Reunified Within 1 Month: 6% State 15% Team

Each year, the case progression report is based on the number of abuse and neglect cases that closed in the prior year. In the data from years 2008 through 2010, there were 28 cases, 23 cases, and 18 cases, respectively. In the 2011 data, there were 17 cases.

Medians represent the center-point for cases from your team. Half of the cases took longer than the median; the other half were shorter.

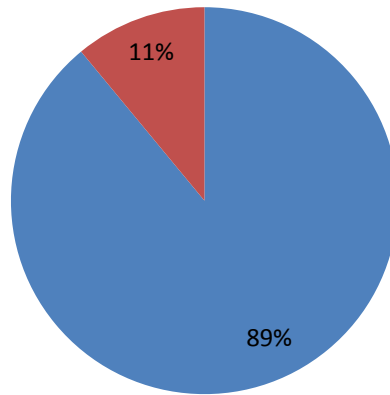
N/R means the values were "not reported" in JUSTICE or were inconsistently coded in past years.

N/A means "not applicable," due to the sample size being too small for analyses to be conducted.

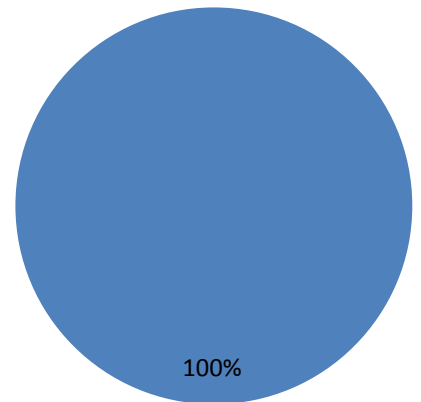
Case Progression

Removal to Ex Parte Order (2011*)

■ Within 48 hours ■ More than 48 hours



State



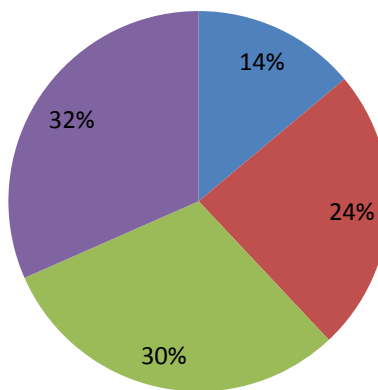
Team

2011 Median Time from Removal to Ex Parte Order

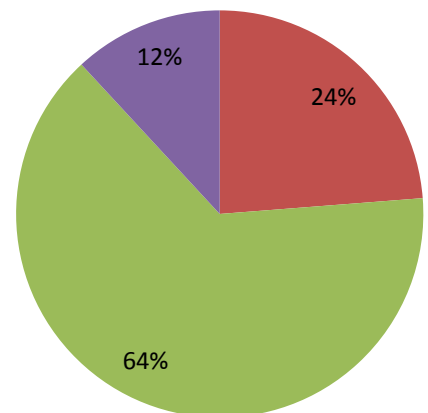
State: 0 days
Team: 1 day

Petition Filing to Protective Custody Hearing (2011*)

■ within 4 days ■ within 7 days ■ within 13 days ■ 14+ days



State



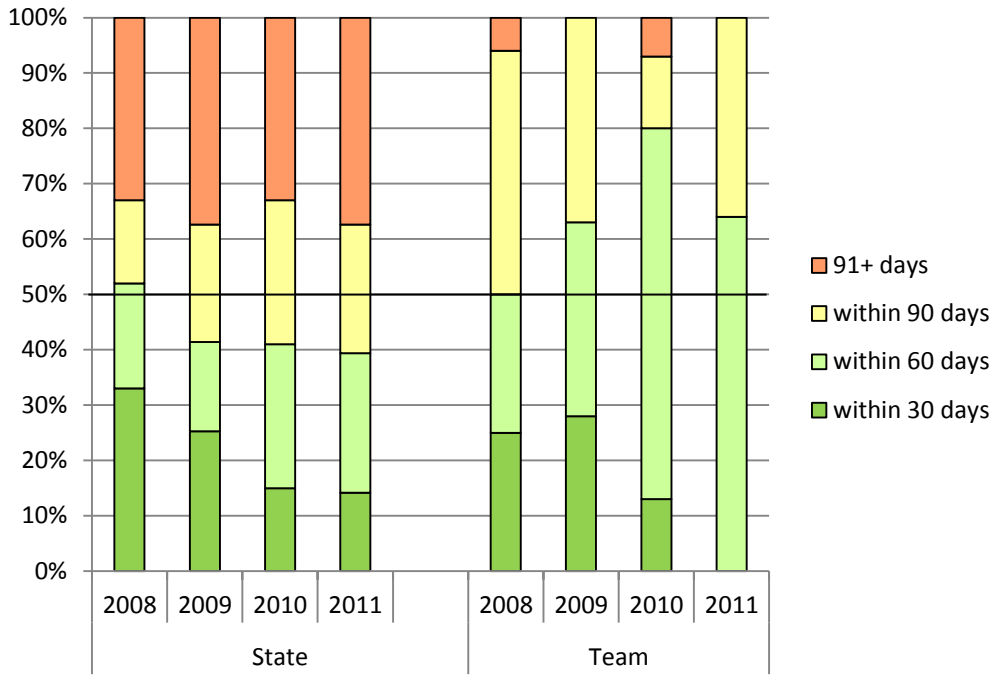
Team

2011 Median Time from Petition Filing to Protective Custody Hearing

State: 9 days
Team: 11 days

*For Removal to Ex Parte Order and Petition Filing to Protective Custody Hearing: only 2011 data is reported, due to recently identified inconsistencies in the coding and labeling of data for years 2008 to 2010.

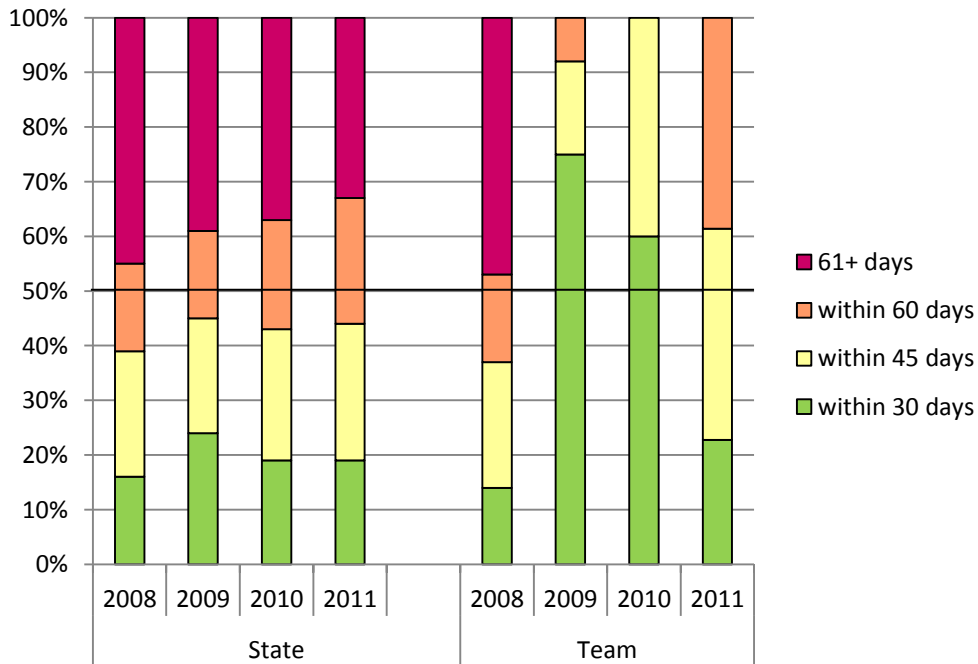
Petition to Adjudication



Median Time from Petition to Adjudication (in days)

	State	Team
2008	57	45
2009	72	44
2010	73	40
2011	73	47

Adjudication to Disposition



Median Time from Adjudication to Disposition (in days)

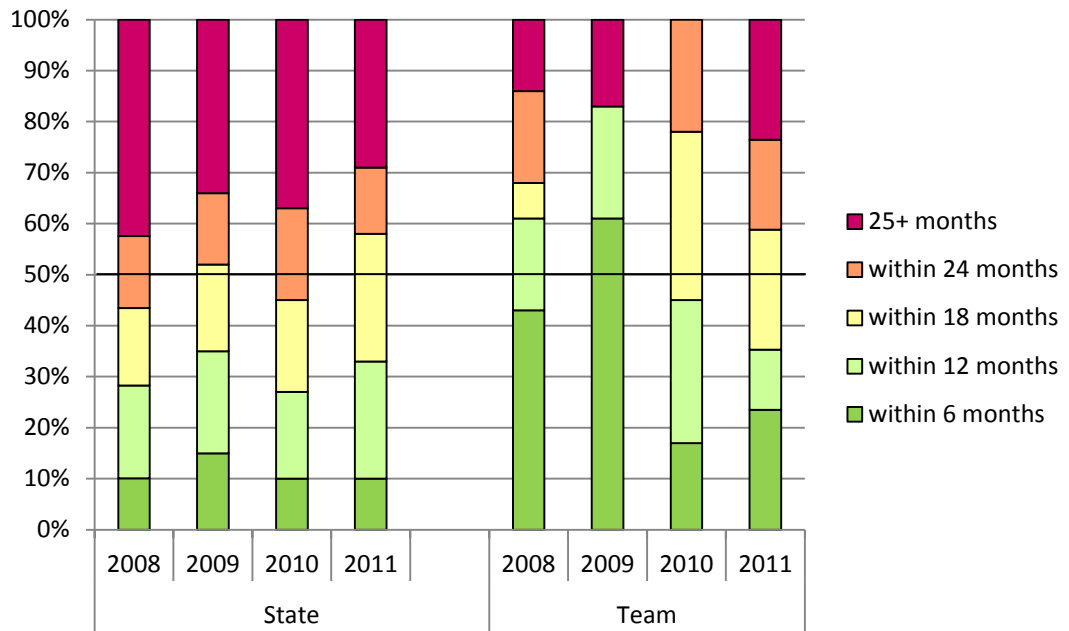
	State	Team
2008	56	63
2009	49	0
2010	50	28
2011	49	42



Review Hearings (2011)

	State	Team
Average Number of Review Hearings per Child	3.0	2.4
Average Time Between Review Hearings (days)	147.5	150.9

Petition to Case Closure



Median Time from Petition to Case Closure (in months)

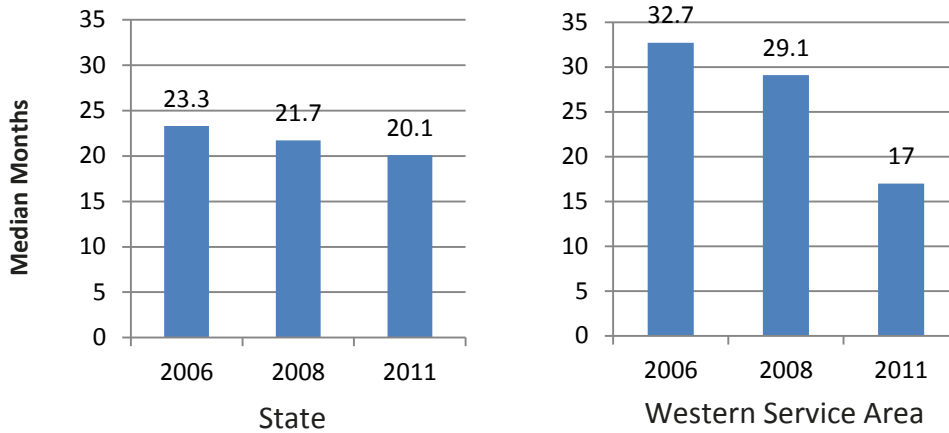
	State	Team
2008	23	8
2009	18	6
2010	19	13
2011	17	14

Permanency

Terminations of Parental Rights

Time from Removal to TPR (among adoptions)

2011 Number of TPRs: 381 in State 41 in Service Area



Adoptions

Time from TPR to Adoption

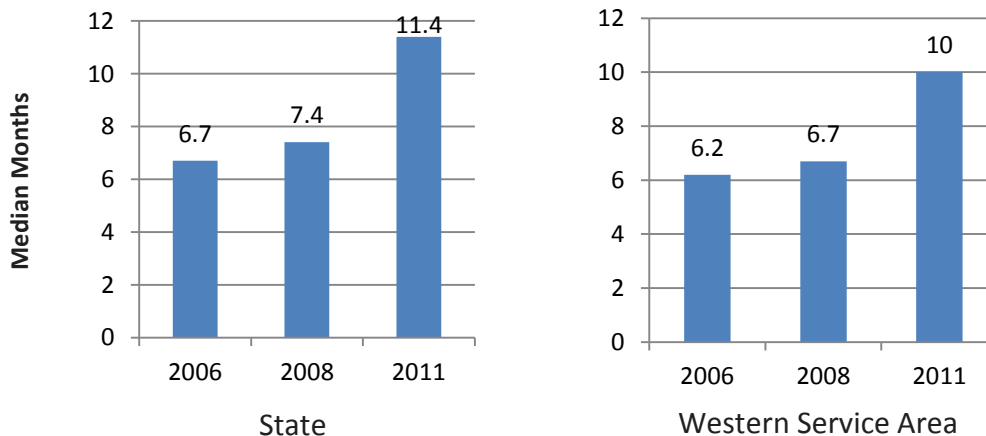
2011 Number of Adoptions: 383 in State 41 in Service Area



Reunifications

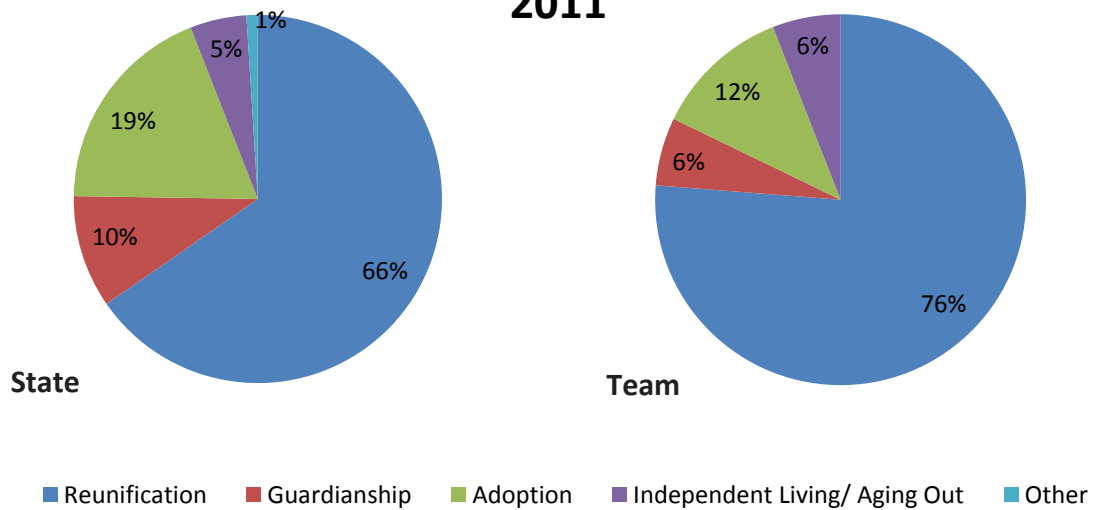
Time to Reunification

2011 Number of Reunifications: 1936 in State 238 in Service Area

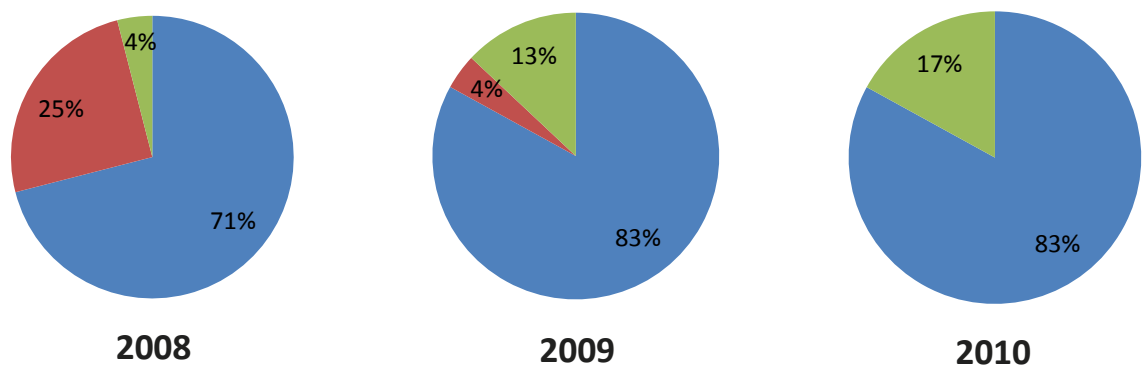


Type of Discharge

2011



Prior Years (Team Only)



Nebraska Child Welfare Court Trends

Since 2008, time to case closure in Nebraska courts has declined from 23 months to 17 months in 2011. The drop has tapered off in the past couple years but does not appear to be increasing; however, time in care until reunification has increased from 7 months to 11 months. Nebraska courts have not made progress in reducing the time to adjudication over the past four years. Over 30% of cases have consistently taken longer than 90 days for adjudication (the statutory timeline requirement). The 2011 sample indicates that almost 40% of the cases are taking over 90 days. There has also not been meaningful progress in the time frame between adjudication and disposition. Only 20% of the dispositions occur within 30 days of the adjudication. Less than half occur within 45 days.

Other findings worth noting: Children under the age of five make up over half the cases. About a third of all children found to be maltreated are placed in foster care and 15% of children formally in foster care are in trial home visits. About 24% of the children who were left at home had an additional substantiated child maltreatment episode within 12 months, which is a 20% increase from 2006. Over 20% of children placed in foster care had been in foster care previously.