



Nebraska Judicial Branch
Annual Caseload Report

District Courts

Fiscal Year 2014

July 1, 2013 to

June 30, 2014



Nebraska District Courts Annual Caseload Report

Fiscal Year 2014 — July 1, 2013 to June 30, 2014

This Annual District Court Caseload Report contains caseload statistics for **Nebraska's 93 District Courts, grouped into twelve Judicial Districts. Statistics are** compiled through extracts from the JUSTICE automated trial court case management system. Providing court statistics ensures transparency to the public and assists administration in ensuring efficient court practices.

Caseload statistics demonstrate the volume of cases in each jurisdiction and the changes that occur over time. Data are useful in determining staffing levels and for predicting the effect on caseloads due to changes in the law.

Reports are available for all levels of state appellate and trial courts at www.supremecourt.ne.gov > Administration > Publications and Reports.

Mission of the Nebraska Administrative Office of the Courts:

Under the direction of the Nebraska Supreme Court, the Administrative Office of **the Courts' mission is to ensure the public has equal access to justice, using** leadership, education, technology, and administrative services to implement consistent, efficient, and effective court practices.

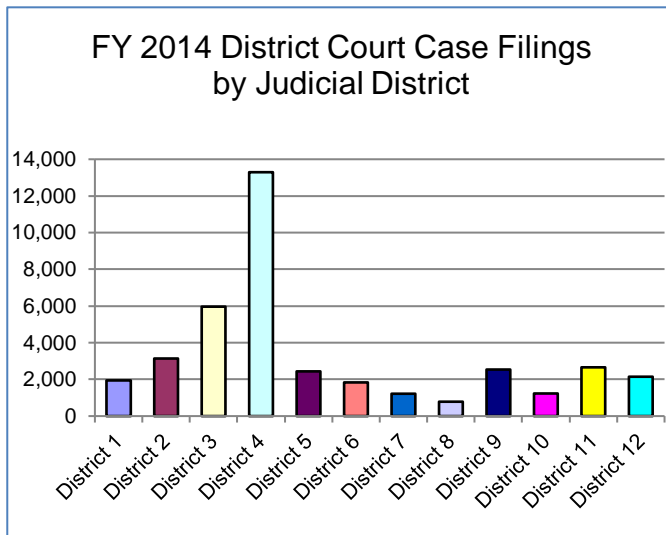


**Corey R. Steel | Nebraska State Court Administrator
Nebraska Supreme Court**

Rm. 1213 State Capitol | P.O. Box 98910 | Lincoln, NE 68509
T 402.471.3730 | F 402.471.2197

www.supremecourt.ne.gov

FY 2014 Nebraska District Court Annual Case Filings



Historical Case Filings

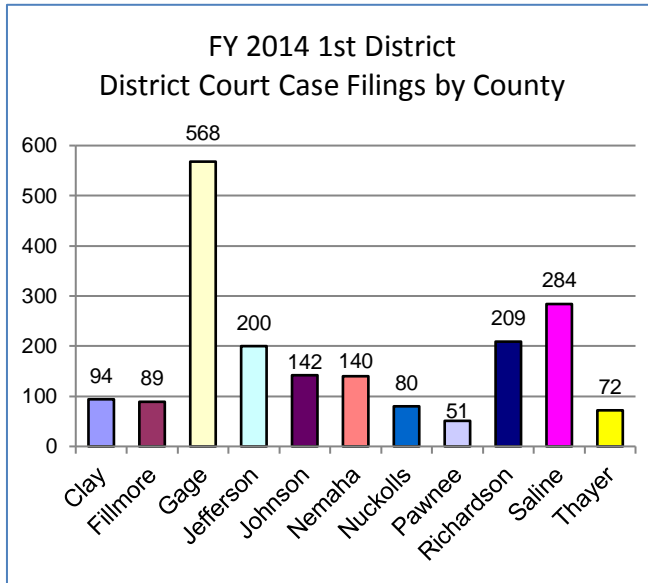
2005	43,051
2006	41,361
2007	41,381
2008	42,795
2009	42,900
2010	42,942
2011	41,354
2012	40,188
2013	39,659
FY 2014	39,174

FY 2014 (July 1, 2013 - June 30, 2014) Cases Filed By Category

Judicial District	Criminal	Regular Civil	Domestic Relations	Appellate Action	Totals
District 1	358	313	1,225	33	1,929
District 2	678	472	1,945	43	3,138
District 3	1,708	902	3,255	100	5,965
District 4	3,433	2,087	7,655	119	13,294
District 5	677	322	1,417	21	2,437
District 6	492	275	1,050	18	1,835
District 7	413	159	638	9	1,219
District 8	166	188	422	8	784
District 9	878	285	1,349	25	2,537
District 10	330	170	712	20	1,232
District 11	860	370	1,413	15	2,658
District 12	459	512	1,135	40	2,146
Total	10,452	6,055	22,216	451	39,174

1,454 domestic relations cases and 17 juvenile cases were referred to county judges.

1st Judicial District -- District Court



Historical Case Filings

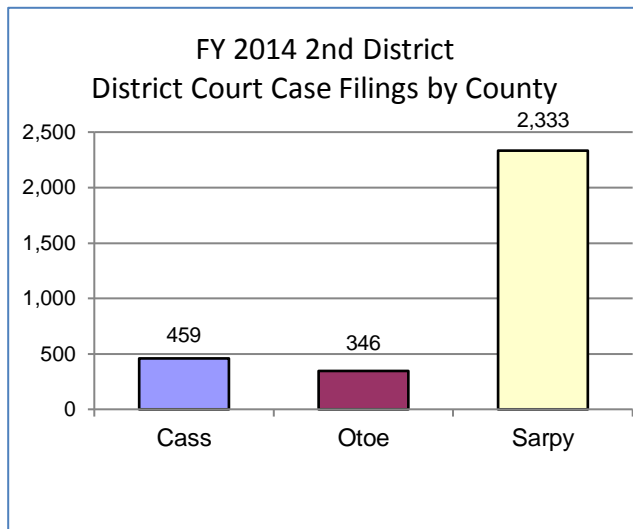
2005	2,170
2006	2,241
2007	2,224
2008	2,182
2009	2,247
2010	2,234
2011	2,208
2012	1,934
2013	1,919
FY 2014	1,929

FY 2014 (July 1, 2013 - June 30, 2014) Cases Filed By Category

County	Criminal	Regular Civil	Domestic Relations	Appellate Action	Total
Clay	12	25	56	1	94
Fillmore	15	13	60	1	89
Gage	107	59	392	10	568
Jefferson	62	33	104	1	200
Johnson	17	51	66	8	142
Nemaha	31	21	87	1	140
Nuckolls	12	23	42	3	80
Pawnee	6	8	37	0	51
Richardson	27	39	143	0	209
Saline	52	31	194	7	284
Thayer	17	10	44	1	72
Total	358	313	1,225	33	1,929

81 domestic relations cases and 17 juvenile cases were referred to county judges.

2nd Judicial District -- District Court



Historical Case Filings

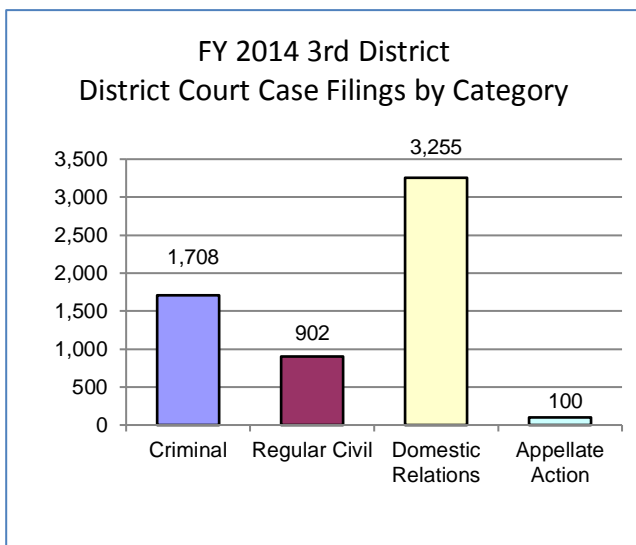
2005	3,559
2006	3,409
2007	3,366
2008	3,245
2009	3,366
2010	3,484
2011	3,348
2012	3,154
2013	3,164
FY 2014	3,138

FY 2014 (July 1, 2013 - June 30, 2014) Cases Filed By Category

County	Criminal	Regular Civil	Domestic Relations	Appellate Action	Totals
Cass	66	98	291	4	459
Otoe	58	38	242	8	346
Sarpy	554	336	1,412	31	2,333
Total	678	472	1,945	43	3,138

95 domestic relations cases were referred to county judges

3rd Judicial District -- District Court



Historical Case Filings

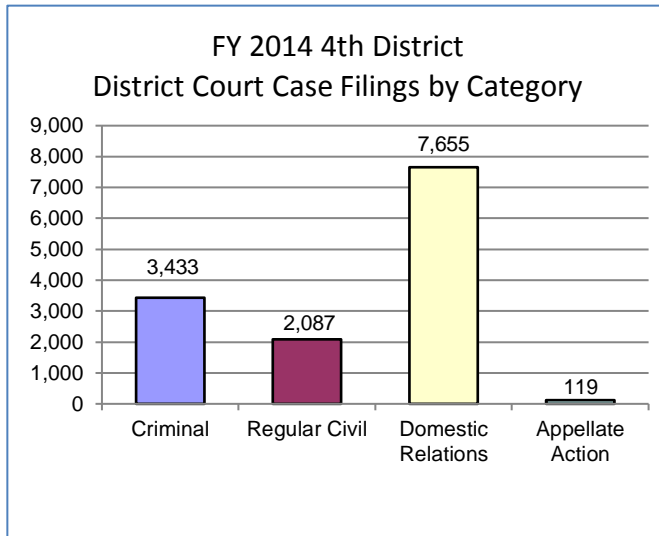
2005	5,745
2006	5,619
2007	5,758
2008	5,847
2009	5,703
2010	5,801
2011	5,938
2012	5,715
2013	5,986
FY 2014	5,965

FY 2014 (July 1, 2013 - June 30, 2014) Cases Filed By Category

County	Criminal	Regular Civil	Domestic Relations	Appellate Action	Totals
Lancaster	1,708	902	3,255	100	5,965
Total	1,708	902	3,255	100	5,965

140 domestic relations cases were referred to county judges

4th Judicial District -- District Court



Historical Case Filings

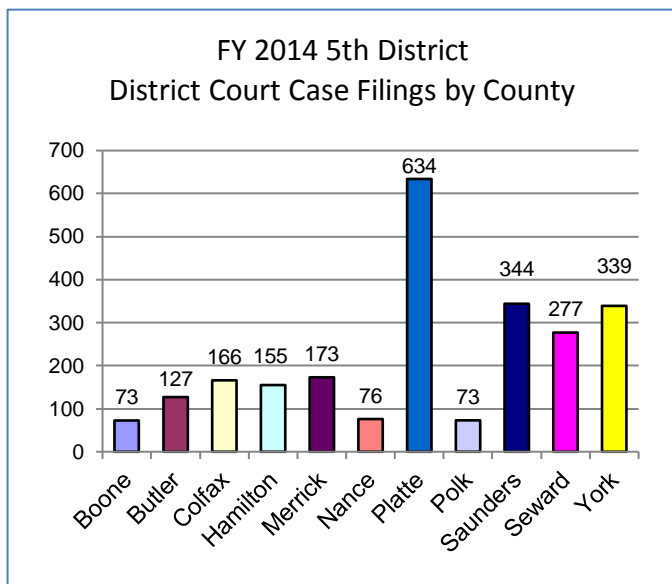
2005	15,454
2006	14,132
2007	14,111
2008	15,938
2009	15,469
2010	15,017
2011	14,133
2012	13,847
2013	13,429
FY 2014	13,294

FY 2014 (July 1, 2013 - June 30, 2014) Cases Filed By Category

County	Criminal	Regular Civil	Domestic Relations	Appellate Action	Totals
Douglas	3,433	2,087	7,655	119	13,294
Total	3,433	2,087	7,655	119	13,294

742 domestic relations cases were referred to county judges

5th Judicial District -- District Court



Historical Case Filings

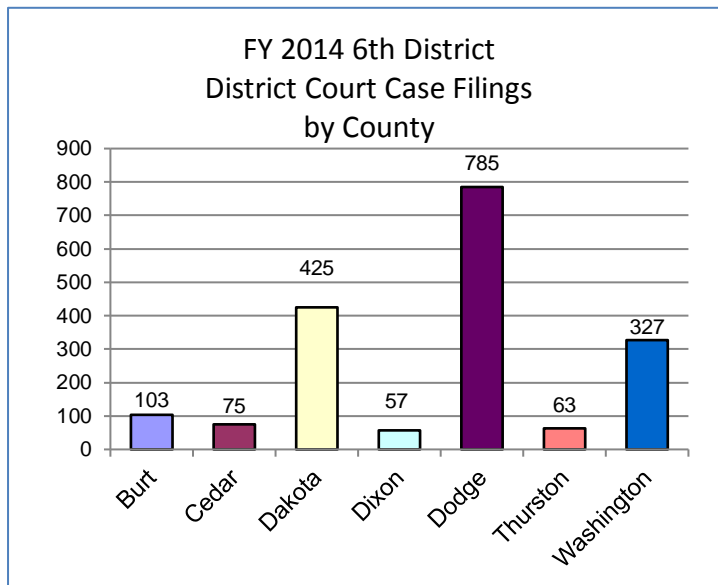
2005	2,658
2006	2,729
2007	2,770
2008	2,496
2009	2,641
2010	2,656
2011	2,577
2012	2,539
2013	2,448
FY 2014	2,437

FY 2014 July 1, 2013 - June 30, 2014 Cases Filed By Category

County	Criminal	Regular Civil	Domestic Relations	Appellate Action	Totals
Boone	10	17	46	0	73
Butler	35	27	64	1	127
Colfax	50	18	97	1	166
Hamilton	49	20	83	3	155
Merrick	55	30	88	0	173
Nance	21	14	41	0	76
Platte	133	68	426	7	634
Polk	13	11	47	2	73
Saunders	119	37	185	3	344
Seward	98	41	136	2	277
York	94	39	204	2	339
Total	677	322	1,417	21	2,437

103 domestic relations cases were referred to county judges

6th Judicial District -- District Court



Historical Case Filings

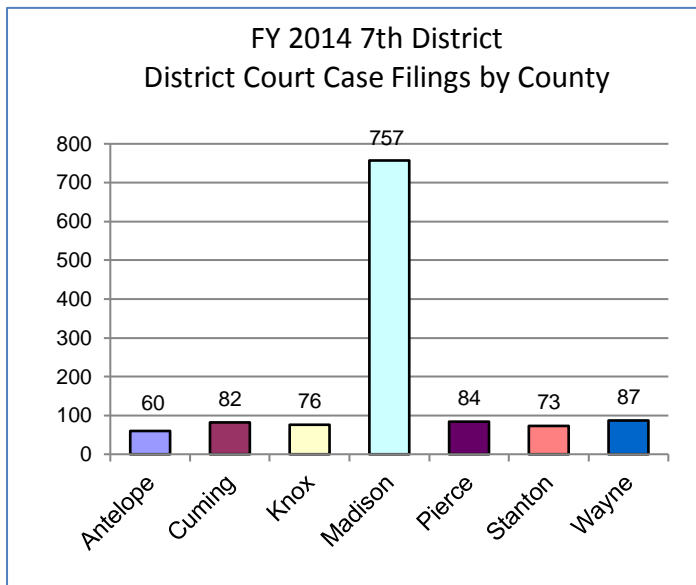
2005	1,945
2006	2,065
2007	2,010
2008	1,941
2009	2,106
2010	2,009
2011	1,801
2012	1,903
2013	1,861
FY 2014	1,835

FY 2014 (July 1, 2013 - June 30, 2014) Cases Filed By Category

County	Criminal	Regular Civil	Domestic Relations	Appellate Action	Totals
Burt	18	21	64	0	103
Cedar	7	25	40	3	75
Dakota	183	55	181	6	425
Dixon	19	12	26	0	57
Dodge	177	101	506	1	785
Thurston	15	9	39	0	63
Washington	73	52	194	8	327
Total	492	275	1,050	18	1,835

75 domestic relations cases were referred to county judges

7th Judicial District -- District Court



Historical Case Filings

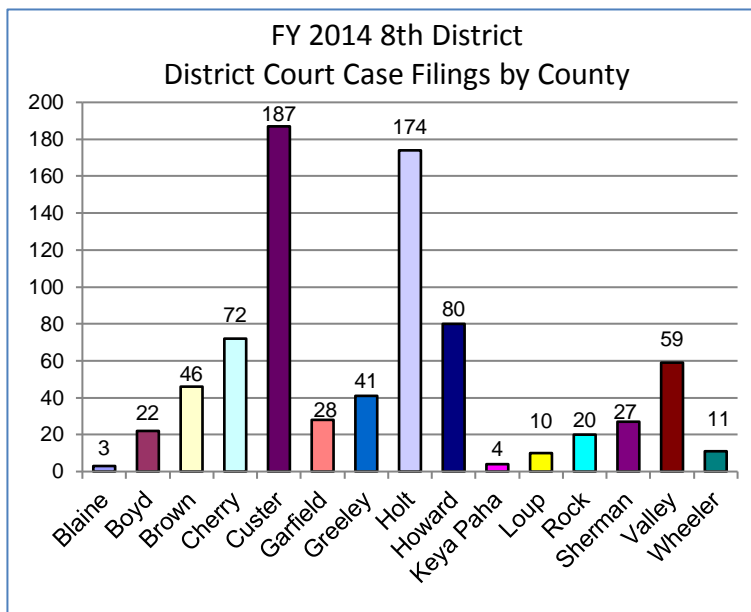
2005	1,681
2006	1,511
2007	1,443
2008	1,375
2009	1,504
2010	1,595
2011	1,470
2012	1,424
2013	1,311
FY 2014	1,219

FY 2014 (July 1, 2013 - June 30, 2014) Cases Filed By Category

County	Criminal	Regular Civil	Domestic Relations	Appellate Action	Totals
Antelope	14	21	25	0	60
Cuming	15	14	51	2	82
Knox	15	17	43	1	76
Madison	308	73	370	6	757
Pierce	13	19	52	0	84
Stanton	19	8	46	0	73
Wayne	29	7	51	0	87
Total	413	159	638	9	1,219

25 domestic relations cases were referred to county judges

8th Judicial District -- District Court



Historical Case Filings

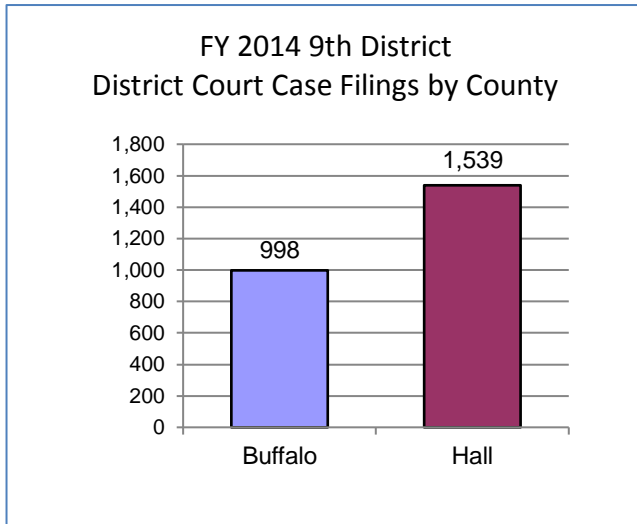
2005	1,031
2006	914
2007	1,025
2008	874
2009	855
2010	902
2011	865
2012	861
2013	878
FY 2014	784

FY 2014 (July 1, 2013 - June 30, 2014) Cases Filed By Category

County	Criminal	Regular Civil	Domestic Relations	Appellate Action	Totals
Blaine	2	1	0	0	3
Boyd	5	6	11	0	22
Brown	5	13	28	0	46
Cherry	14	12	46	0	72
Custer	46	34	103	4	187
Garfield	5	6	17	0	28
Greeley	4	11	23	3	41
Holt	47	49	78	0	174
Howard	18	16	46	0	80
Keya Paha	0	3	0	1	4
Loup	1	3	6	0	10
Rock	2	11	7	0	20
Sherman	4	7	16	0	27
Valley	11	12	36	0	59
Wheeler	2	4	5	0	11
Total	166	188	422	8	784

18 domestic relations cases were referred to county judges

9th Judicial District -- District Court



Historical Case Filings

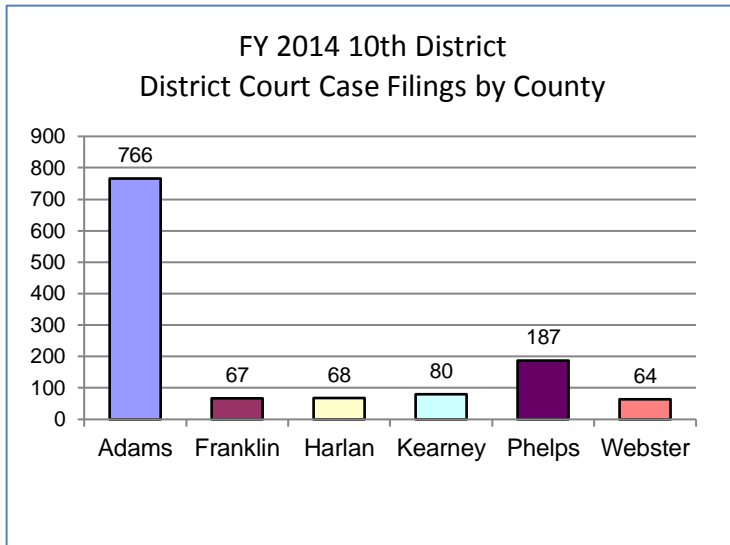
2005	2,444
2006	2,575
2007	2,611
2008	2,674
2009	2,634
2010	2,716
2011	2,788
2012	2,673
2013	2,577
FY 2014	2,537

FY 2014 (July 1, 2013 - June 30, 2014) Cases Filed By Category

County	Criminal	Regular Civil	Domestic Relations	Appellate Action	Totals
Buffalo	316	128	540	14	998
Hall	562	157	809	11	1,539
Total	878	285	1,349	25	2,537

108 domestic relations cases were referred to county judges

10th Judicial District -- District Court



Historical Case Filings

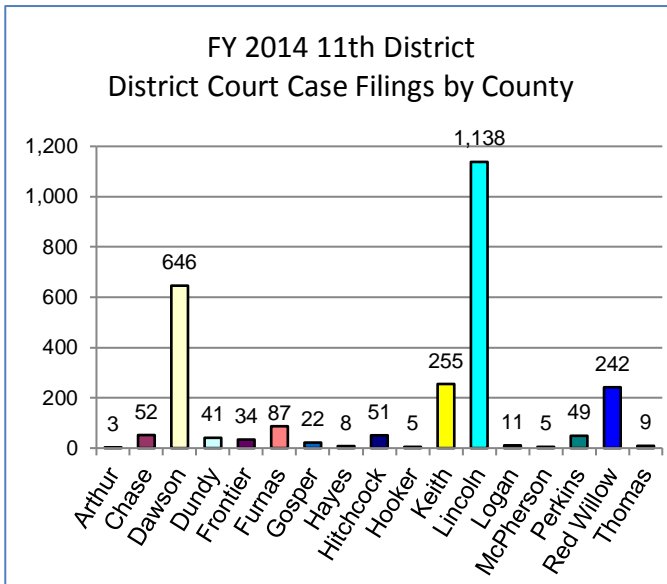
2005	1,447
2006	1,435
2007	1,517
2008	1,523
2009	1,625
2010	1,706
2011	1,400
2012	1,332
2013	1,217
FY 2014	1,232

FY 2014 (July 1, 2013 - June 30, 2014) Cases Filed By Category

County	Criminal	Regular Civil	Domestic Relations	Appellate Action	Totals
Adams	259	67	426	14	766
Franklin	4	11	51	1	67
Harlan	5	28	35	0	68
Kearney	12	20	47	1	80
Phelps	43	31	110	3	187
Webster	7	13	43	1	64
Total	330	170	712	20	1,232

17 domestic relations cases were referred to county judges

11th Judicial District -- District Court



Historical Case Filings

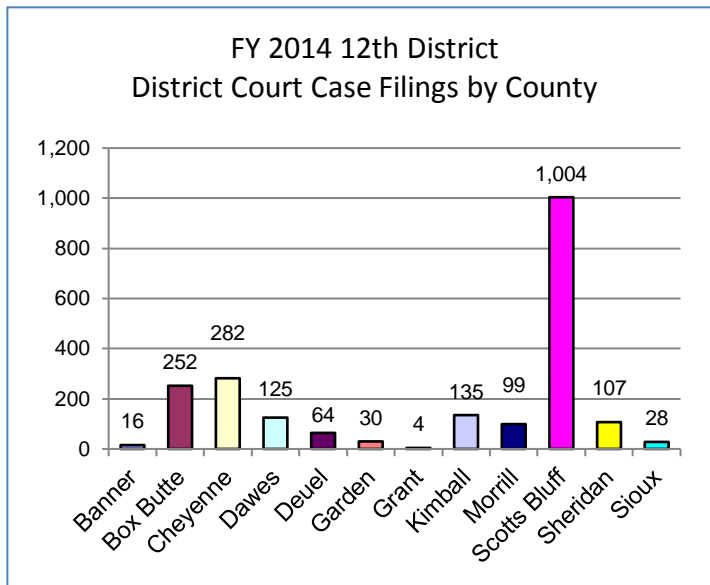
2005	2,453
2006	2,388
2007	2,294
2008	2,366
2009	2,375
2010	2,477
2011	2,473
2012	2,585
2013	2,659
FY 2014	2,658

FY 2014 (July 1, 2013 - June 30, 2014) Cases Filed By Category

County	Criminal	Regular Civil	Domestic Relations	Appellate Action	Totals
Arthur	1	0	2	0	3
Chase	18	11	23	0	52
Dawson	243	64	337	2	646
Dundy	8	16	16	1	41
Frontier	4	13	17	0	34
Furnas	15	21	50	1	87
Gosper	3	6	13	0	22
Hayes	1	4	2	1	8
Hitchcock	11	19	21	0	51
Hooker	0	1	3	1	5
Keith	104	38	113	0	255
Lincoln	365	114	652	7	1,138
Logan	4	3	4	0	11
McPherson	0	3	2	0	5
Perkins	7	15	27	0	49
Red Willow	71	40	129	2	242
Thomas	5	2	2	0	9
Total	860	370	1,413	15	2,658

No domestic relations case were referred to county judges.

12th Judicial District -- District Court



Historical Case Filings

2005	2,430
2006	2,316
2007	2,386
2008	2,348
2009	2,375
2010	2,345
2011	2,353
2012	2,221
2013	2,210
FY 2014	2,146

FY 2014 (July 1, 2013 - June 30, 2014) Cases Filed By Category

County	Criminal	Regular Civil	Domestic Relations	Appellate Action	Totals
Banner	2	5	8	1	16
Box Butte	33	38	176	5	252
Cheyenne	75	72	133	2	282
Dawes	18	28	79	0	125
Deuel	34	9	20	1	64
Garden	3	12	15	0	30
Grant	2	0	2	0	4
Kimball	35	52	47	1	135
Morrill	5	41	52	1	99
Scotts Bluff	228	205	548	23	1,004
Sheridan	24	30	47	6	107
Sioux	0	20	8	0	28
Total	459	512	1,135	40	2,146

50 domestic relations cases were referred to county judges