



Nebraska Judicial Branch
Annual Caseload Report

County Courts

Fiscal Year 2015

July 1, 2014 to
June 30, 2015



Nebraska County Courts Annual Caseload Report

Fiscal Year 2015 — July 1, 2014 to June 30, 2015

This Annual County Court Caseload Report contains caseload statistics for Nebraska's 93 County Courts, grouped into twelve Judicial Districts. Statistics are compiled through extracts from the JUSTICE automated trial court case management system. Providing court statistics ensures transparency to the public and assists administration in ensuring efficient court practices.

Caseload statistics demonstrate the volume of cases in each jurisdiction and the changes that occur over time. Data are useful in determining staffing levels and for predicting the effect on caseloads due to changes in the law.

Reports are available for all levels of state appellate and trial courts at www.supremecourt.ne.gov > Administration > Publications and Reports.

Mission of the Nebraska Administrative Office of the Courts:

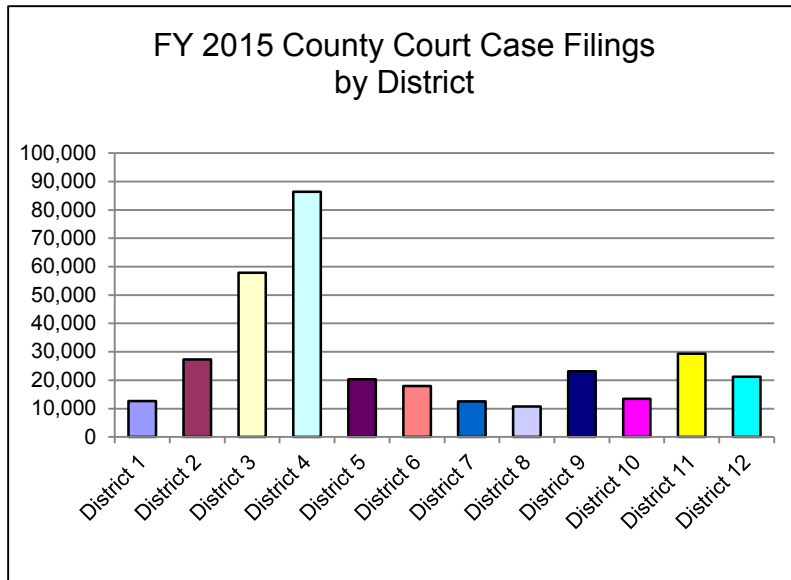
Under the direction of the Nebraska Supreme Court, the Administrative Office of the Courts' mission is to ensure the public has equal access to justice, using leadership, education, technology, and administrative services to implement consistent, efficient, and effective court practices.



Corey R. Steel | Nebraska State Court Administrator
Nebraska Supreme Court

Rm. 1213 State Capitol | P.O. Box 98910 | Lincoln, NE 68509
T 402.471.3730 | F 402.471.2197
www.supremecourt.ne.gov

FY 2015 Nebraska County Court Annual Case Filings

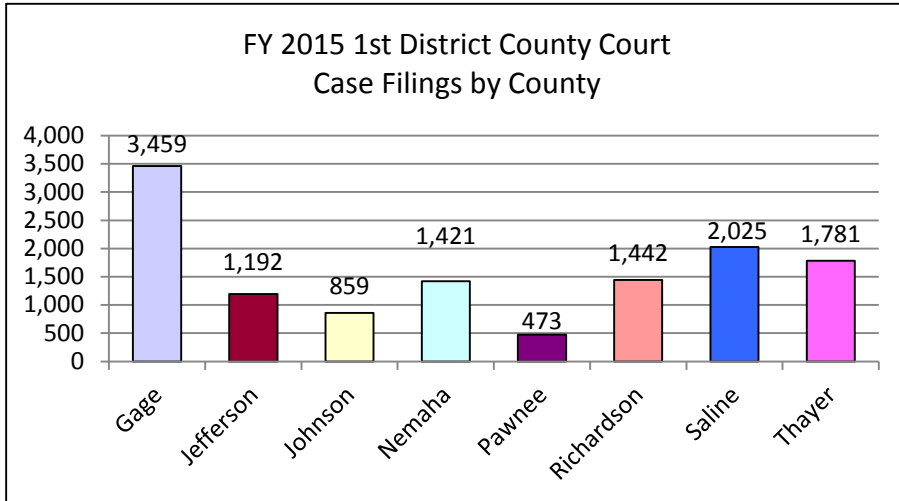


Historical Case Filings	
2006	393,551
2007	396,410
2008	426,639
2009	414,121
2010	395,576
2011	390,445
2012	372,704
2013	350,130
FY 2014	345,839
FY 2015	332,862

FY 2015 Cases Filed By Category By District										
Judicial District	Misd/ Ordinary Traffic	Misd/ Ordinary Non-Traffic	Felony	Civil	Small Claims	"Probate/ Inheritance Tax"	Guardian/ Conservator	Adoption	Juvenile	Totals
District 1	5,723	2,475	466	2,971	153	315	67	25	457	12,652
District 2	11,307	6,984	1,154	6,677	235	448	150	75	225	27,255
District 3	21,121	17,855	2,255	15,046	503	698	266	134	0	57,878
District 4	30,880	23,584	3,914	24,990	1,047	1,250	521	253	0	86,439
District 5	7,888	4,212	880	5,489	287	565	108	58	814	20,301
District 6	7,845	4,432	995	3,438	228	415	122	49	462	17,986
District 7	5,878	2,835	457	2,430	217	346	70	30	334	12,597
District 8	5,850	1,860	312	1,888	201	316	60	21	187	10,695
District 9	7,835	5,693	1,310	6,625	274	318	109	53	886	23,103
District 10	5,472	2,452	523	3,825	188	376	81	32	487	13,436
District 11	13,076	6,876	1,314	6,336	368	448	132	52	709	29,311
District 12	9,993	4,663	1,017	4,136	298	378	92	42	590	21,209
Total	132,868	83,921	14,597	83,851	3,999	5,873	1,778	824	5151	332,862

3,140 domestic relations cases were referred to county judges.

1st Judicial District - County Court

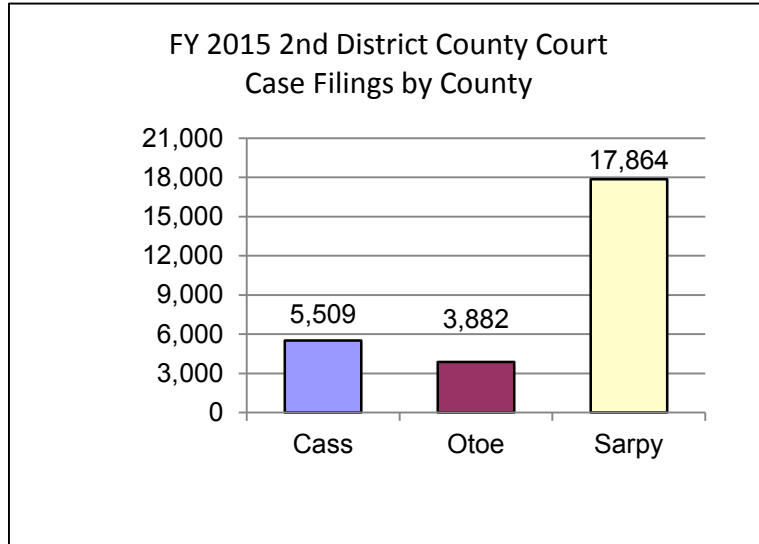


Year	Case Filings
2006	15,968
2007	16,465
2008	16,415
2009	14,618
2010	13,771
2011	13,535
2012	12,595
2013	12,211
FY 2014	13,203
FY 2015	12,652

County	Misd/ Ordinary Traffic	Misd/ Ordinary Non-Traffic	Felony	Civil	Small Claims	"Probate/ Inheritance Tax"	Guardian/ Conservator	Adoption	Juvenile	Totals
Gage	1,150	810	159	1,002	32	85	17	6	198	3,459
Jefferson	437	310	57	294	9	29	1	4	51	1,192
Johnson	359	170	34	219	22	25	3	3	24	859
Nemaha	780	234	46	279	17	25	8	7	25	1,421
Pawnee	244	71	12	100	10	15	3	-	18	473
Richardson	655	335	60	249	24	56	12	-	51	1,442
Saline	677	433	76	665	29	49	15	4	77	2,025
Thayer	1,421	112	22	163	10	31	8	1	13	1,781
Total	5723	2475	466	2971	153	315	67	25	457	12,652

141 domestic relations cases were referred to county judges.
 Saline County had 23 Juvenile 3A cases filed which involved 34 children.
 Other counties in this district record one case per child.

2nd Judicial District - County Court



Historical Case Filings	
2006	39,729
2007	38,434
2008	40,235
2009	37,447
2010	35,203
2011	32,094
2012	29,326
2013	27,711
FY 2014	27,968
FY 2015	27,255

FY 2015 Cases Filed By Category By Category										
County	Misd/ Ordinary Traffic	Misd/ Ordinary Non-Traffic	Felony	Civil	Small Claims	"Probate/ Inheritance Tax"	Guardian/ Conservator	Adoption	Juvenile	Totals
Cass	2960	1187	139	945	33	81	21	13	130	5,509
Otoe	2099	650	118	762	36	94	18	10	95	3,882
Sarpy	6248	5147	897	4970	166	273	111	52	0	17,864
Total	11307	6984	1154	6677	235	448	150	75	225	27,255

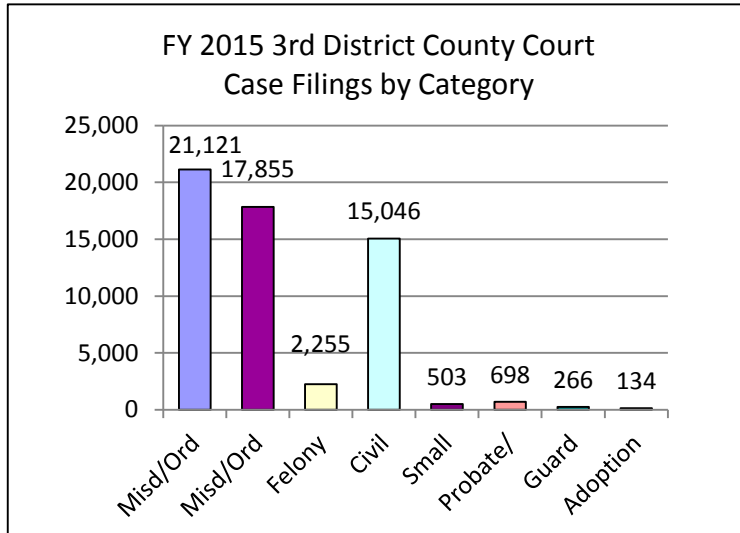
168 domestic relations cases were referred to county judges.

Cass County had 10 Juvenile 3A cases filed which involved 16 children.

Otoe County had 16 Juvenile 3A cases filed which involved 26 children.

Other counties in this district record one case per child.

3rd Judicial District - County Court

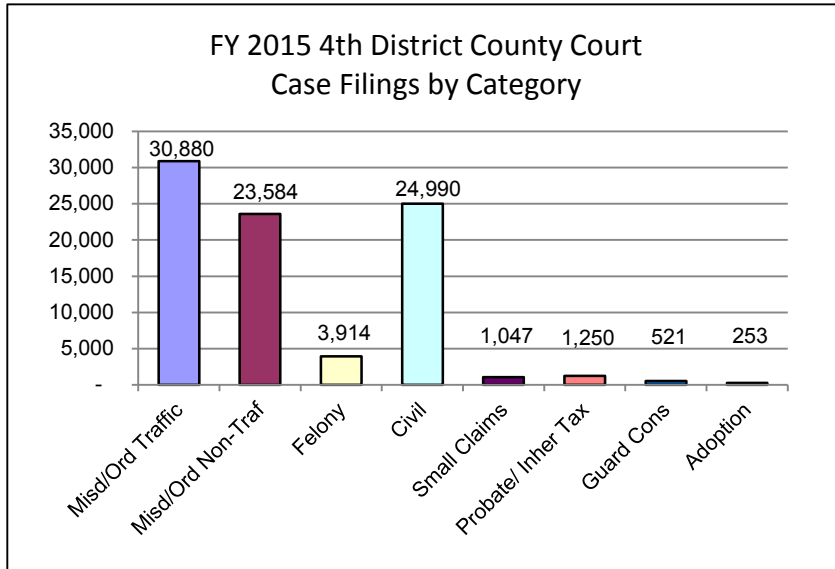


Historical Case Filings	
2006	61,211
2007	62,721
2008	73,143
2009	69,943
2010	65,793
2011	63,905
2012	60,222
2013	59,528
FY 2014	61,812
FY 2015	57,878

FY 2015 Cases Filed By Category By Category										
County	Misd/ Ordinary Traffic	Misd/ Ordinary Non-Traffic	Felony	Civil	Small Claims	"Probate/ Inheritance Tax"	Guardian/ Conservator	Adoption	Juvenile	Totals
Lancaster	21,121	17,855	2,255	15,046	503	698	266	134	0	57,878
Total	21,121	17,855	2,255	15,046	503	698	266	134	0	57,878

420 domestic relations cases were referred to county judges.

4th Judicial District - County Court

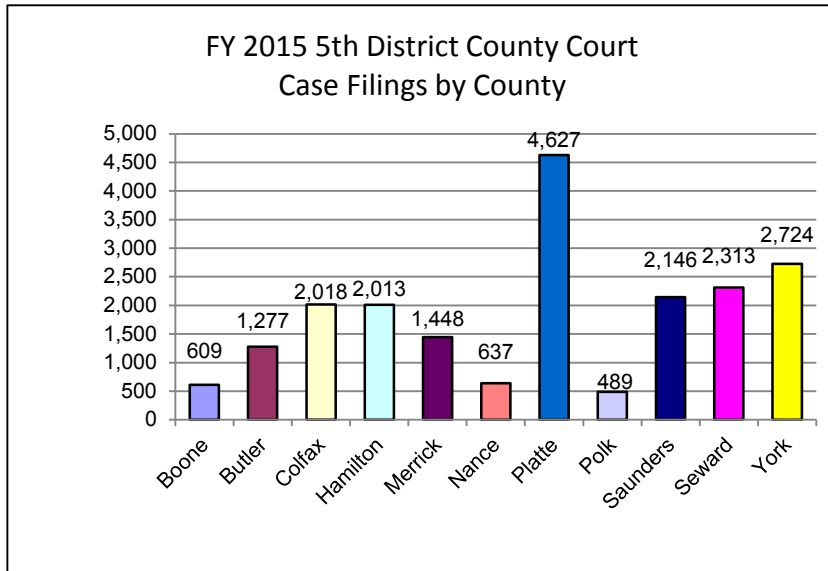


Historical Case Filings	
2006	100,394
2007	97,926
2008	114,456
2009	113,463
2010	109,267
2011	115,408
2012	110,397
2013	97,452
FY 2014	92,251
FY 2015	86,439

FY 2015 Cases Filed By Category By Category										
County	Misd/ Ordinary Traffic	Misd/ Ordinary Non-Traffic	Felony	Civil	Small Claims	"Probate/ Inheritance Tax"	Guardian/ Conservator	Adoption	Juvenile	Totals
Douglas	30,880	23,584	3,914	24,990	1,047	1,250	521	253	0	86,439
Total	30,880	23,584	3,914	24,990	1,047	1,250	521	253	0	86,439

1,610 domestic relations cases were referred to county judges.

5th Judicial District - County Court

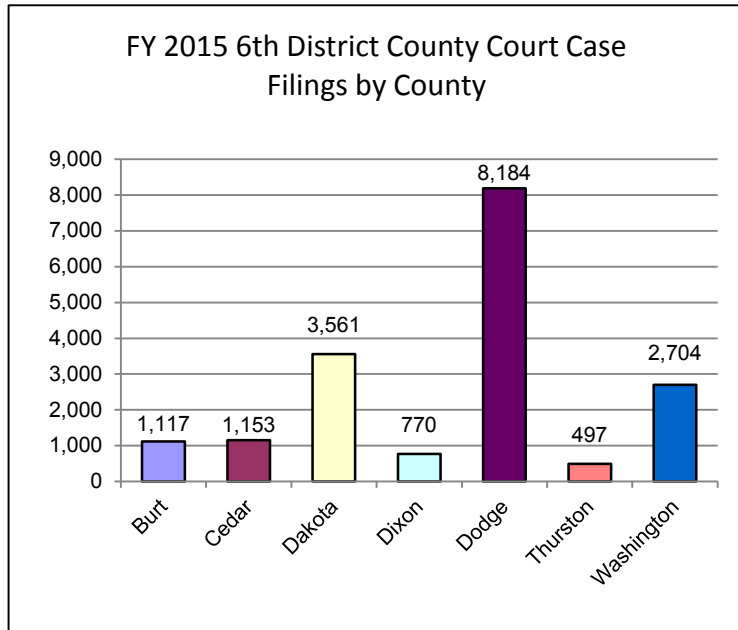


Historical Case Filings	
2006	25,763
2007	25,138
2008	25,755
2009	24,393
2010	24,009
2011	22,158
2012	21,988
2013	20,249
FY 2014	20,228
FY 2015	20,301

FY 2015 Cases Filed By Category By Category										
County	Misd/ Ordinary Traffic	Misd/ Ordinary Non-Traffic	Felony	Civil	Small Claims	"Probate/ Inheritance Tax"	Guardian/ Conservator	Adoption	Juvenile	Totals
Boone	259	86	25	162	14	29	4	5	25	609
Butler	497	247	57	353	19	40	8	1	55	1,277
Colfax	829	544	72	417	20	44	7	4	81	2,018
Hamilton	1,090	310	70	451	16	39	10	3	24	2,013
Merrick	699	187	42	413	15	31	7	1	53	1,448
Nance	297	101	23	150	23	17	4	1	21	637
Platte	1,390	1,209	194	1,357	72	120	21	14	250	4,627
Polk	155	66	17	193	10	27	6	2	13	489
Saunders	655	477	139	606	38	77	21	14	119	2,146
Seward	915	511	111	572	23	72	9	7	93	2,313
York	1,102	474	130	815	37	69	11	6	80	2,724
Total	7,888	4,212	880	5,489	287	565	108	58	814	20,301

190 domestic relations cases were referred to county judges.

6th Judicial District - County Court

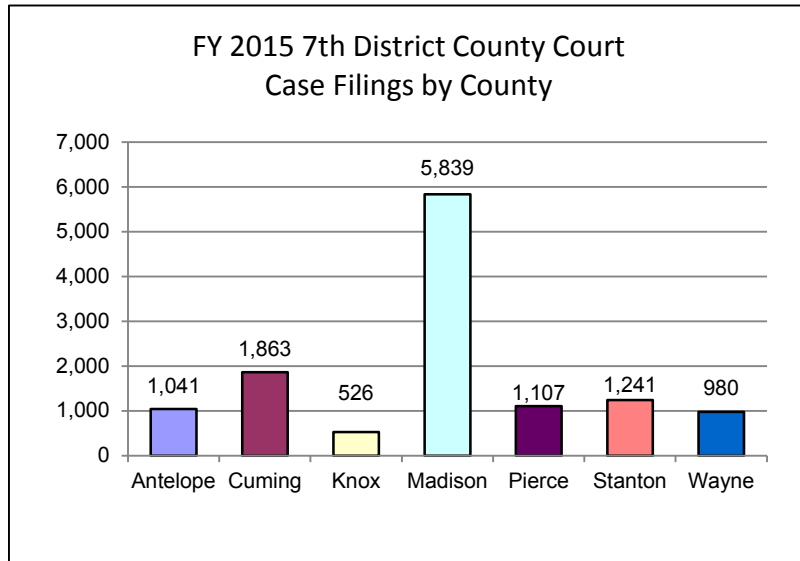


Year	Filings
2006	23,629
2007	22,878
2008	23,353
2009	23,703
2010	21,991
2011	20,556
2012	19,088
2013	17,712
FY 2014	17,498
FY 2015	17,986

County	Misd/ Ordinary Traffic	Misd/ Ordinary Non-Traffic	Felony	Civil	Small Claims	"Probate/ Inheritance Tax"	Guardian/ Conservator	Adoption	Juvenile	Totals
Burt	504	262	46	225	13	33	8	5	21	1,117
Cedar	656	208	26	160	25	49	5	1	23	1,153
Dakota	1,366	1,156	351	480	46	43	17	3	99	3,561
Dixon	393	159	14	138	3	30	6	7	20	770
Dodge	3,698	1,611	400	1,877	93	174	81	26	224	8,184
Thurston	188	92	36	138	15	17	2	2	7	497
Washington	1,040	944	122	420	33	69	3	5	68	2,704
Total	7,845	4,432	995	3,438	228	415	122	49	462	17,986

178 domestic relations cases were referred to county judges.
 Burt County had 11 Juvenile 3A cases filed which involved 13 children.
 Washington County had 9 Juvenile 3A cases filed which involved 15 children.
 Other counties in this district record one case per child.

7th Judicial District - County Court

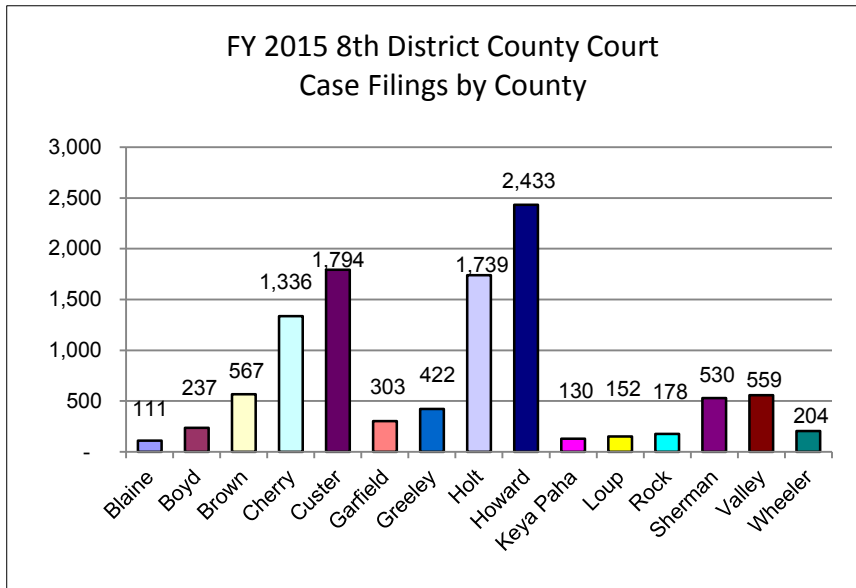


Year	Case Filings
2006	17,339
2007	16,208
2008	16,125
2009	16,012
2010	14,807
2011	14,807
2012	14,240
2013	13,409
FY 2014	12,963
FY 2015	12,597

County	Misd/ Ordinary Traffic	Misd/ Ordinary Non-Traffic	Felony	Civil	Small Claims	"Probate/ Inheritance Tax"	Guardian/ Conservator	Adoption	Juvenile	Totals
Antelope	563	186	25	193	19	33	6	2	14	1,041
Cuming	1,216	232	47	264	12	39	9	2	42	1,863
Knox	194	100	17	124	19	51	6	3	12	526
Madison	2,072	1,730	309	1,282	111	117	30	12	176	5,839
Pierce	686	126	12	185	19	43	8	1	27	1,107
Stanton	748	224	20	169	9	24	6	3	38	1,241
Wayne	399	237	27	213	28	39	5	7	25	980
Total	5,878	2,835	457	2,430	217	346	70	30	334	12,597

67 domestic relations cases were referred to county judges.
 Antelope County had 3 Juvenile 3A cases filed which involved 5 children.
 Madison County had 35 Juvenile 3A cases filed which involved 61 children.
 Other counties in this district record one case per child.

8th Judicial District - County Court

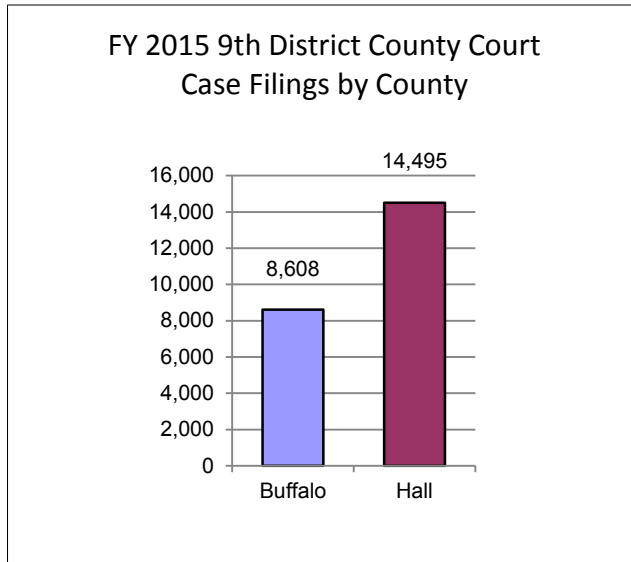


2006	12,312
2007	13,721
2008	12,708
2009	12,449
2010	12,748
2011	12,850
2012	11,740
2013	11,622
FY 2014	11,385
FY 2015	10,695

County	Misd/ Ordinary Traffic	Misd/ Ordinary Non-Traffic	Felony	Civil	Small Claims	"Probate/ Inheritance Tax"	Guardian/ Conservator	Adoption	Juvenile	Totals
Blaine	77	12	1	19	0	2	0	0	0	111
Boyd	141	25	6	37	6	13	2	0	7	237
Brown	241	142	31	92	17	25	3	3	13	567
Cherry	704	298	50	199	25	25	12	5	18	1,336
Custer	784	283	81	462	34	54	15	4	77	1,794
Garfield	144	74	5	51	12	8	2	0	7	303
Greeley	285	33	5	69	4	19	2	1	4	422
Holt	848	318	55	326	64	69	11	1	47	1,739
Howard	1,773	300	33	282	11	25	2	2	5	2,433
Keya Paha	75	24	5	15	0	9	0	0	2	130
Loup	77	41	4	19	7	2	0	1	1	152
Rock	108	22	1	24	1	18	3	1	0	178
Sherman	184	167	11	138	5	19	2	3	1	530
Valley	248	106	23	134	13	24	6	0	5	559
Wheeler	161	15	1	21	2	4	0	0	0	204
Total	5,850	1,860	312	1,888	201	316	60	21	187	10,695

52 domestic relations cases were referred to county judges.
 Cherry County had 8 Juvenile 3A cases filed which involved 9 children.
 Other counties in this district record one case per child.

9th Judicial District - County Court

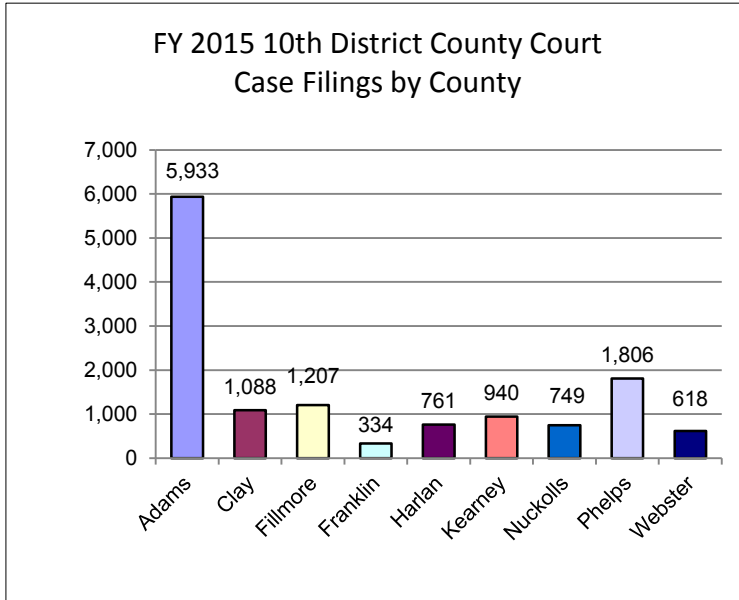


Year	Case Filings
2006	25,492
2007	26,782
2008	27,078
2009	26,782
2010	27,123
2011	25,750
2012	24,958
2013	23,757
FY 2014	23,509
FY 2015	23,103

County	Misd/ Ordinary Traffic	Misd/ Ordinary Non-Traffic	Felony	Civil	Small Claims	"Probate/ Inheritance Tax"	Guardian/ Conservator	Adoption	Juvenile	Totals
Buffalo	2,981	2,131	433	2,489	129	141	30	32	242	8,608
Hall	4,854	3,562	877	4,136	145	177	79	21	644	14,495
Total	7,835	5,693	1,310	6,625	274	318	109	53	886	23,103

193 domestic relations cases were referred to county judges.
Hall County had 55 Juvenile 3A cases filed which involved 101 children.
Other counties in this district record one case per child.

10th Judicial District - County Court

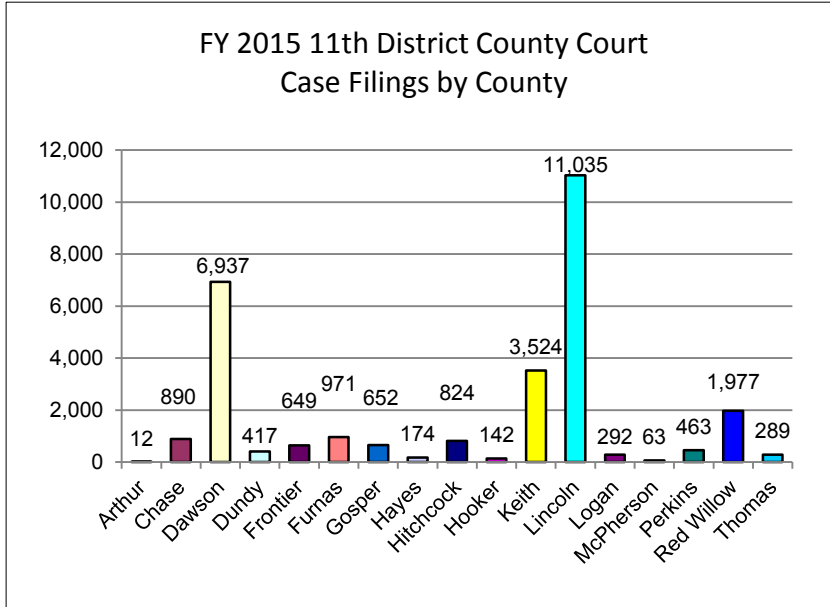


Historical Case Filings	
2006	15,729
2007	15,327
2008	15,658
2009	15,837
2010	15,650
2011	15,360
2012	15,377
2013	14,026
FY 2014	14,379
FY 2015	13,436

FY 2015 Cases Filed By Category By Category										
County	Misd/ Ordinary Traffic	Misd/ Ordinary Non-Traffic	Felony	Civil	Small Claims	"Probate/ Inheritance Tax"	Guardian/ Conservator	Adoption	Juvenile	Totals
Adams	2,089	1,113	252	1,937	55	134	31	16	306	5,933
Clay	547	109	25	323	10	40	6	4	24	1,088
Fillmore	720	120	41	237	19	41	7	3	19	1,207
Franklin	104	72	9	112	8	22	2	0	5	334
Harlan	329	215	26	136	12	20	4	1	18	761
Kearney	370	148	44	291	15	27	10	4	31	940
Nuckolls	307	170	14	197	16	23	3	3	16	749
Phelps	746	409	96	416	44	39	9	1	46	1,806
Webster	260	96	16	176	9	30	9	0	22	618
Total	5,472	2,452	523	3,825	188	376	81	32	487	13,436

52 domestic relations cases were referred to county judges.

11th Judicial District - County Court

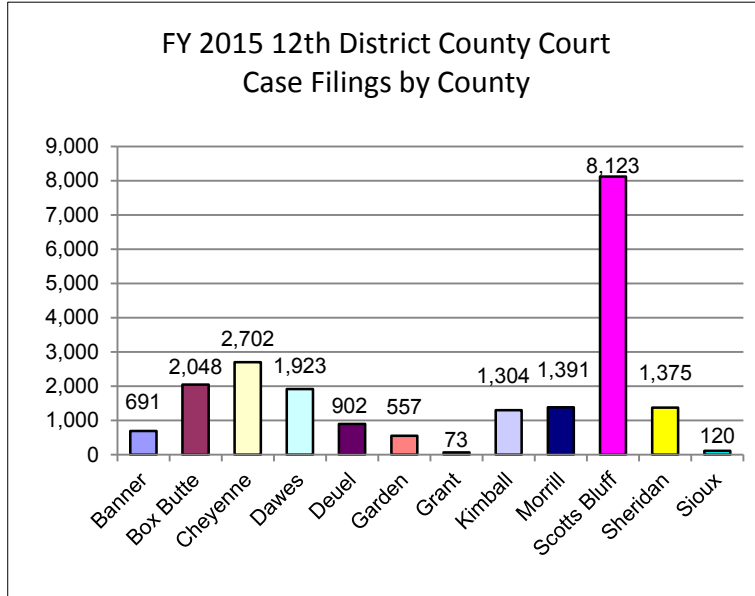


2006	33,868
2007	35,875
2008	36,873
2009	35,964
2010	33,318
2011	32,052
2012	30,752
2013	31,553
FY 2014	30,665
FY 2015	29,311

County	Misd/ Ordinary Traffic	Misd/ Ordinary Non-Traffic	Felony	Civil	Small Claims	"Probate/ Inheritance Tax"	Guardian/ Conservator	Adoption	Juvenile	Totals
Arthur	3	2	0	4	0	3	0	0	0	12
Chase	484	206	21	126	12	23	5	2	11	890
Dawson	3,013	1,387	400	1,728	75	74	26	17	217	6,937
Dundy	245	59	6	75	9	19	1	1	2	417
Frontier	298	149	18	132	23	18	2	2	7	649
Furnas	374	185	36	280	25	38	7	1	25	971
Gosper	392	115	8	117	3	8	1	0	8	652
Hayes	109	27	5	26	1	6	0	0	0	174
Hitchcock	453	169	22	136	10	20	1	0	13	824
Hooker	103	9	0	24	1	5	0	0	0	142
Keith	1,909	953	152	390	26	34	2	1	57	3,524
Lincoln	4,344	2,954	541	2,601	115	126	74	24	256	11,035
Logan	222	24	5	32	4	2	0	0	3	292
McPherson	47	3	0	8	0	2	0	0	3	63
Perkins	231	81	8	80	21	23	5	2	12	463
Red Willow	610	537	90	553	41	46	8	2	90	1,977
Thomas	239	16	2	24	2	1	0	0	5	289
Total	13,076	6,876	1,314	6,336	368	448	132	52	709	29,311

1 domestic relations case was referred to county judges.

12th Judicial District - County Court



Historical Case Filings	
2006	23,412
2007	25,210
2008	24,840
2009	23,510
2010	21,896
2011	21,970
2012	22,011
2013	20,900
FY 2014	19,978
FY 2015	21,209

FY 2015 Cases Filed By Category By Category										
County	Misd/ Ordinary Traffic	Misd/ Ordinary Non-Traffic	Felony	Civil	Small Claims	"Probate/ Inheritance Tax"	Guardian/ Conservator	Adoption	Juvenile	Totals
Banner	590	57	8	25	3	6	0	0	2	691
Box Butte	781	452	78	588	48	42	19	9	31	2,048
Cheyenne	1,469	403	128	544	31	57	15	4	51	2,702
Dawes	932	554	62	252	40	22	7	0	54	1,923
Deuel	607	138	57	81	6	8	0	0	5	902
Garden	389	60	10	73	2	8	2	1	12	557
Grant	42	7	4	11	6	3	0	0	0	73
Kimball	884	158	54	143	21	29	4	0	11	1,304
Morrill	889	248	32	180	9	15	1	2	15	1,391
Scotts Bluff	2,712	2,100	504	2,142	118	127	38	23	359	8,123
Sheridan	619	476	78	84	11	51	4	3	49	1,375
Sioux	79	10	2	13	3	10	2	0	1	120
Total	9,993	4,663	1,017	4,136	298	378	92	42	590	21,209

68 domestic relations case was referred to county judges.

Dawes County had 1 Juvenile 3A case filed which involved 5 children.

Unless otherwise noted, one juvenile case was filed per child involved.