



Nebraska Judicial Branch  
Annual Caseload Report

# **District Courts**

**Fiscal Year 2016**

July 1, 2015 to

June 30, 2016



# Nebraska District Courts Annual Caseload Report

**Fiscal Year 2016 — July 1, 2015 to June 30, 2016**

This Annual District Court Caseload Report contains caseload statistics for Nebraska's 93 District Courts, grouped into twelve Judicial Districts. Statistics are compiled with data from the JUSTICE automated trial court case management system. Providing court statistics ensures transparency to the public and assists administration in ensuring efficient court practices.

Caseload data is now produced with a new, more reliable reporting software tool. Prior to FY 2016, caseload data was extracted and aggregated monthly through a programmed process. The 10 year history section of the FY 2016 Caseload Report should not be compared to previous years' reports.

Caseload statistics demonstrate the volume of cases opened in each jurisdiction and the changes that occur over time. Results of this report are used to determine judicial resource needs.

Reports are available for all levels of state appellate and trial courts at [www.supremecourt.ne.gov](http://www.supremecourt.ne.gov) > Administration > Publications and Reports.

## **Mission of the Nebraska Administrative Office of the Courts:**

Under the direction of the Nebraska Supreme Court, the Administrative Office of the Courts' mission is to ensure the public has equal access to justice, using leadership, education, technology, and administrative services to implement consistent, efficient, and effective court practices.

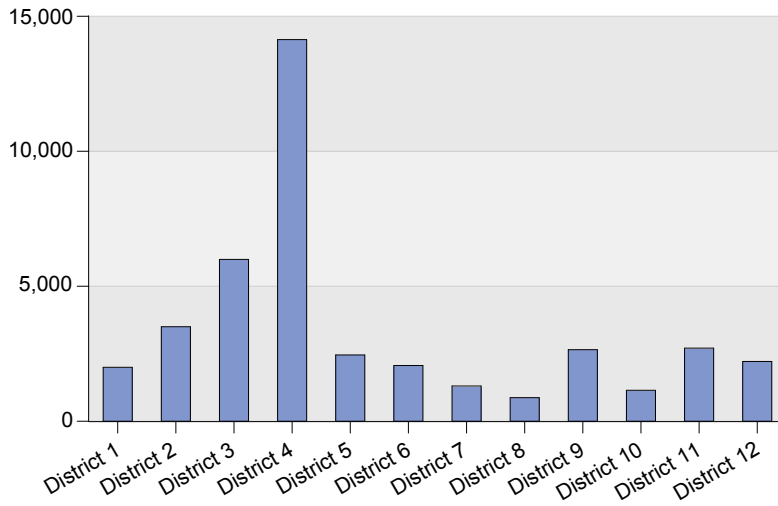


**Corey R. Steel | Nebraska State Court Administrator  
Nebraska Supreme Court**

Rm. 1213 State Capitol | P.O. Box 98910 | Lincoln, NE 68509  
T 402.471.3730 | F 402.471.2197  
[www.supremecourt.ne.gov](http://www.supremecourt.ne.gov)

# FY 2016 Nebraska District Court Adult Annual Cases Opened

## FY 2016 District Court Adult Cases Opened by District



Year	Adult Court
FY 2007	40,454
FY 2008	42,759
FY 2009	42,856
FY 2010	43,053
FY 2011	42,422
FY 2012	41,394
FY 2013	39,741
FY 2014	39,617
FY 2015	39,833
FY 2016	41,034

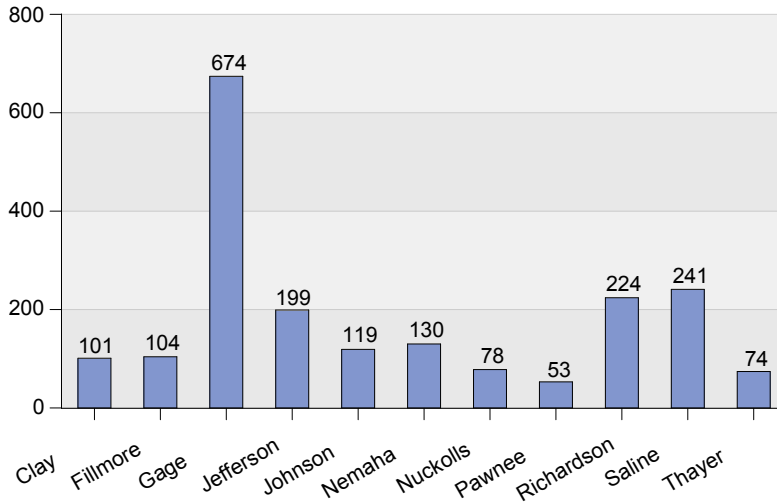
## FY 2016 Adult Court Cases Opened by Category and District

	Criminal	Regular Civil	Domestic Relations	Appellate Action	Summary
District 1	425	269	1,274	29	1,997
District 2	956	485	2,027	32	3,500
District 3	1,758	823	3,285	127	5,993
District 4	3,751	2,247	8,036	101	14,135
District 5	681	344	1,409	20	2,454
District 6	598	291	1,157	17	2,063
District 7	374	197	723	10	1,304
District 8	211	191	465	6	873
District 9	903	293	1,442	12	2,650
District 10	260	184	691	10	1,145
District 11	968	341	1,385	13	2,707
District 12	732	372	1,081	28	2,213
<b>Summary</b>	<b>11,617</b>	<b>6,037</b>	<b>22,975</b>	<b>405</b>	<b>41,034</b>

3,387 domestic relations cases were referred to county judges.

# 1st Judicial District - District Court Adult Cases Opened

## FY 2016 District Court Adult Cases Opened by District



Historical Cases Opened	
Year	Adult Court
FY 2007	2,220
FY 2008	2,246
FY 2009	2,204
FY 2010	2,228
FY 2011	2,182
FY 2012	2,189
FY 2013	1,830
FY 2014	1,949
FY 2015	1,903
FY 2016	1,997

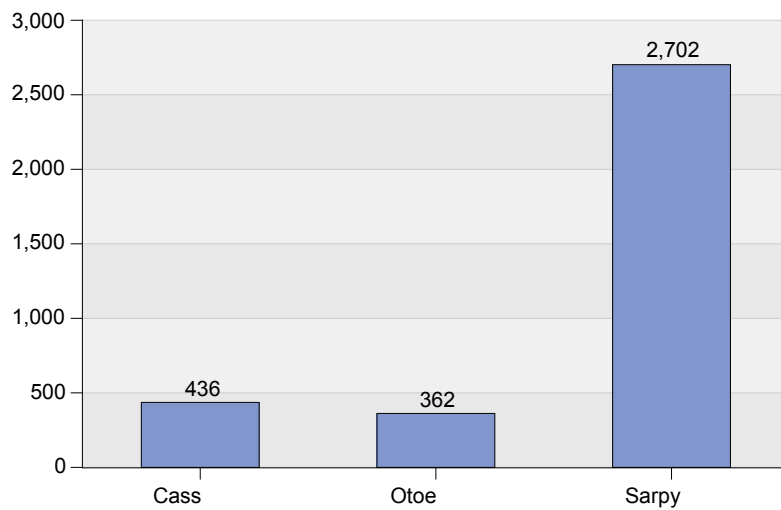
## FY 2016 Adult Court Cases Opened By County By Category

	Criminal	Regular Civil	Domestic Relations	Appellate Action	Summary
Clay	9	33	59	0	101
Fillmore	19	5	80	0	104
Gage	161	61	449	3	674
Jefferson	58	22	119	0	199
Johnson	21	34	46	18	119
Nemaha	29	18	80	3	130
Nuckolls	12	14	51	1	78
Pawnee	7	2	44	0	53
Richardson	35	22	167	0	224
Saline	61	36	140	4	241
Thayer	13	22	39	0	74
<b>Summary</b>	<b>425</b>	<b>269</b>	<b>1,274</b>	<b>29</b>	<b>1,997</b>

267 domestic relations cases were referred to county judges.

## 2nd Judicial District - District Court Adult Cases Opened

### FY 2016 District Court Adult Cases Opened by District



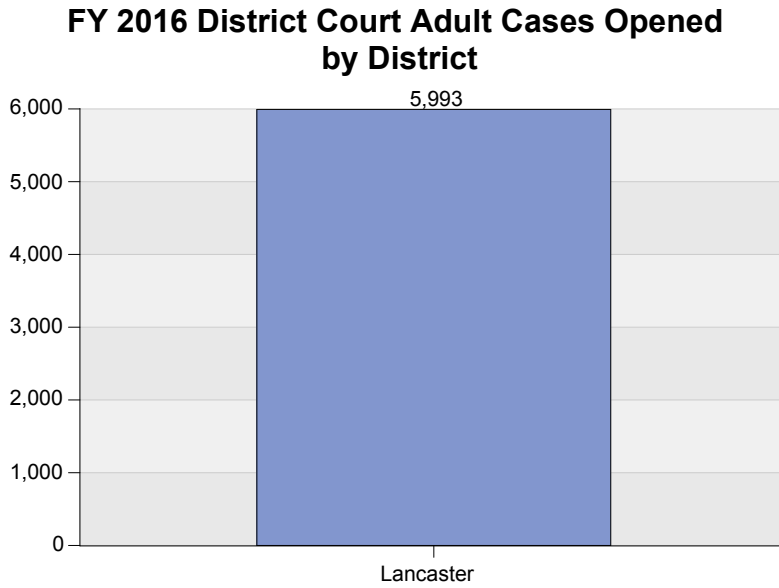
Historical Cases Opened	
Year	Adult Court
FY 2007	3,373
FY 2008	3,277
FY 2009	3,204
FY 2010	3,524
FY 2011	3,392
FY 2012	3,324
FY 2013	3,097
FY 2014	3,143
FY 2015	3,187
FY 2016	3,500

### FY 2016 Adult Court Cases Opened By County By Category

	Criminal	Regular Civil	Domestic Relations	Appellate Action	Summary
Cass	120	77	237	2	436
Otoe	91	55	216	0	362
Sarpy	745	353	1,574	30	2,702
Summary	956	485	2,027	32	3,500

229 domestic relations cases were referred to county judges.

## 3rd Judicial District - District Court Adult Cases Opened



Historical Cases Opened	
Year	Adult Court
FY 2007	5,566
FY 2008	5,821
FY 2009	5,818
FY 2010	5,765
FY 2011	5,955
FY 2012	5,888
FY 2013	5,856
FY 2014	6,055
FY 2015	5,787
FY 2016	5,993

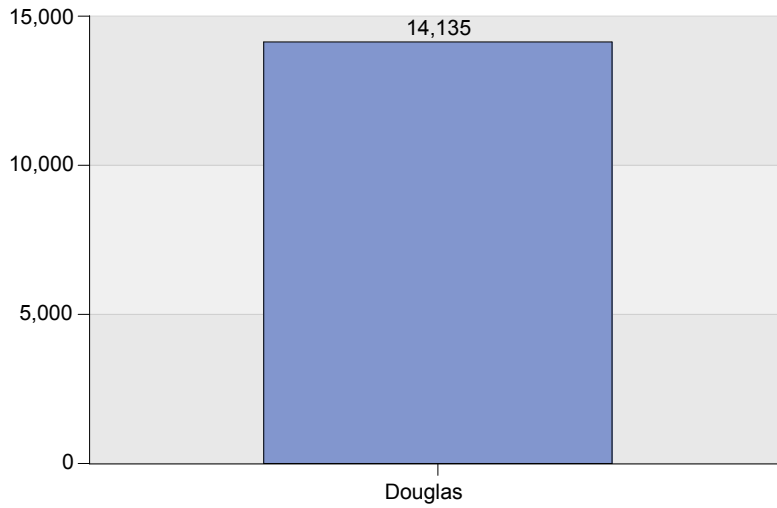
### FY 2016 Adult Court Cases Opened By County By Category

	Criminal	Regular Civil	Domestic Relations	Appellate Action	Summary
Lancaster	1,758	823	3,285	127	<b>5,993</b>
Summary	<b>1,758</b>	<b>823</b>	<b>3,285</b>	<b>127</b>	<b>5,993</b>

372 domestic relations cases were referred to county judges.

## 4th Judicial District - District Court Adult Cases Opened

**FY 2016 District Court Adult Cases Opened by District**



Historical Cases Opened	
Year	Adult Court
FY 2007	13,851
FY 2008	15,468
FY 2009	15,589
FY 2010	15,268
FY 2011	14,833
FY 2012	14,213
FY 2013	13,786
FY 2014	13,532
FY 2015	13,943
FY 2016	14,135

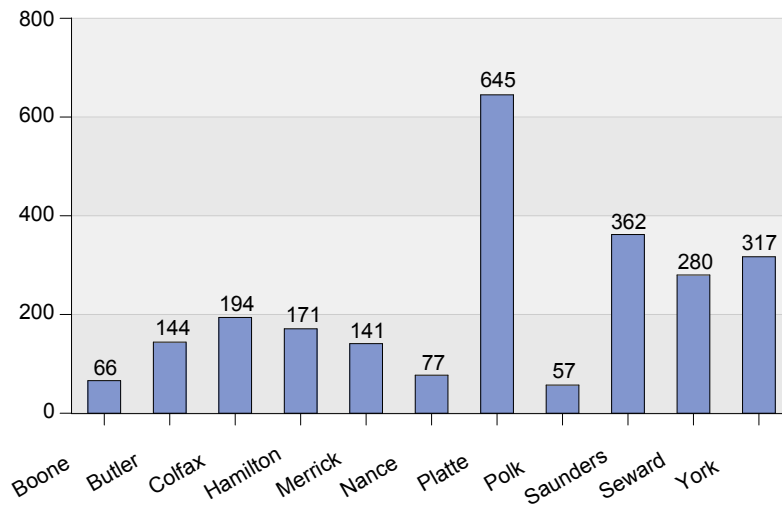
**FY 2016 Adult Court Cases Opened By County By Category**

	Criminal	Regular Civil	Domestic Relations	Appellate Action	Summary
Douglas	3,751	2,247	8,036	101	14,135
Summary	3,751	2,247	8,036	101	14,135

1,670 domestic relations cases were referred to county judges.

## 5th Judicial District - District Court Adult Cases Opened

### FY 2016 District Court Adult Cases Opened by District



Year	Adult Court
FY 2007	2,692
FY 2008	2,540
FY 2009	2,581
FY 2010	2,694
FY 2011	2,583
FY 2012	2,574
FY 2013	2,533
FY 2014	2,471
FY 2015	2,324
FY 2016	2,454

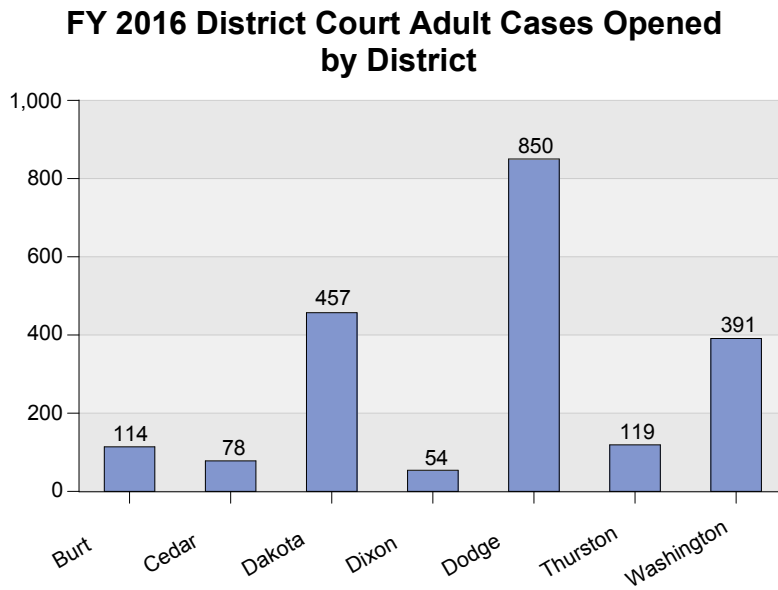
### FY 2016 Adult Court Cases Opened By County By Category

	Criminal	Regular Civil	Domestic Relations	Appellate Action	Summary
Boone	17	14	35	0	66
Butler	47	23	72	2	144
Colfax	48	23	123	0	194
Hamilton	64	29	78	0	171
Merrick	51	17	73	0	141
Nance	13	12	52	0	77
Platte	109	60	465	11	645
Polk	14	12	31	0	57
Saunders	102	54	203	3	362
Seward	124	46	107	3	280
York	92	54	170	1	317
<b>Summary</b>	<b>681</b>	<b>344</b>	<b>1,409</b>	<b>20</b>	<b>2,454</b>

201 domestic relations cases were referred to county judges.



## 6th Judicial District - District Court Adult Cases Opened



Year	Adult Court
FY 2007	1,928
FY 2008	2,048
FY 2009	2,041
FY 2010	2,067
FY 2011	1,887
FY 2012	1,884
FY 2013	1,856
FY 2014	1,842
FY 2015	1,872
FY 2016	2,063

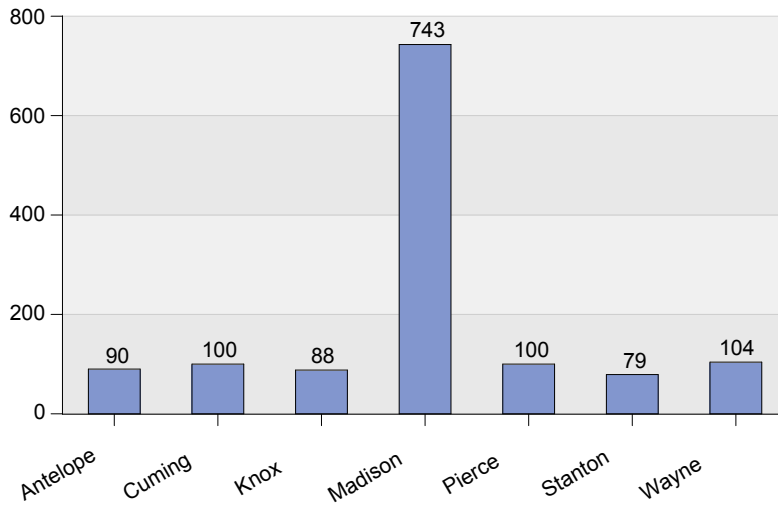
### FY 2016 Adult Court Cases Opened By County By Category

	Criminal	Regular Civil	Domestic Relations	Appellate Action	Summary
Burt	13	34	65	2	114
Cedar	8	13	55	2	78
Dakota	170	69	214	4	457
Dixon	8	8	38	0	54
Dodge	257	89	496	8	850
Thurston	15	20	84	0	119
Washington	127	58	205	1	391
<b>Summary</b>	<b>598</b>	<b>291</b>	<b>1,157</b>	<b>17</b>	<b>2,063</b>

187 domestic relations cases were referred to county judges.

## 7th Judicial District - District Court Adult Cases Opened

### FY 2016 District Court Adult Cases Opened by District



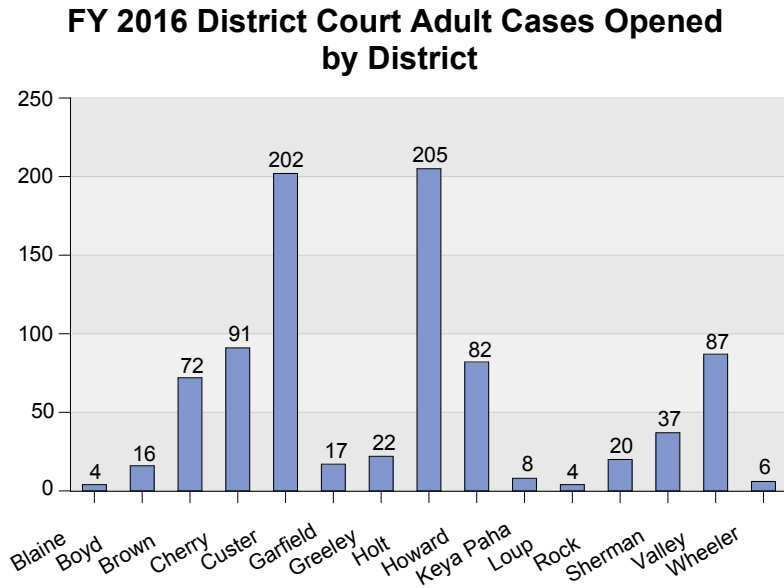
Historical Cases Opened	
Year	Adult Court
FY 2007	1,397
FY 2008	1,412
FY 2009	1,442
FY 2010	1,548
FY 2011	1,553
FY 2012	1,494
FY 2013	1,366
FY 2014	1,231
FY 2015	1,223
FY 2016	1,304

### FY 2016 Adult Court Cases Opened By County By Category

	Criminal	Regular Civil	Domestic Relations	Appellate Action	Summary
Antelope	25	19	46	0	90
Cuming	17	11	70	2	100
Knox	13	32	43	0	88
Madison	261	75	403	4	743
Pierce	20	27	50	3	100
Stanton	14	15	49	1	79
Wayne	24	18	62	0	104
<b>Summary</b>	<b>374</b>	<b>197</b>	<b>723</b>	<b>10</b>	<b>1,304</b>

81 domestic relations cases were referred to county judges.

## 8th Judicial District - District Court Adult Cases Opened



Year	Adult Court
FY 2007	950
FY 2008	928
FY 2009	888
FY 2010	881
FY 2011	885
FY 2012	885
FY 2013	869
FY 2014	797
FY 2015	803
FY 2016	873

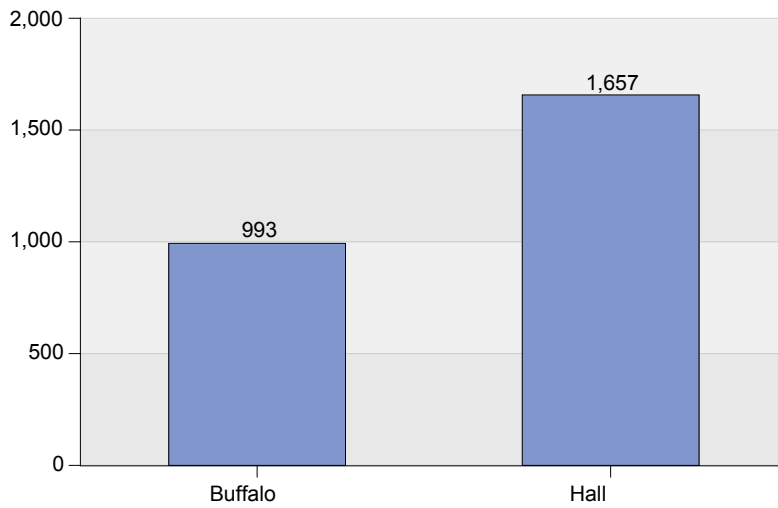
### FY 2016 Adult Court Cases Opened By County By Category

	Criminal	Regular Civil	Domestic Relations	Appellate Action	Summary
Blaine	0	2	2	0	4
Boyd	4	5	7	0	16
Brown	19	10	43	0	72
Cherry	28	24	38	1	91
Custer	46	29	126	1	202
Garfield	4	3	10	0	17
Greeley	1	9	11	1	22
Holt	59	54	91	1	205
Howard	18	11	53	0	82
Keya Paha	0	5	3	0	8
Loup	0	2	2	0	4
Rock	3	8	8	1	20
Sherman	3	12	22	0	37
Valley	25	14	47	1	87
Wheeler	1	3	2	0	6
<b>Summary</b>	<b>211</b>	<b>191</b>	<b>465</b>	<b>6</b>	<b>873</b>

42 domestic relations cases were referred to county judges.

## 9th Judicial District - District Court Adult Cases Opened

### FY 2016 District Court Adult Cases Opened by District



Historical Cases Opened	
Year	Adult Court
FY 2007	2,554
FY 2008	2,728
FY 2009	2,637
FY 2010	2,627
FY 2011	2,872
FY 2012	2,707
FY 2013	2,605
FY 2014	2,573
FY 2015	2,759
FY 2016	2,650

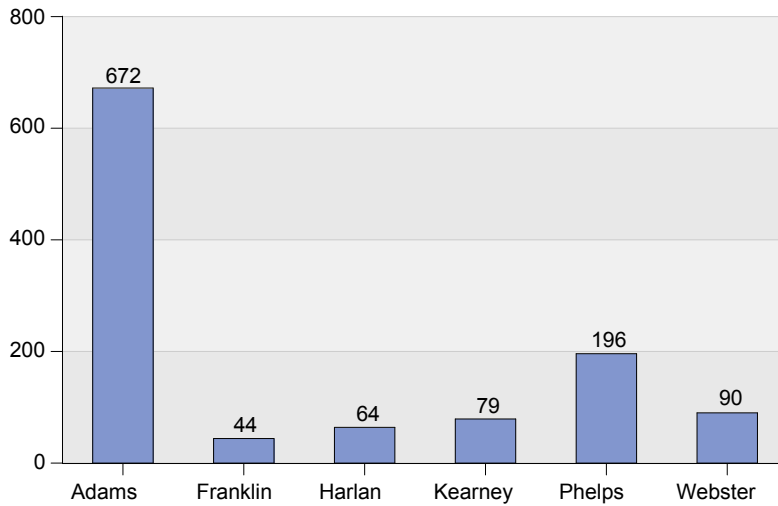
### FY 2016 Adult Court Cases Opened By County By Category

	Criminal	Regular Civil	Domestic Relations	Appellate Action	Summary
Buffalo	306	117	562	8	993
Hall	597	176	880	4	1,657
Summary	903	293	1,442	12	2,650

228 domestic relations cases were referred to county judges.

# 10th Judicial District - District Court Adult Cases Opened

## FY 2016 District Court Adult Cases Opened by District



Historical Cases Opened	
Year	Adult Court
FY 2007	1,445
FY 2008	1,538
FY 2009	1,603
FY 2010	1,652
FY 2011	1,508
FY 2012	1,373
FY 2013	1,174
FY 2014	1,206
FY 2015	1,194
FY 2016	1,145

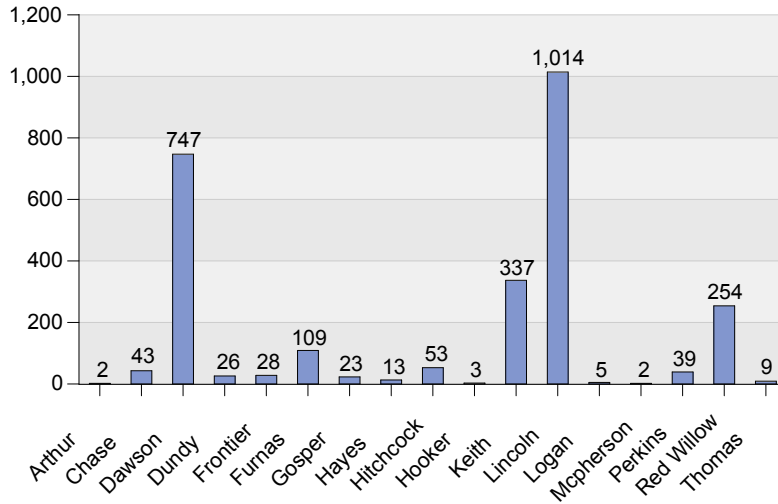
## FY 2016 Adult Court Cases Opened By County By Category

	Criminal	Regular Civil	Domestic Relations	Appellate Action	Summary
Adams	174	83	408	7	672
Franklin	5	18	21	0	44
Harlan	12	19	33	0	64
Kearney	22	13	44	0	79
Phelps	35	30	128	3	196
Webster	12	21	57	0	90
<b>Summary</b>	<b>260</b>	<b>184</b>	<b>691</b>	<b>10</b>	<b>1,145</b>

40 domestic relations cases were referred to county judges.

# 11th Judicial District - District Court Adult Cases Opened

## FY 2016 District Court Adult Cases Opened by District



Year	Adult Court
FY 2007	2,225
FY 2008	2,297
FY 2009	2,430
FY 2010	2,502
FY 2011	2,398
FY 2012	2,591
FY 2013	2,561
FY 2014	2,669
FY 2015	2,700
FY 2016	2,707

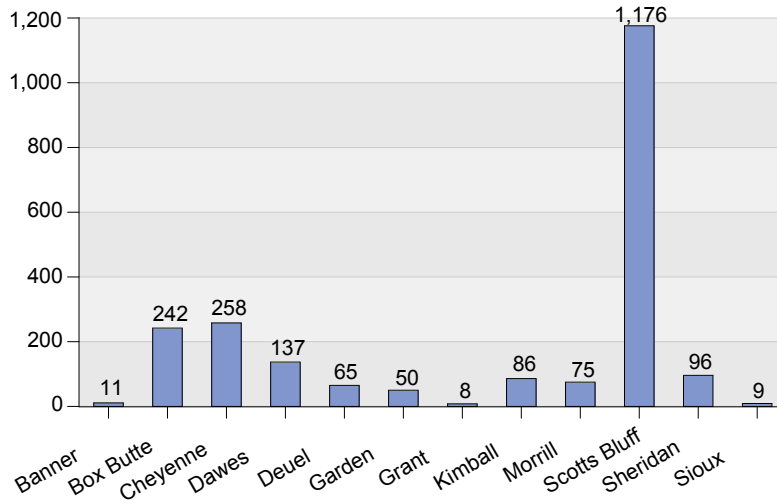
## FY 2016 Adult Court Cases Opened By County By Category

	Criminal	Regular Civil	Domestic Relations	Appellate Action	Summary
Arthur	0	2	0	0	2
Chase	15	7	21	0	43
Dawson	389	58	299	1	747
Dundy	2	4	20	0	26
Frontier	6	14	8	0	28
Furnas	27	17	62	3	109
Gosper	3	8	12	0	23
Hayes	8	2	3	0	13
Hitchcock	8	21	23	1	53
Hooker	0	0	3	0	3
Keith	122	33	182	0	337
Lincoln	322	123	564	5	1,014
Logan	1	3	1	0	5
Mcperson	0	2	0	0	2
Perkins	4	15	20	0	39
Red Willow	59	28	164	3	254
Thomas	2	4	3	0	9
<b>Summary</b>	<b>968</b>	<b>341</b>	<b>1,385</b>	<b>13</b>	<b>2,707</b>

0 domestic relations cases were referred to county judges.

## 12th Judicial District - District Court Adult Cases Opened

### FY 2016 District Court Adult Cases Opened by District



Year	Adult Court
FY 2007	2,253
FY 2008	2,456
FY 2009	2,419
FY 2010	2,297
FY 2011	2,374
FY 2012	2,272
FY 2013	2,208
FY 2014	2,149
FY 2015	2,138
FY 2016	2,213

### FY 2016 Adult Court Cases Opened By County By Category

	Criminal	Regular Civil	Domestic Relations	Appellate Action	Summary
Banner	3	6	2	0	11
Box Butte	39	37	160	6	242
Cheyenne	83	50	121	4	258
Dawes	44	17	73	3	137
Deuel	49	5	10	1	65
Garden	14	8	28	0	50
Grant	1	3	3	1	8
Kimball	15	25	46	0	86
Morrill	7	28	40	0	75
Scotts Bluff	436	175	555	10	1,176
Sheridan	39	12	42	3	96
Sioux	2	6	1	0	9
<b>Summary</b>	<b>732</b>	<b>372</b>	<b>1,081</b>	<b>28</b>	<b>2,213</b>

70 domestic relations cases were referred to county judges.