




Juvenile Justice Reform Initiative: Quarterly Outcome Report

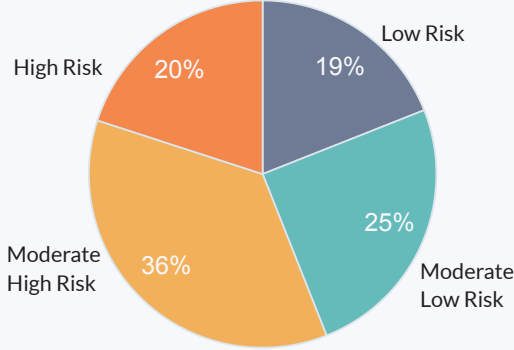
Date Range: April 1 - June 30, 2020
(unless noted)

Current Population
(June 30, 2020)



Male: 1,500
Delinquent: 1,339
Status: 161
Female: 633
Delinquent: 491
Status: 142

2,133
Current Population
(June 30, 2020)



Average Supervision Cost
(FY20)

\$28.35 / day

1 Maintain detention for only those youth who pose a significant risk to the community or risk to flee the jurisdiction of the court.

64% of youth, who were detained, met the criteria on the detention screening instrument.

Detention Screenings Conducted

323

53% of youth screened were released home or to an alternative.

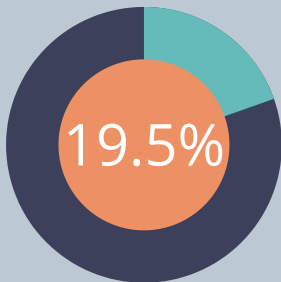
2 A higher percentage of youth will be involved in pro-social activities including school and employment.



61%

of youth that were discharged in the last 3 months reduced their risk in the education and employment domain. The discharged youth were initially placed on probation with a high YLS/CMI score for education and employment and have reduced their risk related to those key areas by the end of the probation term.

3 An increase in status youth who are diverted from the juvenile justice system or who receive a decreased term of probation supervision.



Status youth spend 19.5% less time on probation than delinquent youth.

13.64

Months
Delinquent



10.98

Months
Status

4 Increase use of community-based services while reducing use of out-of-home placements.



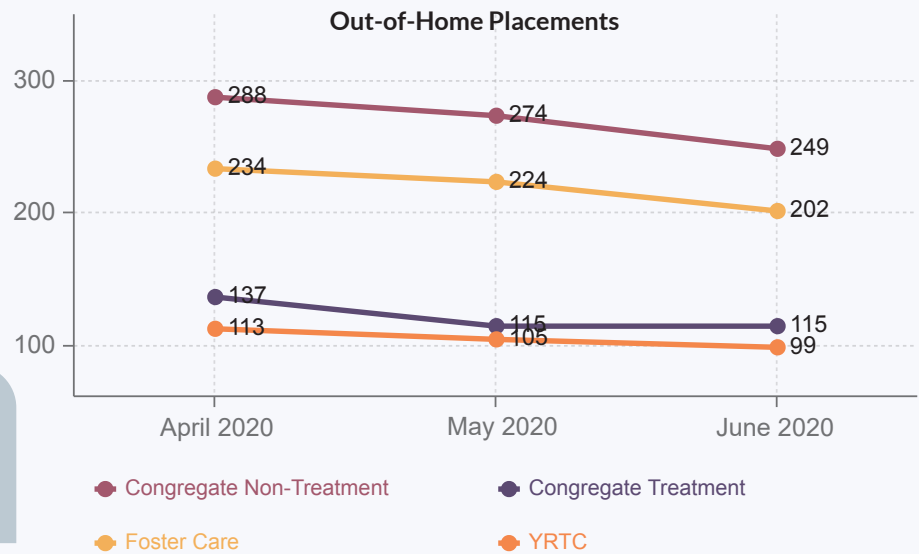
74%

of youth are supervised while at home. The remaining 26% are supervised in out-of-home placements, on June 30, 2020.

In the last 3 months

- 337 youth have accessed funds for **Community-Based Treatment** services.

- 903 youth have accessed funds for **Community-Based Non-Treatment** services.



5 Youth involved in the juvenile justice system will receive targeted supervision and services that reduce post-program recidivism.

Investigations Ordered



456

Drug Tests Collected

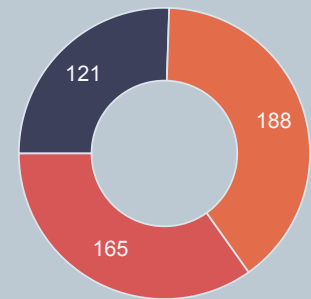


2,326

Graduated Response Sanctions

1,600

GRADUATED RESPONSE INCENTIVES

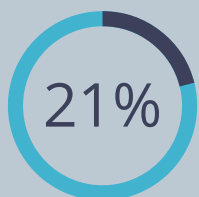


Minor 25.5%
Intermediate 39.7%
Serious 34.8%

40% of all youth released from Probation saw a **decrease** in their overall risk score. (April 1 - June 30, 2020)

78% of youth were **successfully** released from Probation (April 1 - June 30, 2020)

Statewide Recidivism Rate



of youth that were successfully discharged from Probation, were found responsible for a subsequent qualifying adjudication within one year of their release. This current recidivism rate is reported as of June 30, 2020.

Recidivism by Risk Level

As predicted by the validated risk assessment tool, Youth Level of Risk/Case Management Inventory (YLS/CMI), the total population of low risk youth who discharged successfully between June 30, 2018 and June 30, 2019 recidivated at a lower rate than the total population of moderate or high risk youth.

