

County Courts

Weighted Caseload Report



Fiscal Year 2024

July 1, 2023, to
June 30, 2024

EXHIBIT 08

Table of Contents

Introduction.....	1
State Map – Nebraska County Court Judicial Need	2
1st Judicial District	3
2nd Judicial District	4
3rd Judicial District.....	5
4th Judicial District.....	6
5th Judicial District.....	7
6th Judicial District.....	8
7th Judicial District.....	9
8th Judicial District.....	10
9th Judicial District.....	11
10th Judicial District.....	12
11th Judicial District.....	13
12th Judicial District.....	14
Court Case Type Categories and Weights - Appendix.....	15

Weighted Caseload Report

Nebraska County Courts Weighted Caseload Report

Nebraska has a county court in each of its 93 counties, organized into 12 Judicial Districts. Pursuant to Neb. Rev. Stat. § 24-503, the Legislature determines the number of county court judges who serve in each judicial district, and the geographic boundaries of each judicial district. An objective assessment of judicial workload allows informed decisions about district boundaries and the number of judges needed to timely resolve the cases in each judicial district.

To assist in evaluating judicial workloads, Neb. Rev. Stat. § 24-1007(1) requires the Nebraska Administrative Office of the Courts and Probation (AOCPP) to compile judicial workload statistics based on caseload numbers weighted by category of case. These weighted caseload statistics are used by the Judicial Branch, the Judicial Resources Commission, and the Legislature to evaluate judicial need, and guide decisions and recommendations on how best to allocate judicial resources across the state.

To ensure the validity, uniformity and accuracy of the AOCPP's judicial workload statistics, a statewide judicial time study was conducted in 2019-2020 under the direction and leadership of the National Center for State Courts. For a full description of the judicial time study and the recommended weighting methodology and standards, see *Nebraska Judicial Workload Assessment Final Report* (October 2020) on the Nebraska Supreme Court Website. Because this Weighted Caseload Report utilizes the methodology and standards from the 2020 workload assessment, direct comparison to archived reports is not recommended.

No quantitative judicial workload assessment method, including the weighted caseload method, can determine the exact number of judges needed within each court. For example, judges may be asked to assist non-home districts to ensure speedy trials for all involved and that one district is not unduly overburdened. **To address this challenge, the Research and Data Team have added an asterisk next to the name of the judges that provided judicial assistance in the last fiscal year (FY 2024) to other districts.**

Weighted caseload statistics approximate the number of judges needed to handle the current caseload based upon the calculations of a three-year rolling average of case filing data. Therefore, when weighted caseload statistics are examined in conjunction with other compelling and critical metrics, they provide a vital part of an objective and standardized assessment of judicial needs and the fair allocation of judicial resources across juvenile courts in the State of Nebraska.



Corey R. Steel

Nebraska State Court Administrator

Nebraska Supreme Court

Administrative Office of the Courts & Probation

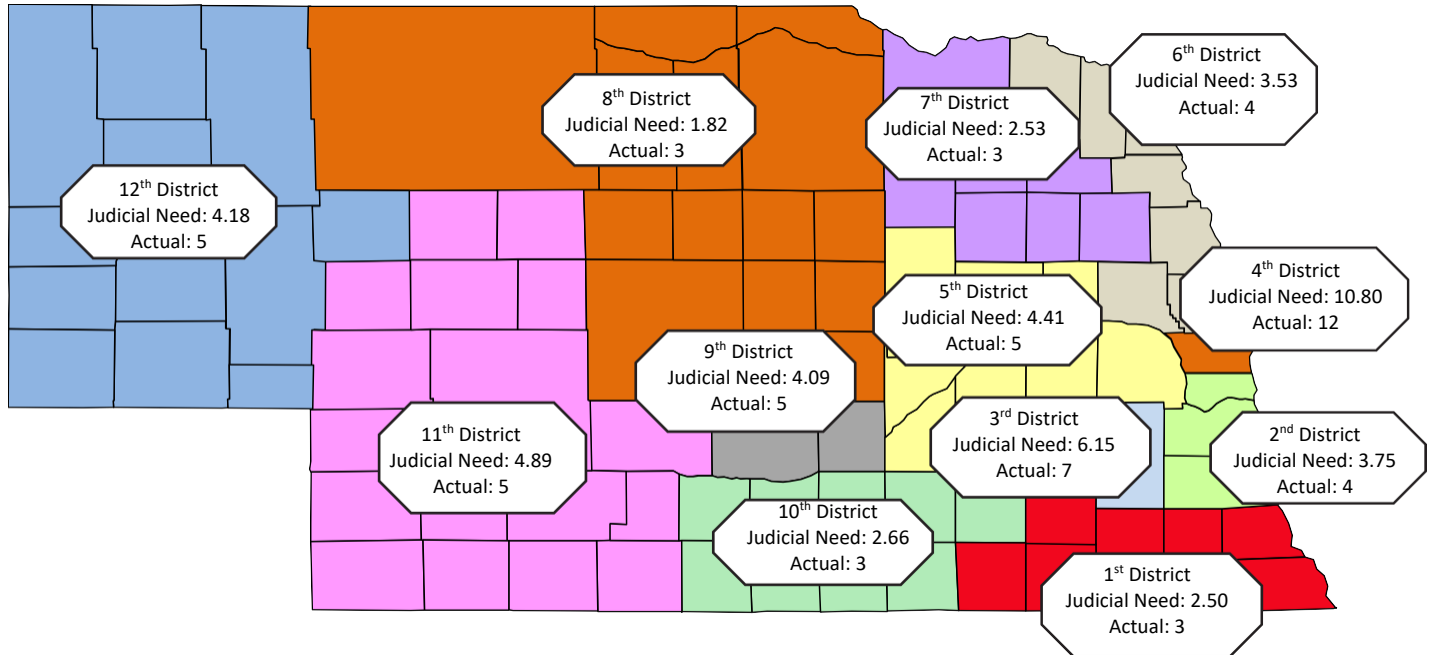
Rm. 1211 State Capitol | P.O. Box 98910 | Lincoln, NE 68509

T 402.471.3730 | F 402.471.2197

www.supremecourt.nebraska.gov

Weighted Caseload Report

Nebraska County Court Judicial Needs Fiscal Year 2024 (July 1, 2023 – June 30, 2024)



Note: Differences between the total District Court Need for Judges and the sum of individual counties is due to rounding to the nearest one-hundredth.

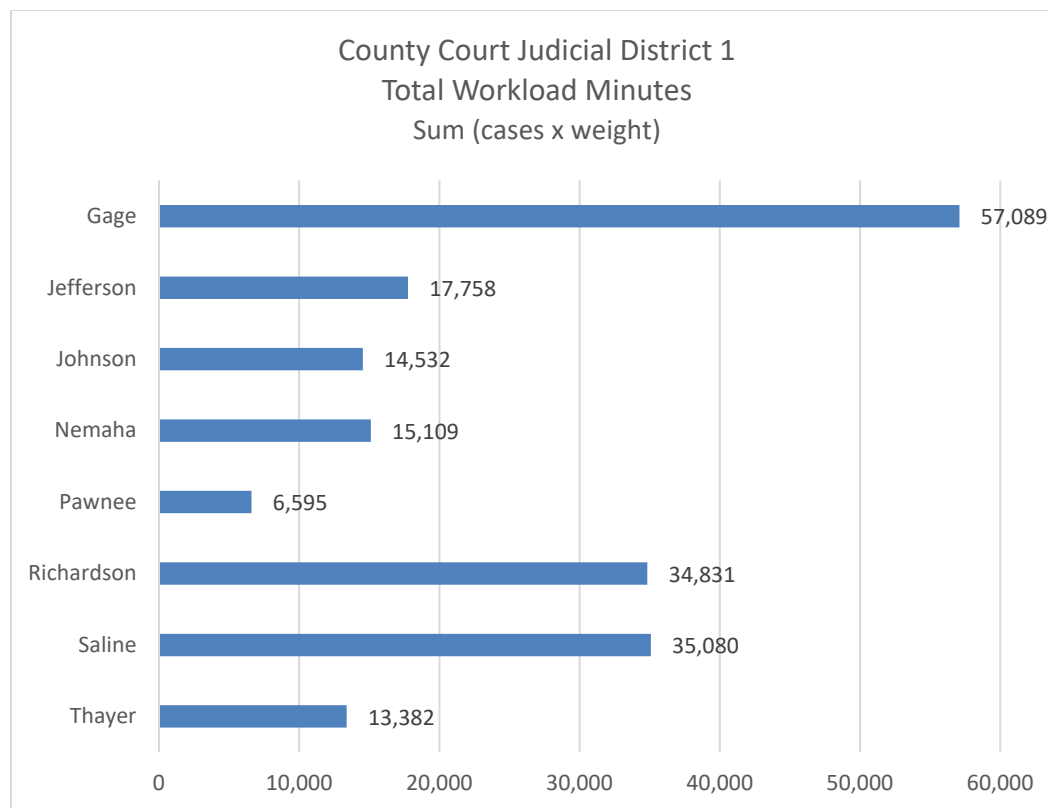
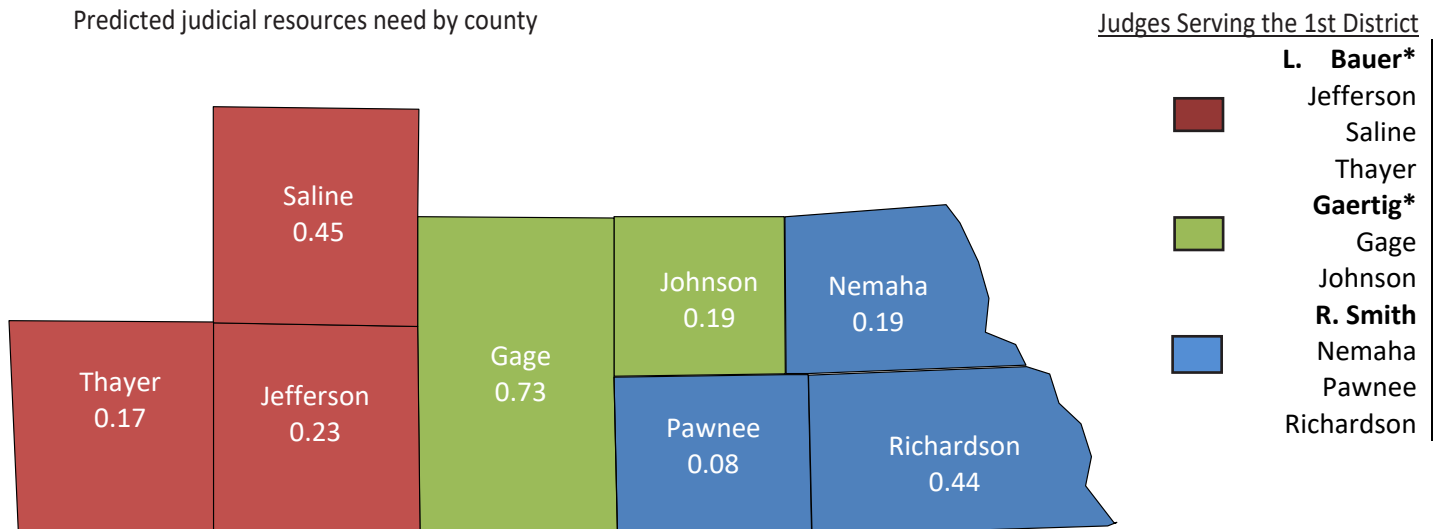
Weighted Caseload Report

1st Judicial District – County Court

County court need for judges: 2.50
 Current number of judges: 3
 Workload per judge: 0.83

NOTE: An additional **0.02** is given due to Judge R. Smith being assigned to Problem-Solving Court cases in Fillmore County (District Court) and Otoe County (District Court).

Predicted judicial resources need by county

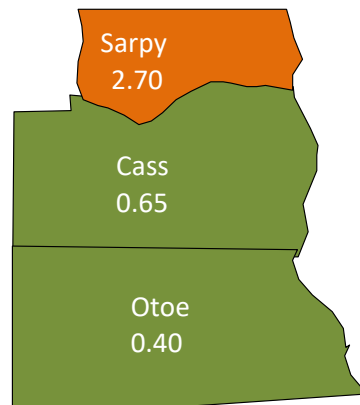


Weighted Caseload Report

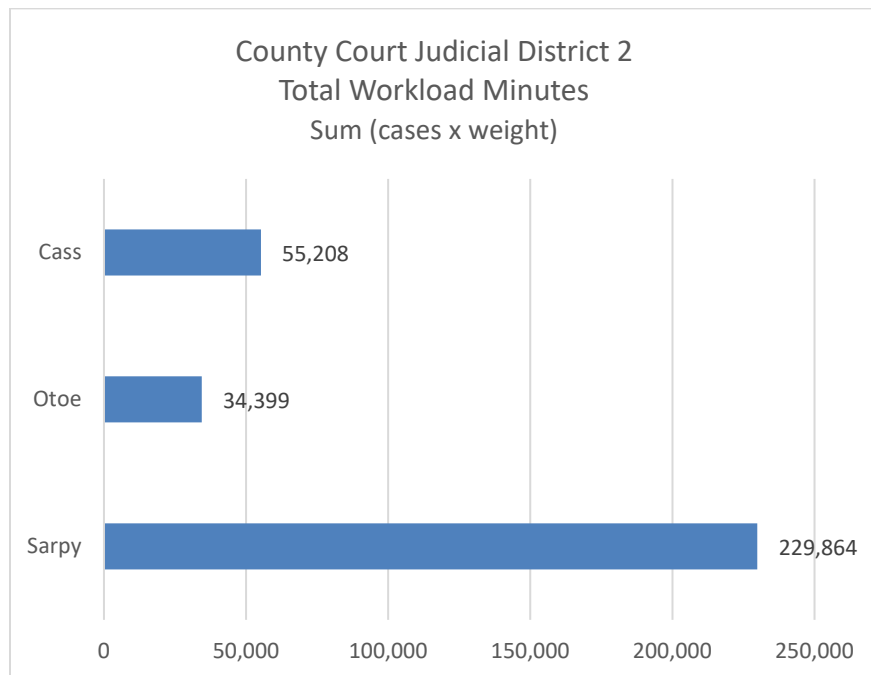

2nd Judicial District – County Court

County court need for judges: 3.75
 Current number of judges: 4
 Workload per judge: 0.94

Predicted judicial resources need by county



Judges Serving the 2nd District



Weighted Caseload Report

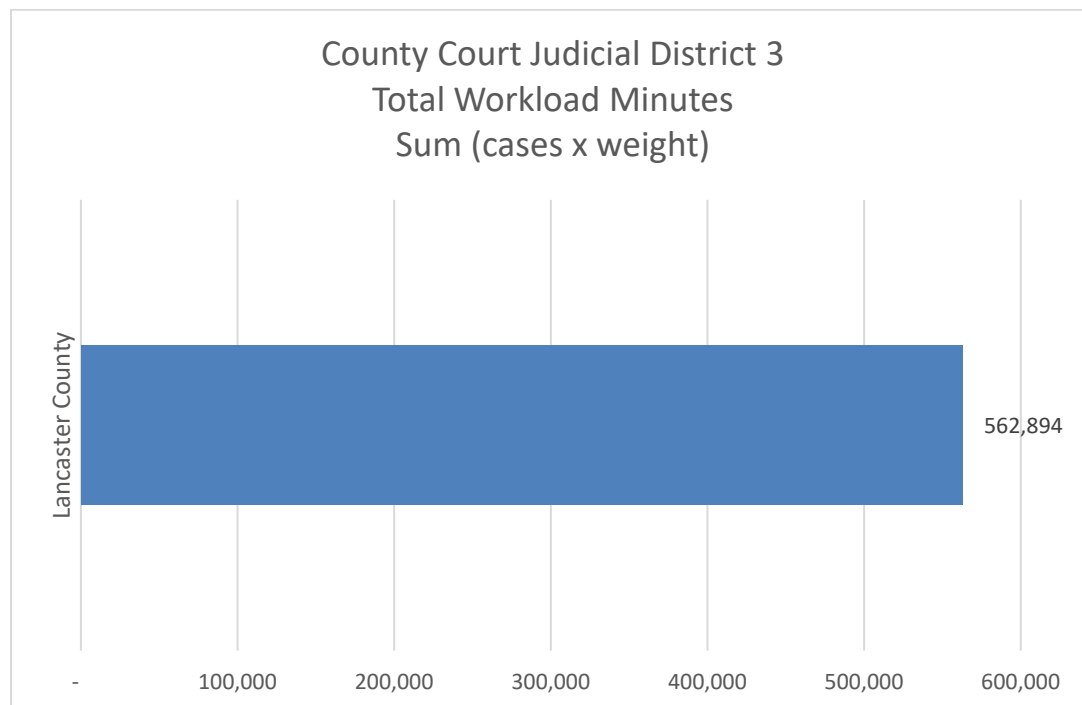
3rd Judicial District –County Court

County court need for judges: 6.15
 Current number of judges: 7
 Workload per judge: 0.88

Predicted judicial resources need by county

Judges Serving the 3rd District

Acton*
Dalton*
Parsley*
Phillips
Reuter*
Yardley*
Zimmerman*



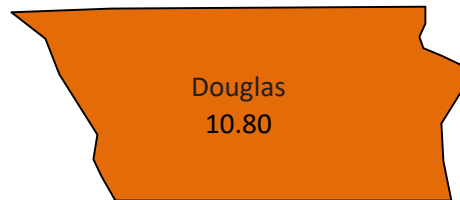
Weighted Caseload Report

4th Judicial District –County Court

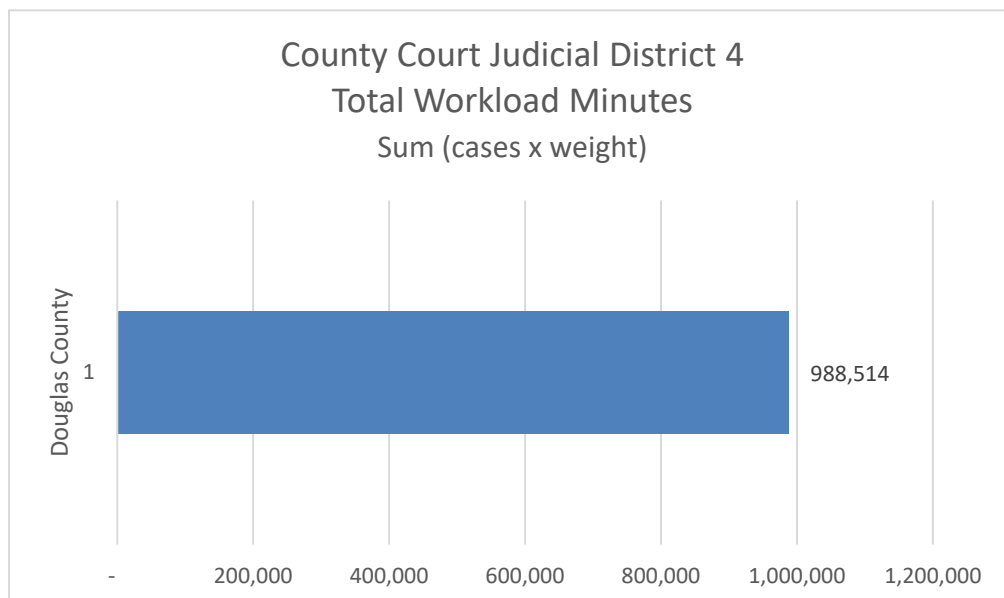
County court need for judges: 10.80
 Current number of judges: 12
 Workload per judge: 0.90

Predicted judicial resources need by county

Judges Serving the 4th District



Finley
Forsberg*
Hansen
Harmon
Hendrix
Huber
Keim
Lohaus*
Lowe
Marcuzzo
McDermott
Shearer*

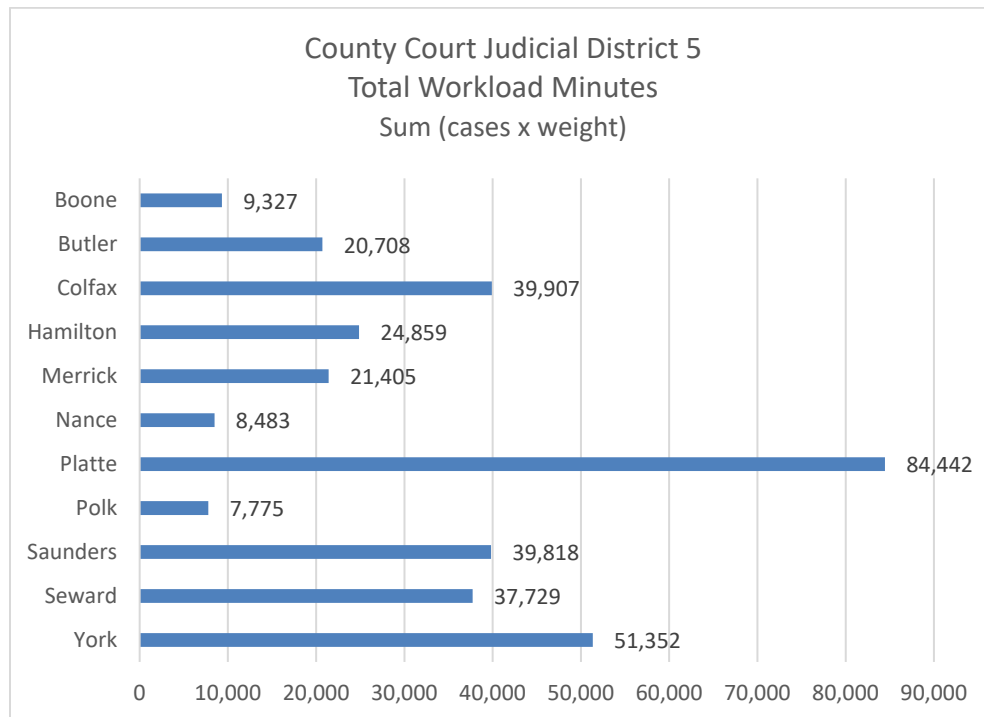
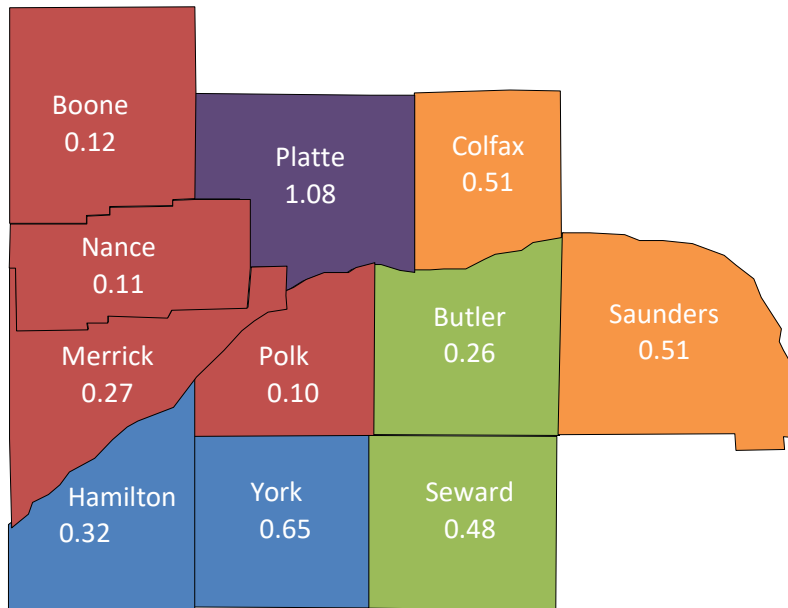


Weighted Caseload Report

5th Judicial District - County Court

County court need for judges: 4.41
 Current number of judges: 5
 Workload per judge: 0.88

Predicted judicial resources need by county

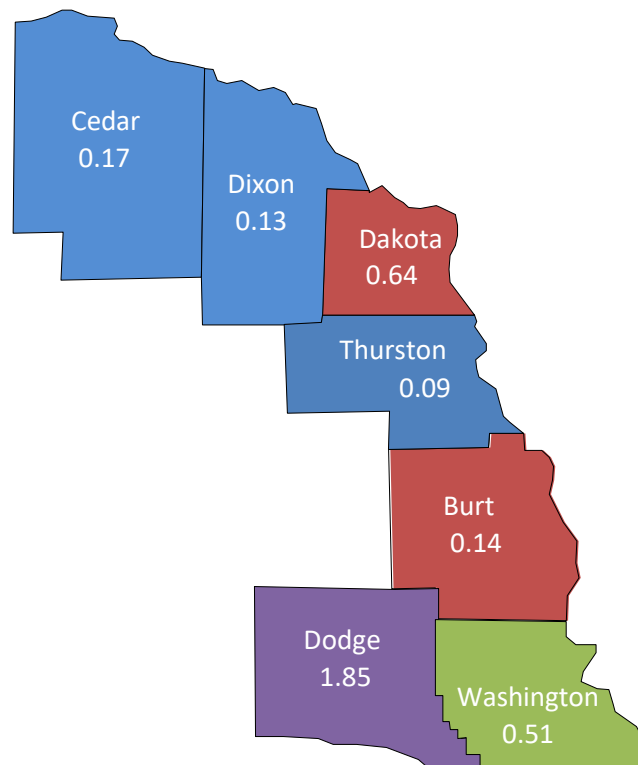


Weighted Caseload Report

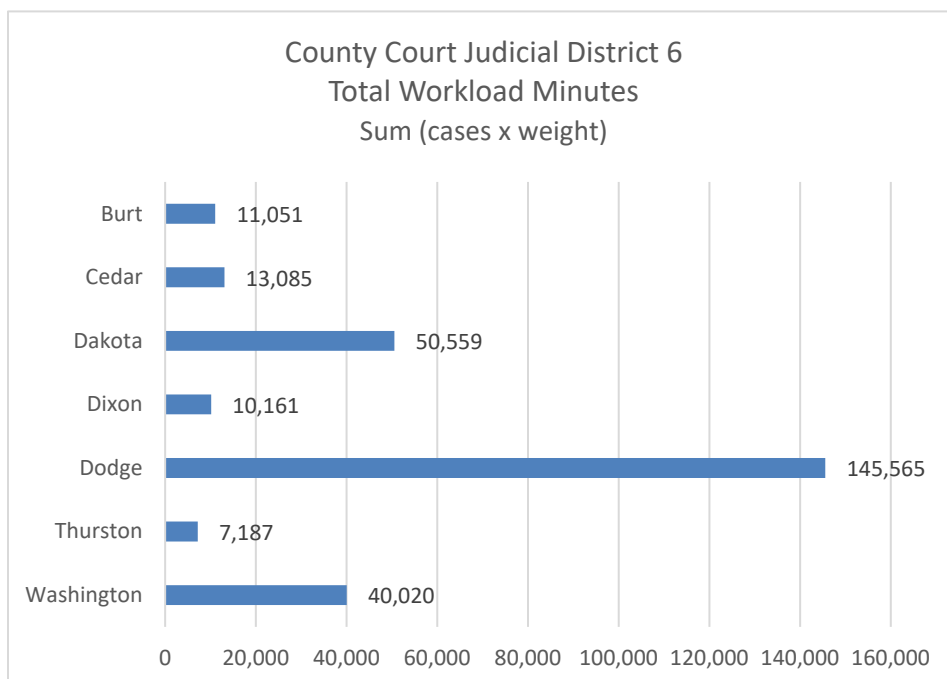

6th Judicial District – County Court

County court need for judges: 3.53
 Current number of judges: 4
 Workload per judge: 0.88

Predicted judicial resources need by county



Judges Serving the 6th District

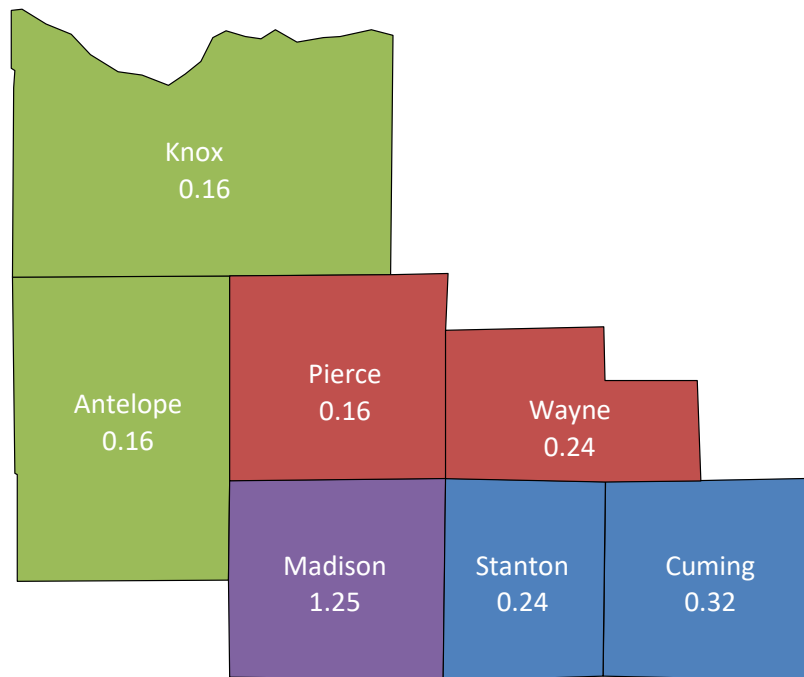


Weighted Caseload Report

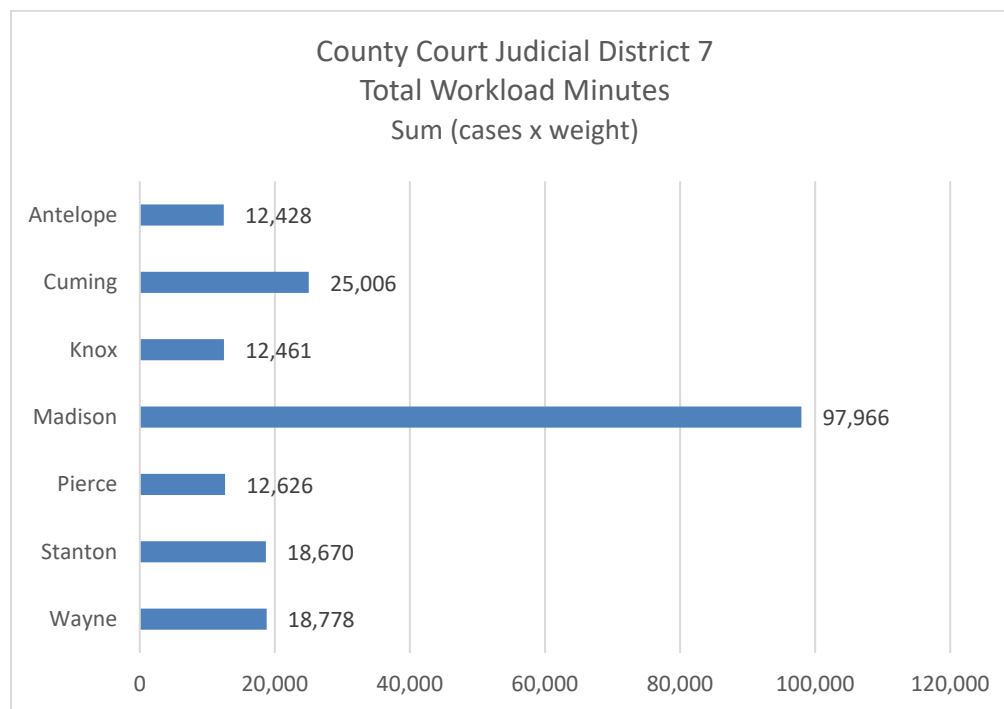
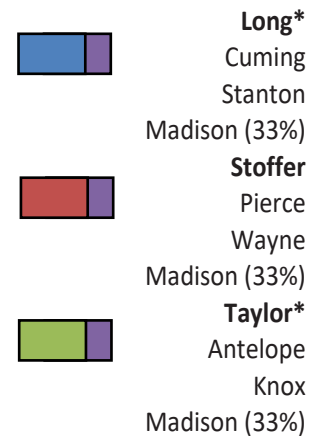
7th Judicial District – County Court

County court need for judges: 2.53
 Current number of judges: 3
 Workload per judge: 0.84

Predicted judicial resources need by county



Judges Serving the 7th District



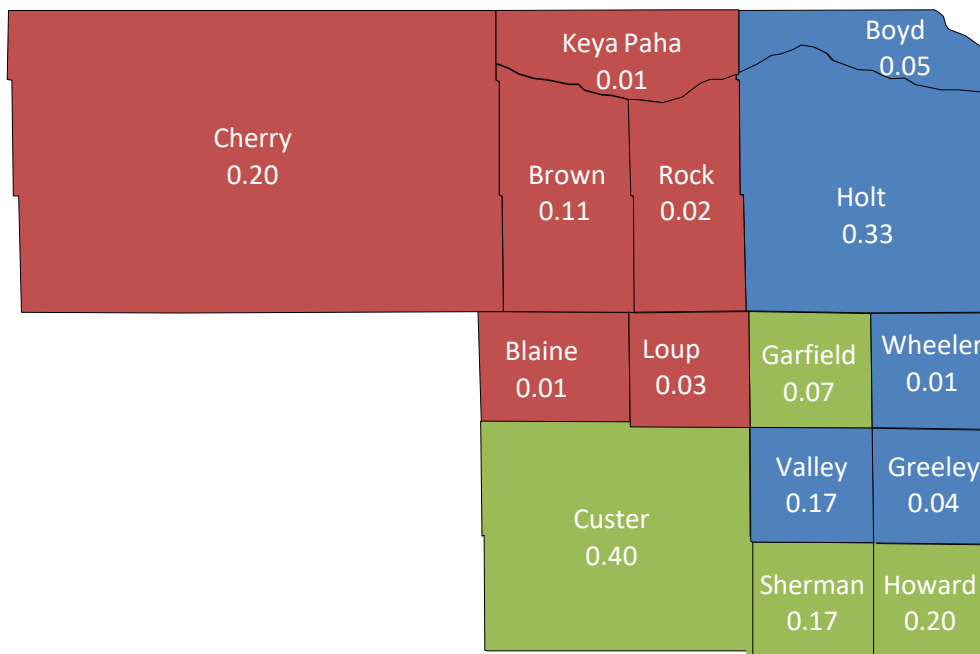
Weighted Caseload Report

8th Judicial District – County Court

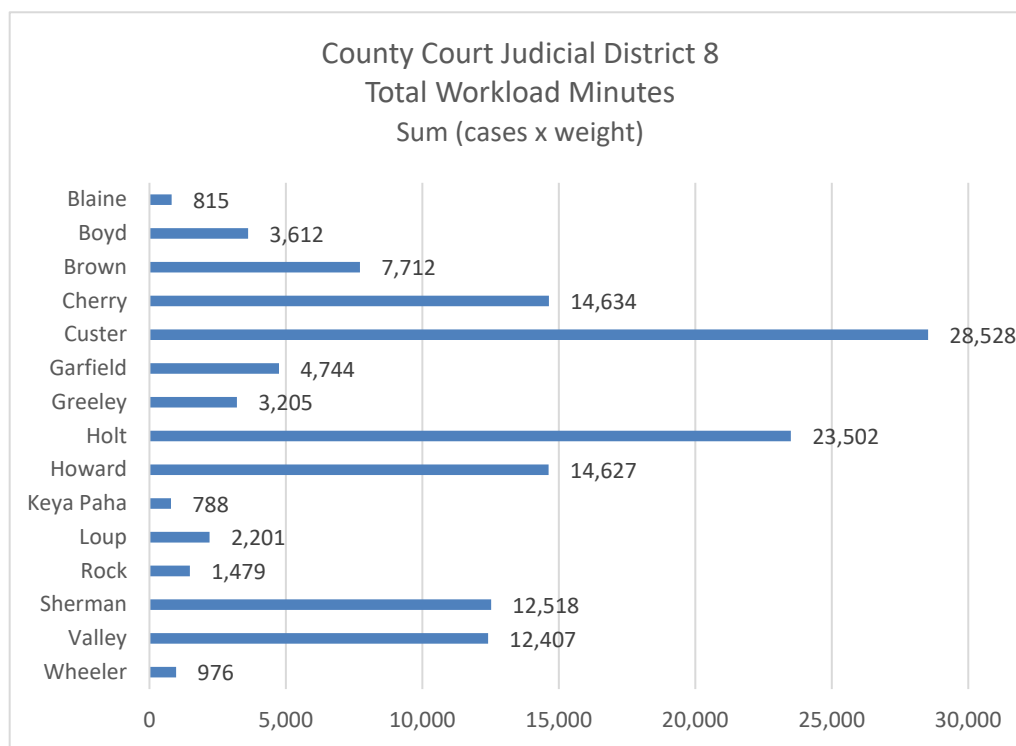
County court need for judges: 1.82
 Current number of judges: 3
 Workload per judge: 0.61

Predicted judicial resources need by county

Judges Serving the 8th District



- Burdick***
- Boyd
 - Greeley
 - Holt
 - Valley
 - Wheeler
- Orr**
- Blaine
 - Brown
 - Cherry
 - Keya Paha
 - Loup
 - Rock
- Schendt***
- Custer
 - Garfield
 - Howard
 - Sherman

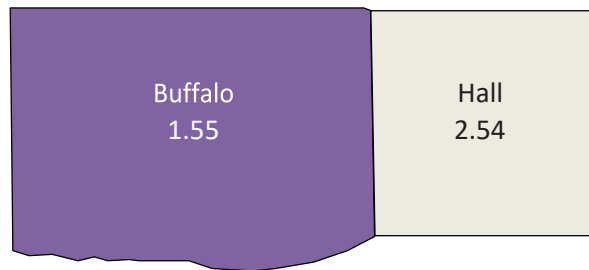


Weighted Caseload Report

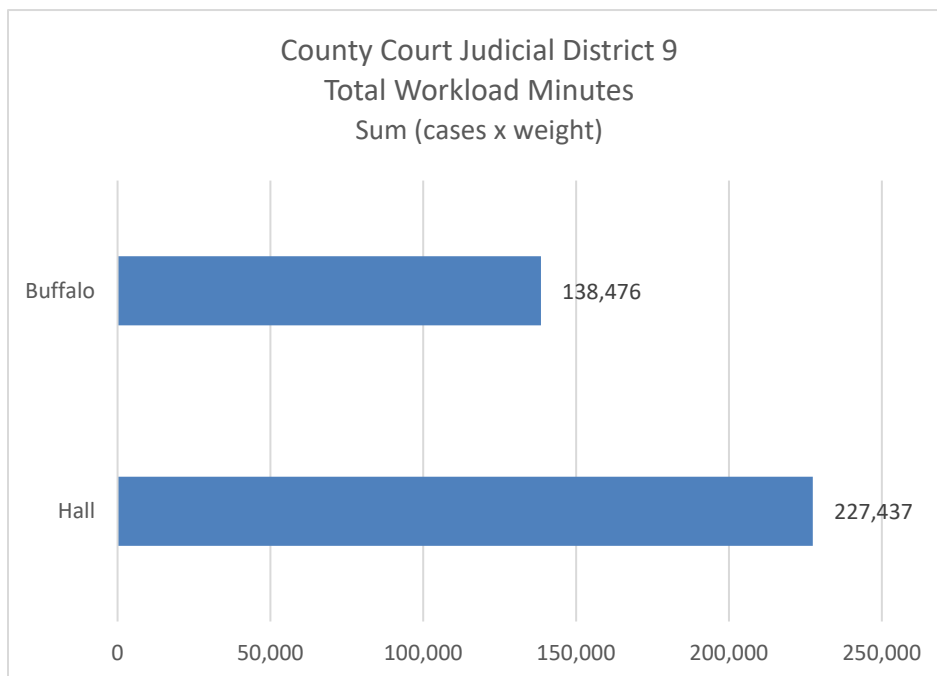

9th Judicial District – County Court

County court need for judges: 4.09
 Current number of judges: 5
 Workload per judge: 0.82

Predicted judicial resources need by county



Judges Serving the 9th District

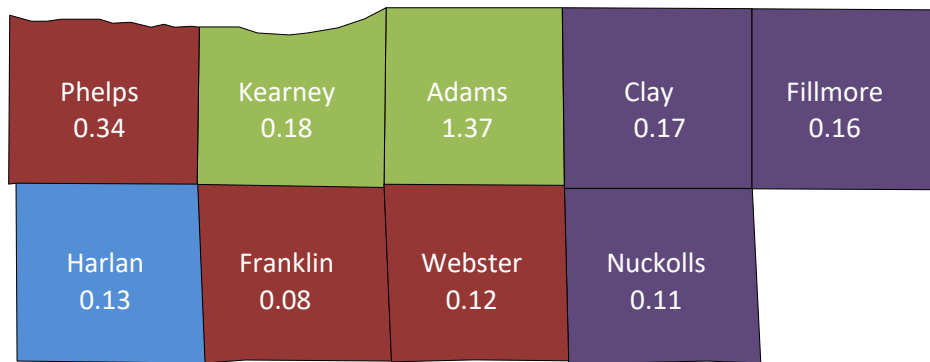


Weighted Caseload Report

10th Judicial District – County Court

County court need for judges: 2.66
 Current number of judges: 3
 Workload per judge: 0.89

Predicted judicial resources need by county




Judges Serving the 10th District

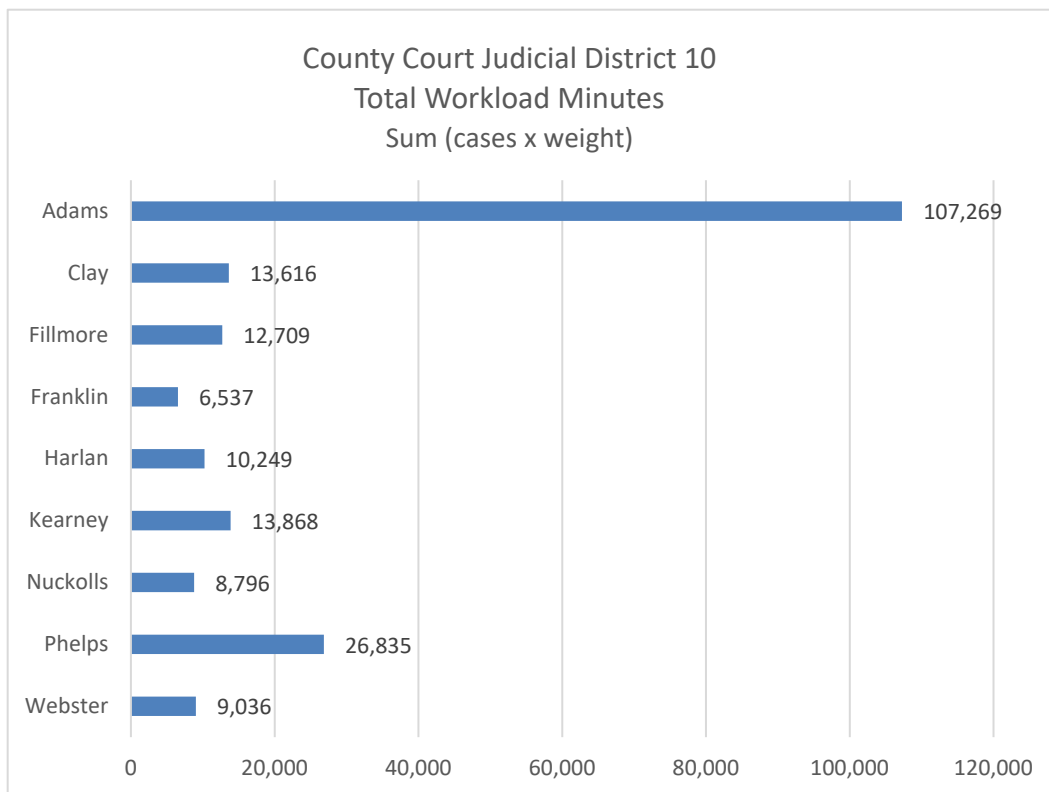
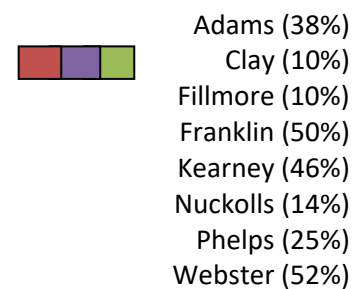
Burns*



Hoeft*



Mead*

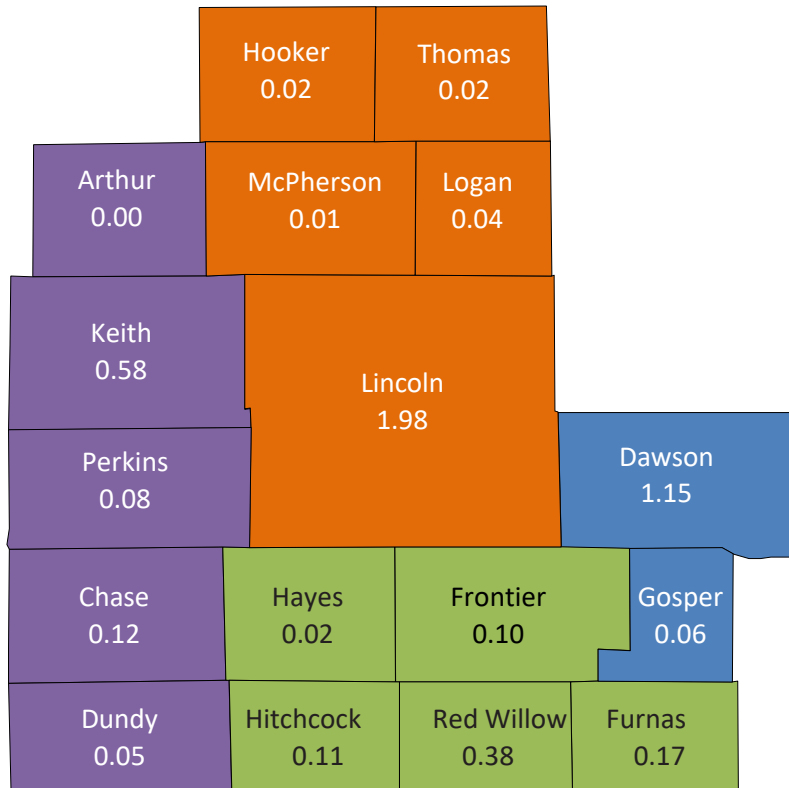


Weighted Caseload Report

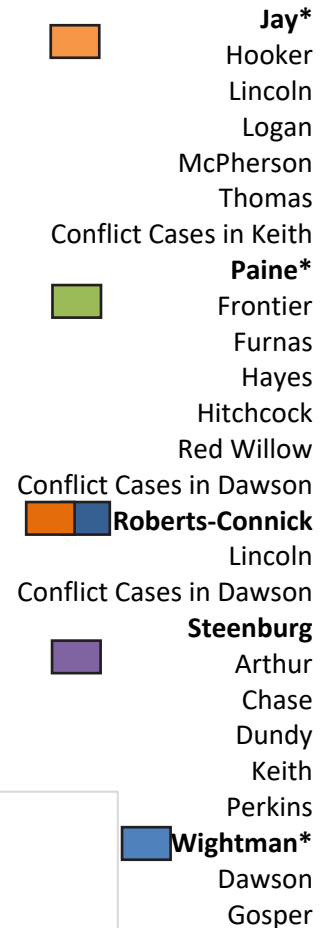
11th Judicial District – County Court

County court need for judges: 4.89
 Current number of judges: 5
 Workload per judge: 0.98

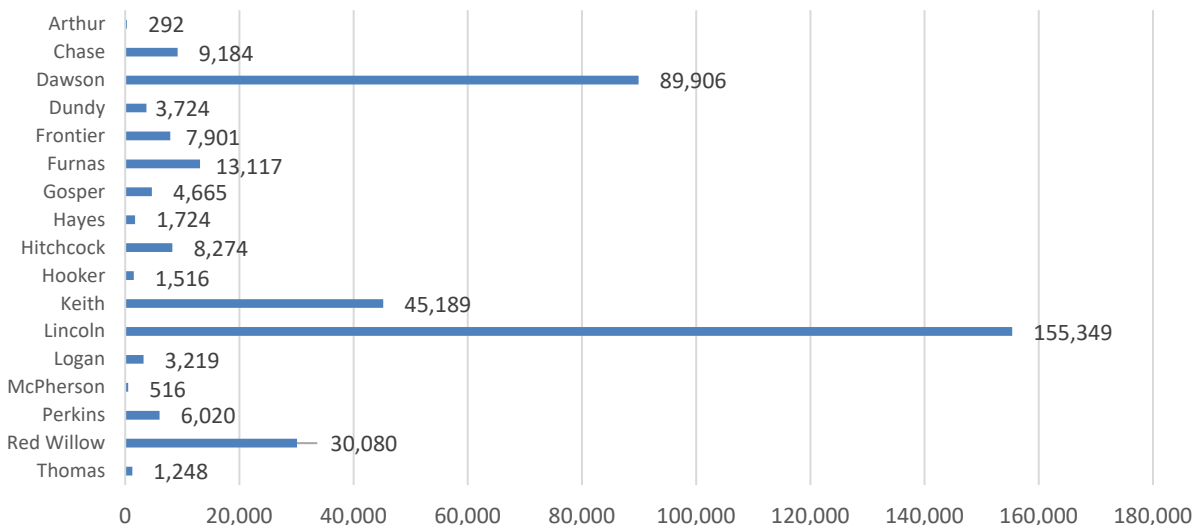
Predicted judicial resources need by county



Judges Serving the 11th District



County Court Judicial District 11
 Total Workload Minutes
 Sum (cases x weight)

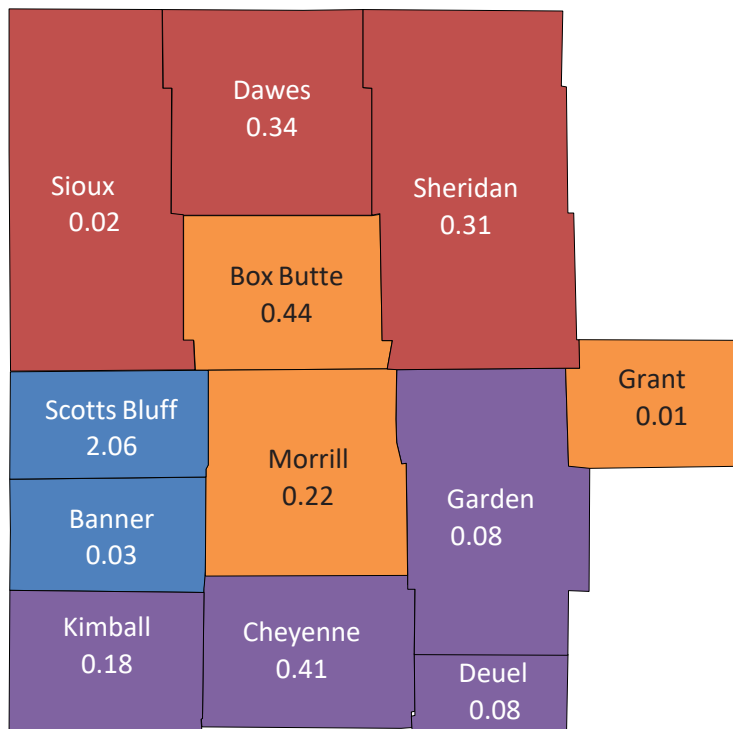


Weighted Caseload Report

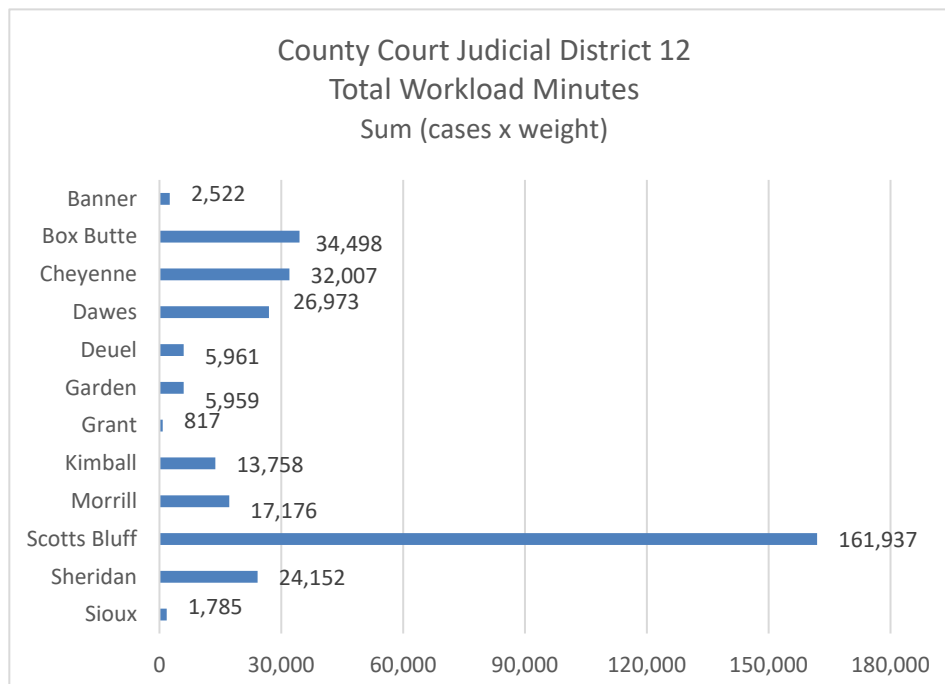
12th Judicial District – County Court

County court need for judges: 4.18
 Current number of judges: 5
 Workload per judge: 0.84

Predicted judicial resources need by county



Judges Serving the 12th District



Weighted Caseload Report

Court Case Type Categories and Weights – Appendix

District Court Case Types	2021 Case Weight (minutes)
Problem Solving Court Cases	683
Protection Orders	32
Civil	219
Class I Felony	367
Other Criminal	149
Domestic Relations	97
Appeals	343
Administrative Appeals	540
County Court Case Types	2021 Case Weight (minutes)
Protection Orders	32
Felony	26
Misdemeanor	23
District Court: Adult Problem-Solving Court	683
Traffic	1
Civil	8
Probate	61
Guardianship/Conservatorship	133
Small Claims	30
Adoption	92
Domestic Relations	97
Juvenile: 3A Children	487
Juvenile: Delinquency	100
Juvenile: Status Offender 3B	37
Juvenile: Mentally Ill and Dangerous 3C	265
Juvenile: Bridge to Independence (B21)	58
Juvenile: Interstate Compact Hearings/Filings	2
Juvenile: Problem-Solving Court Cases	654
Separate Juvenile Court Case Types	2021 Case Weight (minutes)
Adoption	49
Domestic Relations	26
Juvenile: 3A Children	487
Delinquency	136
Status Offender 3B	54
Mentally Ill and Dangerous 3C	265
Bridge to Independence B21	36
Interstate Compact Hearing/Filings	2
Problem Solving Court Cases	654



Research and Data

Operations Division

Administrative Office of the Courts & Probation

Chief Standing Bear Justice Administration Building

521 S. 14th Street Suite 300 | Lincoln, NE 68508

T 531.739.8100 | F 402.471.2197