

MINUTES OF THE ANNUAL MEETING
OF
THE NEBRASKA JUDICIAL RESOURCES COMMISSION
December 11, 2018

The annual public hearing of the Nebraska Judicial Resources Commission was held on the 11th day of December, 2018, in Room 1510, State Capitol Building, in Lincoln, Nebraska. Justice Stacy Chaired the annual public hearing and called the meeting to order at the hour of 10:00 a.m. Roll call by the acting Secretary:

PRESENT

Justice Stephanie Stacy, Chairperson
Judge Anne Paine (via video conference)
Judge Robert O'Neal
Judge John Samson
William Dittrick
Timothy Engler
Stephen Bader
Michael McCarthy (via video conference)

Mark Sipple
Robert Slovek
Coby Mach
Brian Phares
Charles Conrad
Robert Parker
Christopher Nielsen (via video conference)
Lori Scherer
Darlene Starman

ABSENT

The Chair called for approval of the minutes from the last meeting on October 23, 2018, and for approval of the minutes from the 2017 annual meeting. It was moved by Brian Phares and seconded by Charles Conrad that the minutes be approved. Voting yes, all present; voting no, none. Minutes are approved.

The following exhibits were examined and considered by the Commission:

1. Current Annual Caseload Reports for the county, district and separate juvenile courts;
2. Current Weighted Caseload Reports for the county, district and separate juvenile courts;

3. Letter dated December 11, 2018 from District Court Judge James E. Doyle IV;
4. PowerPoint slides with supplemental information on caseload trends, population trends, judicial workload trends, retirement predictions, and the need for an updated judicial time study to support the weighted caseload determinations.
5. Chart on Judicial System Relationships prepared by retired judge and former Commission member Patrick McDermott.

All of the exhibits listed above are attached to these minutes (except the annual caseload reports and weighted caseload reports which are available on the Supreme Court's website).

The Commission heard reports/testimony from the following individuals concerning the allocation of judicial resources and access to the courts: Corey Steel, Court Administrator; Jennifer Rasmussen, Deputy Court Administrator for Information Technology; William Mueller on behalf of the Nebraska State Bar Association; Pat Cooper, President of Omaha Bar Association; Hon. Patrick McDermott, retired; and Chief Justice Mike Heavican.

It was moved by Timothy Engler and seconded by Robert Slovek that the Commission again recommend the creation of an additional district judgeship in the 4th judicial district. On roll call vote, the motion carried unanimously.


It was moved by Timothy Engler and seconded by Judge Robert O'Neal that the Commission recommend fully funding the judiciary's budget request of \$250,000, to enable the Administrative Office of the Courts to conduct, with the assistance of the National Center for State Courts, a new statewide judicial time study. During discussion of the motion it was noted that the weighted caseload reports are compiled using a judicial time study from 2005, which did not measure the judicial time required to handle cases involving self-represented litigants or language interpreters, both of which have increased dramatically in the past 10 years. And since the 2005 time study was completed there have been significant changes in the criminal law, an expansion of problem solving courts, changes in the civil docket, changes in judicial travel practices, and an increase in the time devoted to judicial case management. Because the weighted caseload reports are relied upon by the Commission to inform nearly every issue brought before it, the Commission was in agreement that a new time study is necessary to accurately evaluate current judicial workloads. On roll call vote, the motion carried unanimously.

No other motions were made with regard to judgeships, judicial districts, or the more balanced use of existing judicial resources. However, it was suggested

that the Commission consider studying judicial redistricting alternatives in the future.

There being no other matters brought before the Commission, the Chair asked whether there was any objection to adjourning. There being no objection, the meeting was adjourned.

Respectfully submitted:



Judge John Samson
Secretary



Nebraska Judicial Branch
Annual Caseload Report

County Courts

Fiscal Year 2018
July 1, 2017 to
June 30, 2018



Nebraska County Courts Annual Caseload Report

Fiscal Year 2018 — July 1, 2017 to June 30, 2018

This Annual County Court Caseload Report contains caseload statistics for Nebraska's 93 County Courts, grouped into twelve Judicial Districts. Statistics are compiled through extracts from the JUSTICE automated trial court case management system. Providing court statistics ensures transparency to the public and assists administration in ensuring efficient court practices.

Caseload statistics demonstrate the volume of cases in each jurisdiction and the changes that occur over time. Data are useful in determining staffing levels and for predicting the effect on caseloads due to changes in the law.

Caseload data is now produced with a new, more reliable reporting software tool. Prior to FY 2016, caseload data was extracted and aggregated monthly through a programmed process. The 10 year history section of this Caseload Report should not be compared to reports prior to FY 2016.

Reports are available for all levels of state appellate and trial courts at www.supremecourt.ne.gov > Administration > Publications and Reports.

Mission of the Nebraska Administrative Office of the Courts:

Under the direction of the Nebraska Supreme Court, the Administrative Office of the Courts' mission is to ensure the public has equal access to justice, using leadership, education, technology, and administrative services to implement consistent, efficient, and effective court practices.

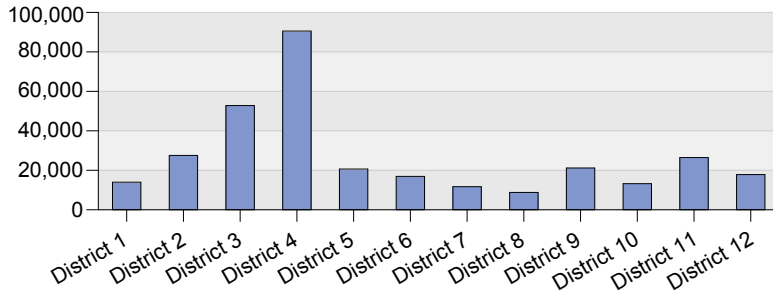


Corey R. Steel | Nebraska State Court Administrator
Nebraska Supreme Court

Rm. 1213 State Capitol | P.O. Box 98910 | Lincoln, NE 68509
T 402.471.3730 | F 402.471.2197
www.supremecourt.ne.gov

Fiscal Year 2018 Nebraska County Court Adult Annual Cases Opened

Fiscal Year 2018 County Court Adult Cases Opened by District



Historical Case Opened			
Year	Adult Court	Juvenile Court	Total Case Filings
FY 2009	420,788	6,631	427,419
FY 2010	393,867	5,745	399,612
FY 2011	391,328	5,733	397,061
FY 2012	380,391	5,896	386,287
FY 2013	354,931	5,354	360,285
FY 2014	341,648	4,868	346,516
FY 2015	328,424	5,225	333,649
FY 2016	327,552	5,192	332,744
FY 2017	325,706	5,158	330,864
FY 2018	321,462	4,834	326,296

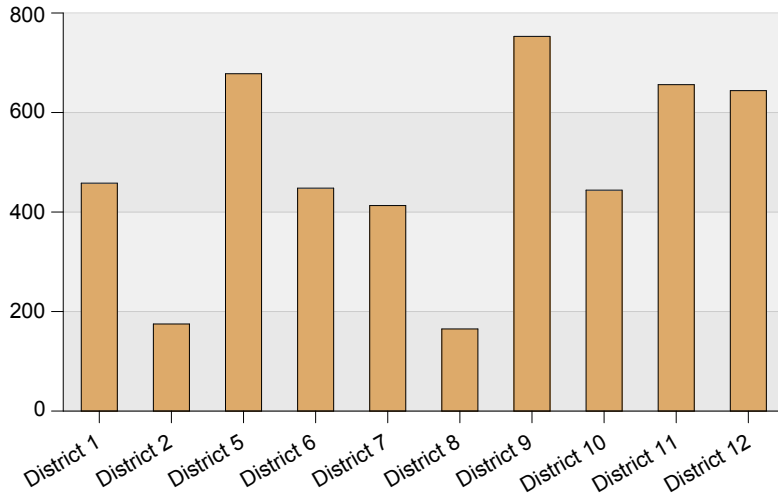
Fiscal Year 2018 Adult Court Cases Opened by Category and District

	MISD/ Ordinance Traffic	MISD/Ordinance Non-Traffic	Felony	Civil	Small Claims	Probate/ Inheritance Tax	Guardian/ Conservator	Adoption	Summary
District 1	6,889	2,456	568	3,405	162	338	101	44	13,963
District 2	11,762	5,986	1,411	7,463	212	470	140	89	27,533
District 3	19,257	15,072	2,750	13,975	494	788	337	126	52,799
District 4	27,197	28,227	5,163	26,681	1,071	1,210	670	322	90,541
District 5	8,842	4,217	942	5,597	251	588	119	60	20,616
District 6	6,702	4,472	1,036	3,998	177	385	100	41	16,911
District 7	5,417	2,498	618	2,535	184	345	70	28	11,695
District 8	3,863	1,674	411	2,192	200	347	58	20	8,765
District 9	7,836	4,659	1,477	6,430	243	327	108	80	21,160
District 10	5,631	2,263	496	4,218	132	349	86	44	13,219
District 11	11,885	6,215	1,445	5,911	337	429	139	78	26,439
District 12	6,855	4,397	1,342	4,410	308	361	89	59	17,821
Summary	122,136	82,136	17,659	86,815	3,771	5,937	2,017	991	321,462

3,412 domestic relations cases were referred to county judges.

Fiscal Year 2018 Nebraska County Court Juvenile Annual Cases Opened

Fiscal Year 2018 County Court Juvenile Cases Opened by District



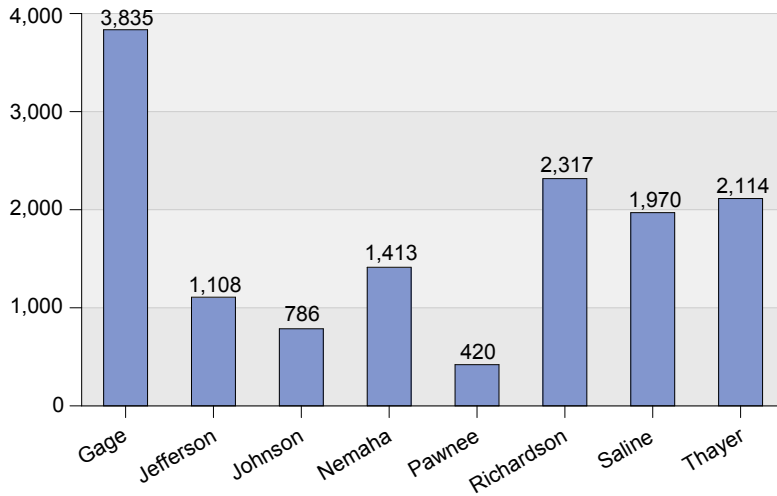
Historical Cases Opened			
Year	Adult Court	Juvenile Court	Total Case Filings
FY 2009	420,788	6,631	427,419
FY 2010	393,867	5,745	399,612
FY 2011	391,328	5,733	397,061
FY 2012	380,391	5,896	386,287
FY 2013	354,931	5,354	360,285
FY 2014	341,648	4,868	346,516
FY 2015	328,424	5,225	333,649
FY 2016	327,552	5,192	332,744
FY 2017	325,706	5,158	330,864
FY 2018	321,462	4,834	326,296

Fiscal Year 2018 Juvenile Court Cases Opened by Category and District

	Misdemeanor (1)	Felony (2)	Neglected / Dependent (3A)	Status Offender (3B)	Mentally Ill and Dangerous (3C)	Infraction (4)	Parental (5-8)	Summary
District 1	235	34	108	77	0	4	0	458
District 2	95	15	24	40	1	0	0	175
District 5	370	52	125	66	1	64	0	678
District 6	214	55	115	59	1	2	2	448
District 7	276	28	78	23	5	3	0	413
District 8	85	23	46	11	0	0	0	165
District 9	450	103	106	89	2	0	3	753
District 10	205	25	110	38	4	57	5	444
District 11	309	55	192	77	6	15	2	656
District 12	359	51	152	61	10	3	8	644
Summary	2,598	441	1,056	541	30	148	20	4,834

1st Judicial District - County Court Adult Cases Opened

Fiscal Year 2018 County Court Adult Cases Opened by District



Historical Cases Opened			
Year	Adult Court	Juvenile Court	Total Case Filings
FY 2009	15,382	388	15,770
FY 2010	13,368	414	13,782
FY 2011	13,214	395	13,609
FY 2012	13,060	500	13,560
FY 2013	11,570	493	12,063
FY 2014	12,801	430	13,231
FY 2015	12,232	459	12,691
FY 2016	13,973	478	14,451
FY 2017	15,021	463	15,484
FY 2018	13,963	458	14,421

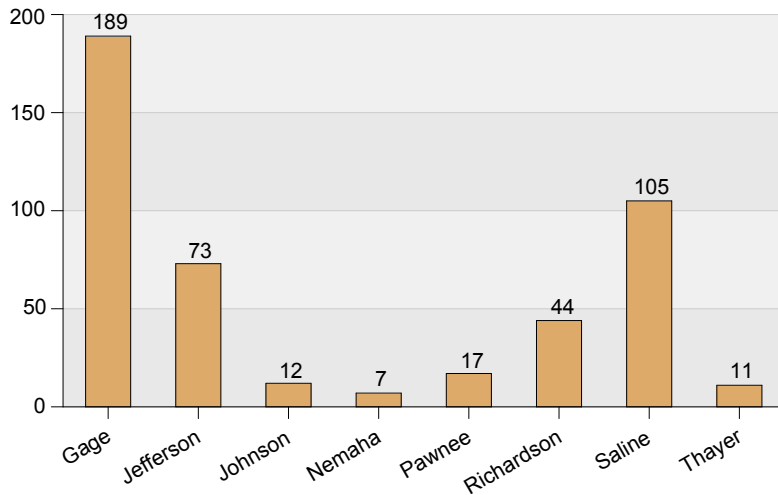
Fiscal Year 2018 Adult Court Cases Opened by County and Category

	MISD/Ordinance Traffic	MISD/Ordinance Non-Traffic	Felony	Civil	Small Claims	Probate/Inheritance Tax	Guardian/Conservator	Adoption	Summary
Gage	1,396	822	232	1,215	37	88	30	15	3,835
Jefferson	363	217	64	405	12	34	9	4	1,108
Johnson	346	140	47	208	10	24	9	2	786
Nemaha	796	204	47	316	15	22	5	8	1,413
Pawnee	177	74	18	114	6	27	2	2	420
Richardson	1,352	415	74	364	50	46	11	5	2,317
Saline	791	415	66	588	22	59	26	3	1,970
Thayer	1,668	169	20	195	10	38	9	5	2,114
Summary	6,889	2,456	568	3,405	162	338	101	44	13,963

174 domestic relations cases were referred to county judges.

1st Judicial District - County Court Juvenile Cases Opened

Fiscal Year 2018 County Court Juvenile Cases Opened by District



Historical Cases Opened			
Year	Adult Court	Juvenile Court	Total Case Filings
FY 2009	15,382	388	15,770
FY 2010	13,368	414	13,782
FY 2011	13,214	395	13,609
FY 2012	13,060	500	13,560
FY 2013	11,570	493	12,063
FY 2014	12,801	430	13,231
FY 2015	12,232	459	12,691
FY 2016	13,973	478	14,451
FY 2017	15,021	463	15,484
FY 2018	13,963	458	14,421

Fiscal Year 2018 Juvenile Court Cases Opened by County and Category

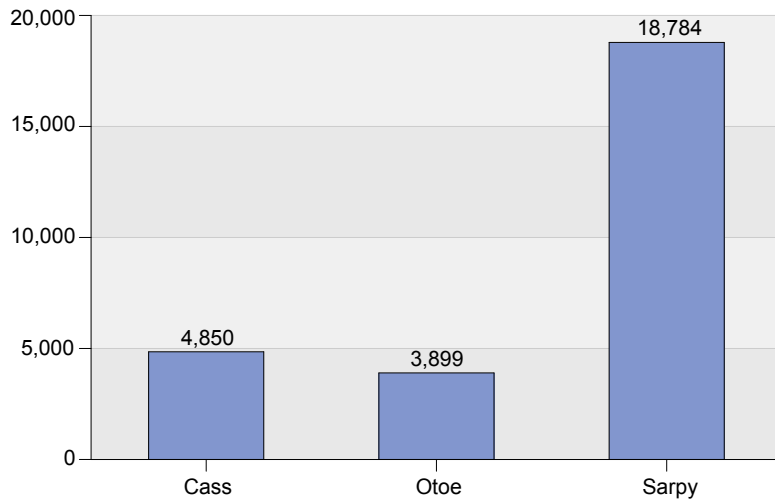
	Misdemeanor (1)	Felony (2)	Neglected / Dependent (3A)	Status Offender (3B)	Infraction (4)	Summary
Gage	84	13	39	53	0	189
Jefferson	39	8	16	10	0	73
Johnson	7	1	3	1	0	12
Nemaha	0	0	6	1	0	7
Pawnee	4	0	11	2	0	17
Richardson	26	6	7	5	0	44
Saline	70	5	25	2	3	105
Thayer	5	1	1	3	1	11
Summary	235	34	108	77	4	458

Saline County had 50 Juvenile 3A cases opened which involved 96 children.

Unless otherwise noted, one juvenile case was opened per child involved.

2nd Judicial District - County Court Adult Cases Opened

Fiscal Year 2018 County Court Adult Cases Opened by District



Historical Cases Opened

Year	Adult Court	Juvenile Court	Total Case Filings
FY 2009	39,002	342	39,344
FY 2010	35,660	284	35,944
FY 2011	33,764	248	34,012
FY 2012	31,223	266	31,489
FY 2013	28,533	233	28,766
FY 2014	27,961	213	28,174
FY 2015	27,312	230	27,542
FY 2016	27,510	194	27,704
FY 2017	27,929	206	28,135
FY 2018	27,533	175	27,708

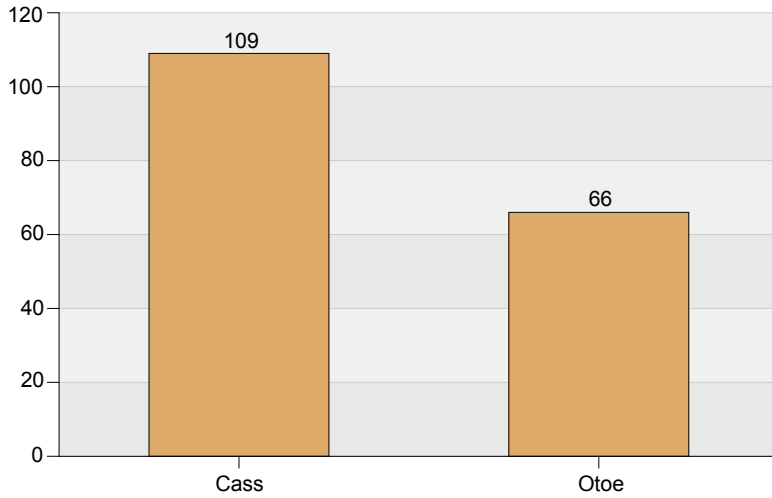
Fiscal Year 2018 Adult Court Cases Opened by County and Category

	MISD/ Ordinance Traffic	MISD/Ordinance Non-Traffic	Felony	Civil	Small Claims	Probate/ Inheritance Tax	Guardian/ Conservator	Adoption	Summary
Cass	2,781	778	140	1,011	26	85	22	7	4,850
Otoe	2,411	475	104	800	26	64	12	7	3,899
Sarpy	6,570	4,733	1,167	5,652	160	321	106	75	18,784
Summary	11,762	5,986	1,411	7,463	212	470	140	89	27,533

252 domestic relations cases were referred to county judges.

2nd Judicial District - County Court Juvenile Cases Opened

Fiscal Year 2018 County Court Juvenile Cases Opened by District



Historical Cases Opened			
Year	Adult Court	Juvenile Court	Total Case Filings
FY 2009	39,002	342	39,344
FY 2010	35,660	284	35,944
FY 2011	33,764	248	34,012
FY 2012	31,223	266	31,489
FY 2013	28,533	233	28,766
FY 2014	27,961	213	28,174
FY 2015	27,312	230	27,542
FY 2016	27,510	194	27,704
FY 2017	27,929	206	28,135
FY 2018	27,533	175	27,708

Fiscal Year 2018 Juvenile Court Cases Opened by County and Category

	Misdemeanor (1)	Felony (2)	Neglected / Dependent (3A)	Status Offender (3B)	Mentally Ill and Dangerous (3C)	Summary
Cass	60	10	13	25	1	109
Otoe	35	5	11	15	0	66
Summary	95	15	24	40	1	175

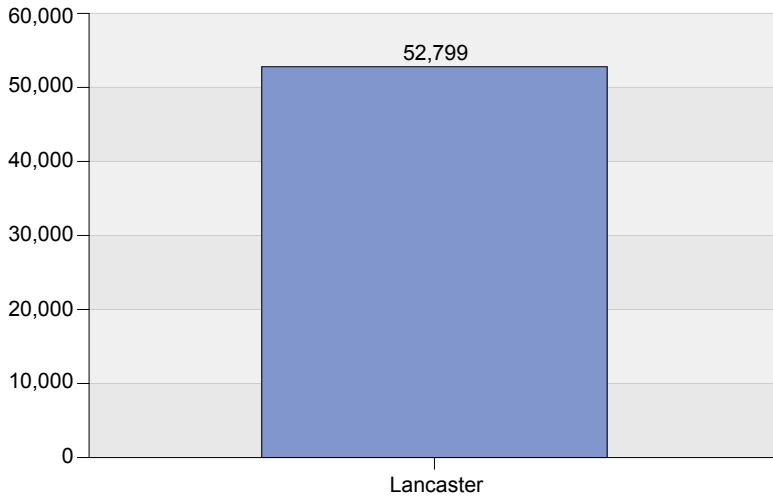
Otoe County had 22 Juvenile 3A cases opened which involved 48 children.

Cass County had 26 Juvenile 3A cases opened which involved 60 children.

Unless otherwise noted, one juvenile case was opened per child involved.

3rd Judicial District - County Court Adult Cases Opened

Fiscal Year 2018 County Court Adult Cases Opened by District



Historical Cases Opened

Year	Adult Court	Juvenile Court	Total Case Filings
FY 2009	72,920	0	72,920
FY 2010	66,740	0	66,740
FY 2011	64,494	0	64,494
FY 2012	63,178	0	63,178
FY 2013	59,051	0	59,051
FY 2014	61,824	0	61,824
FY 2015	57,886	0	57,886
FY 2016	55,820	0	55,820
FY 2017	54,575	0	54,575
FY 2018	52,799	0	52,799

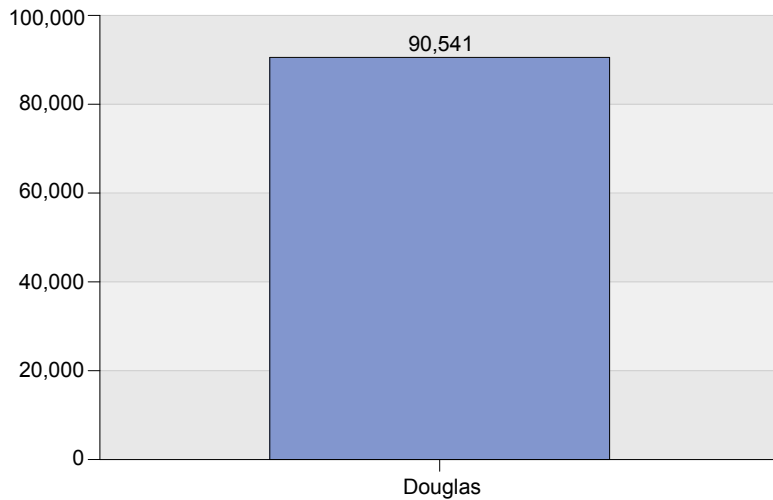
Fiscal Year 2018 Adult Court Cases Opened by County and Category

	MISD/ Ordinance Traffic	MISD/Ordinance Non-Traffic	Felony	Civil	Small Claims	Probate/ Inheritance Tax	Guardian/ Conservator	Adoption	Summary
Lancaster	19,257	15,072	2,750	13,975	494	788	337	126	52,799
Summary	19,257	15,072	2,750	13,975	494	788	337	126	52,799

399 domestic relations cases were referred to county judges.

4th Judicial District - County Court Adult Cases Opened

Fiscal Year 2018 County Court Adult Cases Opened by District



Historical Cases Opened

Year	Adult Court	Juvenile Court	Total Case Filings
FY 2009	115,055	0	115,055
FY 2010	109,835	0	109,835
FY 2011	115,416	0	115,416
FY 2012	114,988	0	114,988
FY 2013	102,461	0	102,461
FY 2014	92,279	0	92,279
FY 2015	86,479	0	86,479
FY 2016	87,214	0	87,214
FY 2017	87,712	0	87,712
FY 2018	90,541	0	90,541

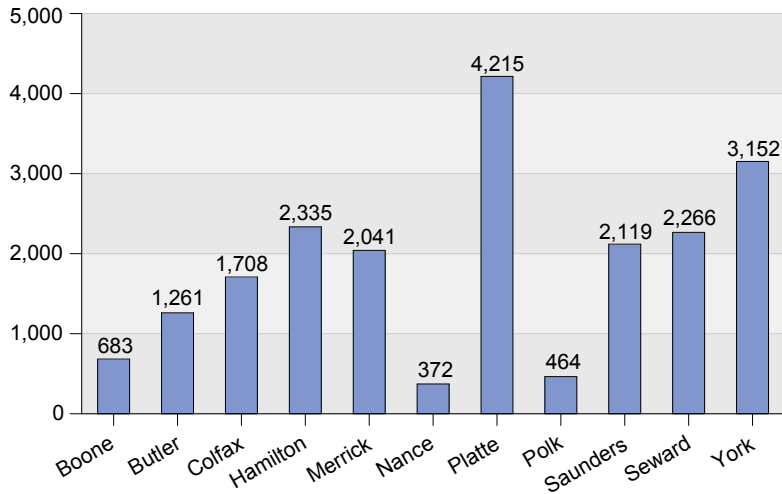
Fiscal Year 2018 Adult Court Cases Opened by County and Category

	MISD/ Ordinance Traffic	MISD/Ordinance Non-Traffic	Felony	Civil	Small Claims	Probate/ Inheritance Tax	Guardian/ Conservator	Adoption	Summary
Douglas	27,197	28,227	5,163	26,681	1,071	1,210	670	322	90,541
Summary	27,197	28,227	5,163	26,681	1,071	1,210	670	322	90,541

1,733 domestic relations cases were referred to county judges.

5th Judicial District - County Court Adult Cases Opened

Fiscal Year 2018 County Court Adult Cases Opened by District



Historical Cases Opened			
Year	Adult Court	Juvenile Court	Total Case Filings
FY 2009	24,241	1,178	25,419
FY 2010	22,856	968	23,824
FY 2011	22,448	887	23,335
FY 2012	21,154	858	22,012
FY 2013	20,559	841	21,400
FY 2014	19,515	784	20,299
FY 2015	19,574	855	20,429
FY 2016	19,242	803	20,045
FY 2017	19,413	797	20,210
FY 2018	20,616	678	21,294

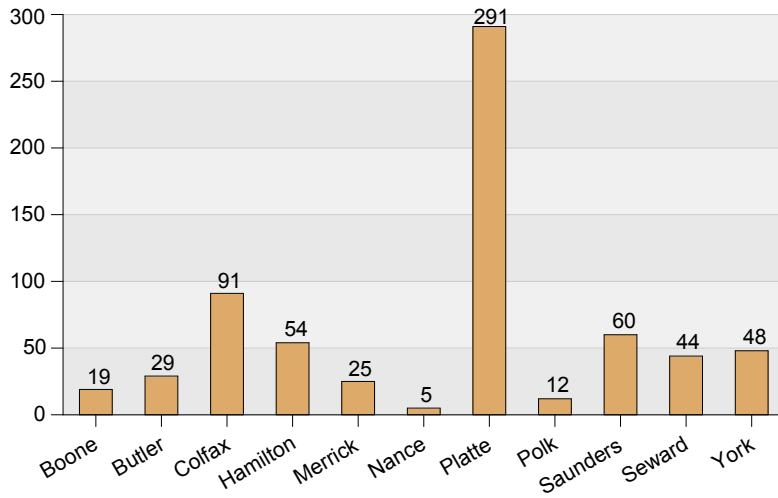
Fiscal Year 2018 Adult Court Cases Opened by County and Category

	MISD/ Ordinance Traffic	MISD/Ordinance Non-Traffic	Felony	Civil	Small Claims	Probate/ Inheritance Tax	Guardian/ Conservator	Adoption	Summary
Boone	248	67	24	293	8	27	13	3	683
Butler	453	335	62	333	18	55	3	2	1,261
Colfax	780	449	70	335	24	32	14	4	1,708
Hamilton	1,403	375	67	428	12	42	6	2	2,335
Merrick	1,172	330	55	416	17	35	11	5	2,041
Nance	100	63	16	148	18	20	5	2	372
Platte	1,286	1,096	244	1,353	74	130	20	12	4,215
Polk	132	60	11	221	4	27	7	2	464
Saunders	726	464	95	692	32	86	17	7	2,119
Seward	1,067	412	119	562	21	60	10	15	2,266
York	1,475	566	179	816	23	74	13	6	3,152
Summary	8,842	4,217	942	5,597	251	588	119	60	20,616

150 domestic relations cases were referred to county judges.

5th Judicial District - County Court Juvenile Cases Opened

Fiscal Year 2018 County Court Juvenile Cases Opened by District



Historical Cases Opened			
Year	Adult Court	Juvenile Court	Total Case Filings
FY 2009	24,241	1,178	25,419
FY 2010	22,856	968	23,824
FY 2011	22,448	887	23,335
FY 2012	21,154	858	22,012
FY 2013	20,559	841	21,400
FY 2014	19,515	784	20,299
FY 2015	19,574	855	20,429
FY 2016	19,242	803	20,045
FY 2017	19,413	797	20,210
FY 2018	20,616	678	21,294

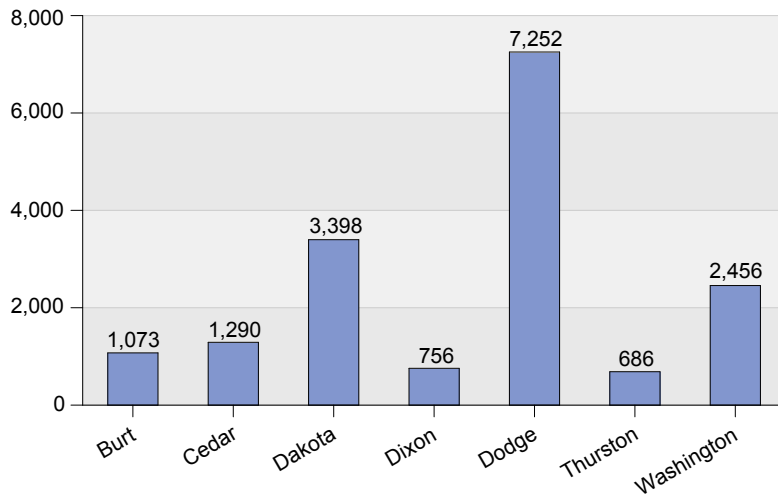
Fiscal Year 2018 Juvenile Court Cases Opened by County and Category

	Misdemeanor (1)	Felony (2)	Neglected / Dependent (3A)	Status Offender (3B)	Mentally Ill and Dangerous (3C)	Infraction (4)	Summary
Boone	8	2	3	3	0	3	19
Butler	18	2	6	2	0	1	29
Colfax	62	4	4	4	0	17	91
Hamilton	41	4	3	6	0	0	54
Merrick	17	3	2	3	0	0	25
Nance	1	1	3	0	0	0	5
Platte	162	21	41	26	1	40	291
Polk	2	1	7	1	0	1	12
Saunders	9	5	35	11	0	0	60
Seward	25	4	8	5	0	2	44
York	25	5	13	5	0	0	48
Summary	370	52	125	66	1	64	678

Unless otherwise noted, one juvenile case was opened per child involved.

6th Judicial District - County Court Adult Cases Opened

Fiscal Year 2018 County Court Adult Cases Opened by District



Historical Cases Opened

Year	Adult Court	Juvenile Court	Total Case Filings
FY 2009	23,339	626	23,965
FY 2010	22,098	552	22,650
FY 2011	20,767	613	21,380
FY 2012	19,274	617	19,891
FY 2013	18,054	451	18,505
FY 2014	17,036	473	17,509
FY 2015	17,530	462	17,992
FY 2016	17,586	437	18,023
FY 2017	16,637	420	17,057
FY 2018	16,911	448	17,359

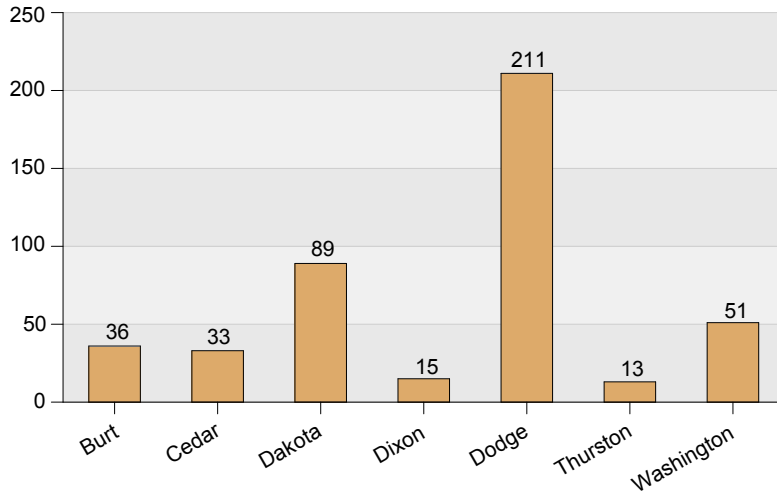
Fiscal Year 2018 Adult Court Cases Opened by County and Category

	MISD/ Ordinance Traffic	MISD/Ordinance Non-Traffic	Felony	Civil	Small Claims	Probate/ Inheritance Tax	Guardian/ Conservator	Adoption	Summary
Burt	544	223	28	224	15	30	4	5	1,073
Cedar	726	285	52	161	6	49	5	6	1,290
Dakota	1,397	1,046	314	543	51	42	4	1	3,398
Dixon	387	186	13	125	4	38	3	0	756
Dodge	2,468	1,898	445	2,128	72	151	65	25	7,252
Thurston	278	181	24	175	1	23	4	0	686
Washington	902	653	160	642	28	52	15	4	2,456
Summary	6,702	4,472	1,036	3,998	177	385	100	41	16,911

207 domestic relations cases were referred to county judges.

6th Judicial District - County Court Juvenile Cases Opened

Fiscal Year 2018 County Court Juvenile Cases Opened by District



Historical Cases Opened			
Year	Adult Court	Juvenile Court	Total Case Filings
FY 2009	23,339	626	23,965
FY 2010	22,098	552	22,650
FY 2011	20,767	613	21,380
FY 2012	19,274	617	19,891
FY 2013	18,054	451	18,505
FY 2014	17,036	473	17,509
FY 2015	17,530	462	17,992
FY 2016	17,586	437	18,023
FY 2017	16,637	420	17,057
FY 2018	16,911	448	17,359

Fiscal Year 2018 Juvenile Court Cases Opened by County and Category

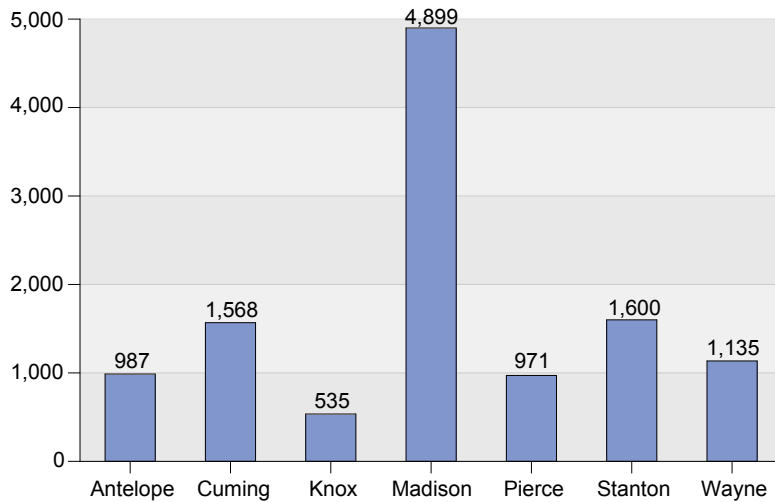
	Misdemeanor (1)	Felony (2)	Neglected / Dependent (3A)	Status Offender (3B)	Mentally Ill and Dangerous (3C)	Infraction (4)	Parental (5-8)	Summary
Burt	16	5	9	6	0	0	0	36
Cedar	23	4	5	0	1	0	0	33
Dakota	51	13	21	4	0	0	0	89
Dixon	4	1	5	3	0	0	2	15
Dodge	88	17	62	42	0	2	0	211
Thurston	7	2	3	1	0	0	0	13
Washington	25	13	10	3	0	0	0	51
Summary	214	55	115	59	1	2	2	448

Washington County had 20 Juvenile 3A cases opened which involved 30 children.

Unless otherwise noted, one juvenile case was opened per child involved.

7th Judicial District - County Court Adult Cases Opened

Fiscal Year 2018 County Court Adult Cases Opened by District



Historical Cases Opened

Year	Adult Court	Juvenile Court	Total Case Filings
FY 2009	16,225	408	16,633
FY 2010	14,800	333	15,133
FY 2011	14,583	333	14,916
FY 2012	14,074	290	14,364
FY 2013	13,888	275	14,163
FY 2014	12,711	275	12,986
FY 2015	12,328	337	12,665
FY 2016	12,125	345	12,470
FY 2017	12,060	370	12,430
FY 2018	11,695	413	12,108

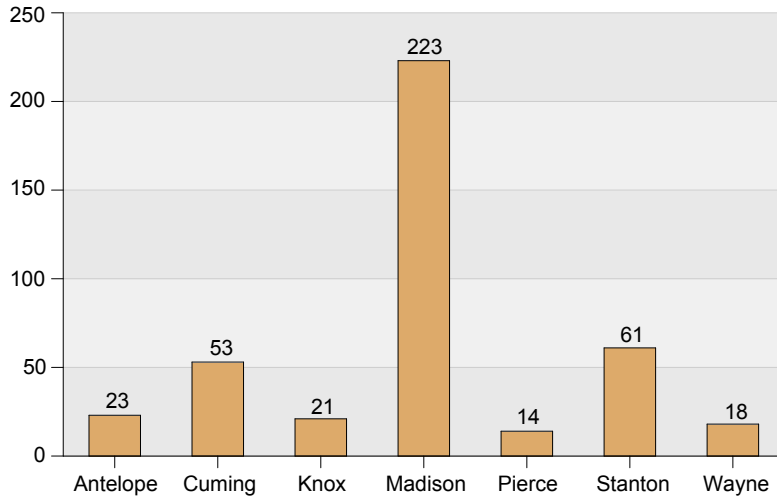
Fiscal Year 2018 Adult Court Cases Opened by County and Category

	MISD/ Ordinance Traffic	MISD/Ordinance Non-Traffic	Felony	Civil	Small Claims	Probate/ Inheritance Tax	Guardian/ Conservator	Adoption	Summary
Antelope	450	179	59	226	32	36	5	0	987
Cuming	1,020	193	29	263	8	48	3	4	1,568
Knox	161	162	13	135	17	35	10	2	535
Madison	1,558	1,345	411	1,342	77	124	29	13	4,899
Pierce	597	89	27	212	9	28	6	3	971
Stanton	1,027	323	39	170	8	26	6	1	1,600
Wayne	604	207	40	187	33	48	11	5	1,135
Summary	5,417	2,498	618	2,535	184	345	70	28	11,695

75 domestic relations cases were referred to county judges.

7th Judicial District - County Court Juvenile Cases Opened

Fiscal Year 2018 County Court Juvenile Cases Opened by District



Historical Cases Opened			
Year	Adult Court	Juvenile Court	Total Case Filings
FY 2009	16,225	408	16,633
FY 2010	14,800	333	15,133
FY 2011	14,583	333	14,916
FY 2012	14,074	290	14,364
FY 2013	13,888	275	14,163
FY 2014	12,711	275	12,986
FY 2015	12,328	337	12,665
FY 2016	12,125	345	12,470
FY 2017	12,060	370	12,430
FY 2018	11,695	413	12,108

Fiscal Year 2018 Juvenile Court Cases Opened by County and Category

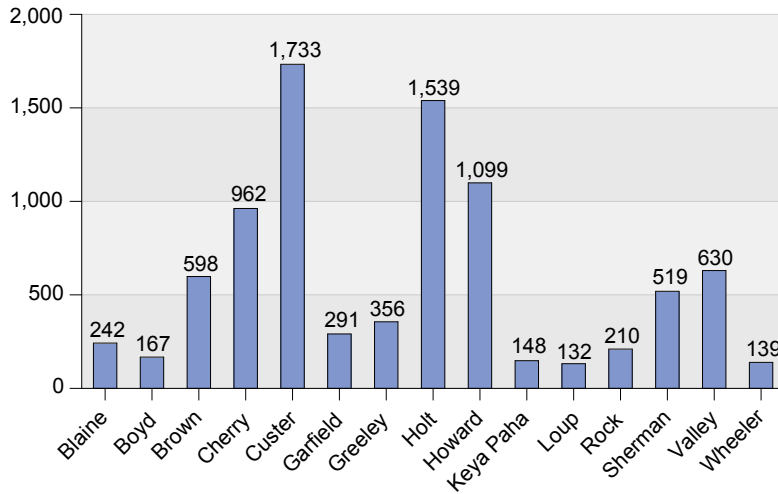
	Misdemeanor (1)	Felony (2)	Neglected / Dependent (3A)	Status Offender (3B)	Mentally Ill and Dangerous (3C)	Infraction (4)	Summary
Antelope	12	2	4	5	0	0	23
Cuming	27	2	23	1	0	0	53
Knox	15	0	0	3	0	3	21
Madison	160	18	32	9	4	0	223
Pierce	6	0	7	1	0	0	14
Stanton	48	3	6	3	1	0	61
Wayne	8	3	6	1	0	0	18
Summary	276	28	78	23	5	3	413

Madison County had 64 Juvenile 3A cases opened which involved 112 children.

Unless otherwise noted, one juvenile case was opened per child involved.

8th Judicial District - County Court Adult Cases Opened

Fiscal Year 2018 County Court Adult Cases Opened by District



Historical Cases Opened			
Year	Adult Court	Juvenile Court	Total Case Filings
FY 2009	12,474	187	12,661
FY 2010	12,402	180	12,582
FY 2011	12,717	167	12,884
FY 2012	12,191	169	12,360
FY 2013	11,612	151	11,763
FY 2014	11,264	153	11,417
FY 2015	10,523	187	10,710
FY 2016	9,576	175	9,751
FY 2017	9,626	195	9,821
FY 2018	8,765	165	8,930

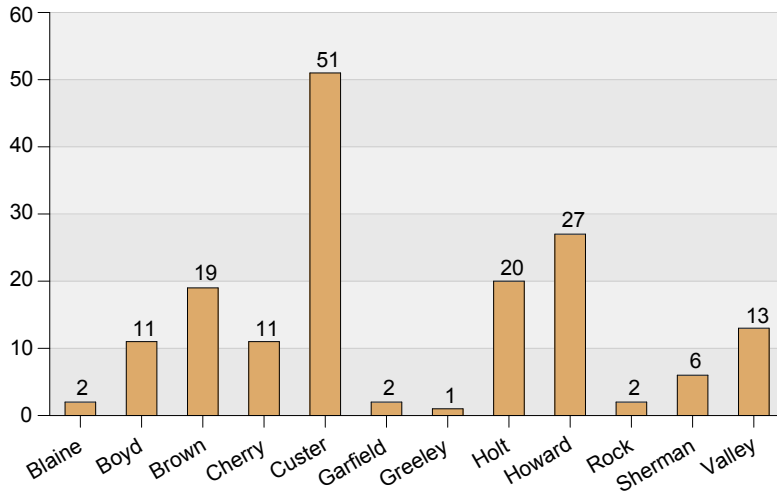
Fiscal Year 2018 Adult Court Cases Opened by County and Category

	MISD/ Ordinance Traffic	MISD/Ordinance Non-Traffic	Felony	Civil	Small Claims	Probate/ Inheritance Tax	Guardian/ Conservator	Adoption	Summary
Blaine	208	18	1	14	0	0	0	1	242
Boyd	56	36	6	49	3	14	2	1	167
Brown	212	142	57	134	19	27	4	3	598
Cherry	319	286	50	240	15	43	8	1	962
Custer	715	285	74	550	39	57	11	2	1,733
Garfield	100	86	6	70	6	21	2	0	291
Greeley	221	34	5	73	1	18	3	1	356
Holt	712	240	71	360	80	64	11	1	1,539
Howard	527	211	74	246	8	27	3	3	1,099
Keya Paha	99	18	1	24	1	4	1	0	148
Loup	52	43	0	27	1	9	0	0	132
Rock	138	12	3	40	1	9	7	0	210
Sherman	184	135	18	152	7	20	2	1	519
Valley	228	119	39	188	18	29	3	6	630
Wheeler	92	9	6	25	1	5	1	0	139
Summary	3,863	1,674	411	2,192	200	347	58	20	8,765

46 domestic relations cases were referred to county judges.

8th Judicial District - County Court Juvenile Cases Opened

Fiscal Year 2018 County Court Juvenile Cases Opened by District



Historical Cases Opened			
Year	Adult Court	Juvenile Court	Total Case Filings
FY 2009	12,474	187	12,661
FY 2010	12,402	180	12,582
FY 2011	12,717	167	12,884
FY 2012	12,191	169	12,360
FY 2013	11,612	151	11,763
FY 2014	11,264	153	11,417
FY 2015	10,523	187	10,710
FY 2016	9,576	175	9,751
FY 2017	9,626	195	9,821
FY 2018	8,765	165	8,930

Fiscal Year 2018 Juvenile Court Cases Opened by County and Category

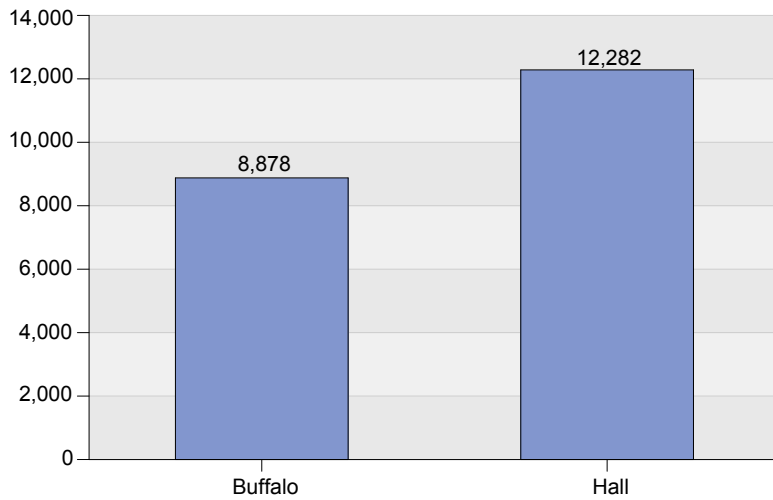
	Misdemeanor (1)	Felony (2)	Neglected / Dependent (3A)	Status Offender (3B)	Summary
Blaine	1	0	1	0	2
Boyd	7	0	4	0	11
Brown	12	2	3	2	19
Cherry	9	0	2	0	11
Custer	17	10	22	2	51
Garfield	1	1	0	0	2
Greeley	1	0	0	0	1
Holt	9	4	4	3	20
Howard	18	3	5	1	27
Rock	1	0	1	0	2
Sherman	6	0	0	0	6
Valley	3	3	4	3	13
Summary	85	23	46	11	165

Cherry County had 4 Juvenile 3A cases opened which involved 6 children.

Unless otherwise noted, one juvenile case was opened per child involved.

9th Judicial District - County Court Adult Cases Opened

Fiscal Year 2018 County Court Adult Cases Opened by District



Historical Cases Opened

Year	Adult Court	Juvenile Court	Total Case Filings
FY 2009	26,767	794	27,561
FY 2010	25,994	855	26,849
FY 2011	25,902	905	26,807
FY 2012	24,317	1,011	25,328
FY 2013	23,632	869	24,501
FY 2014	22,769	763	23,532
FY 2015	22,224	886	23,110
FY 2016	21,952	770	22,722
FY 2017	21,763	784	22,547
FY 2018	21,160	753	21,913

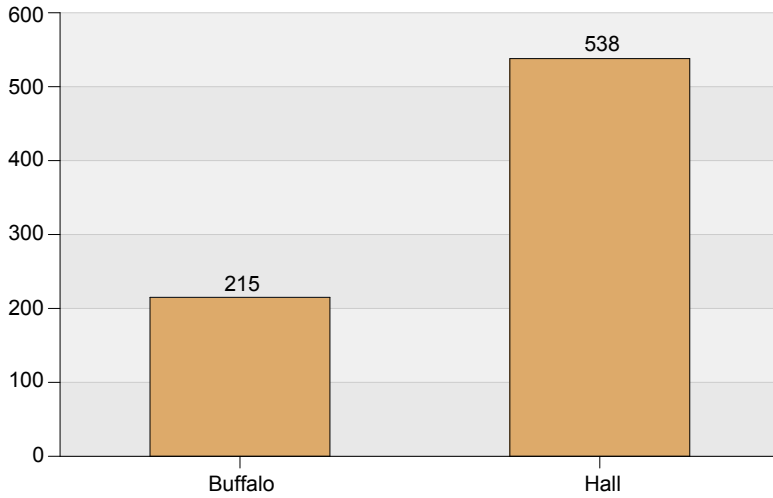
Fiscal Year 2018 Adult Court Cases Opened by County and Category

	MISD/ Ordinance Traffic	MISD/Ordinance Non-Traffic	Felony	Civil	Small Claims	Probate/ Inheritance Tax	Guardian/ Conservator	Adoption	Summary
Buffalo	3,719	1,903	497	2,461	72	140	46	40	8,878
Hall	4,117	2,756	980	3,969	171	187	62	40	12,282
Summary	7,836	4,659	1,477	6,430	243	327	108	80	21,160

223 domestic relations cases were referred to county judges.

9th Judicial District - County Court Juvenile Cases Opened

Fiscal Year 2018 County Court Juvenile Cases Opened by District



Historical Cases Opened			
Year	Adult Court	Juvenile Court	Total Case Filings
FY 2009	26,767	794	27,561
FY 2010	25,994	855	26,849
FY 2011	25,902	905	26,807
FY 2012	24,317	1,011	25,328
FY 2013	23,632	869	24,501
FY 2014	22,769	763	23,532
FY 2015	22,224	886	23,110
FY 2016	21,952	770	22,722
FY 2017	21,763	784	22,547
FY 2018	21,160	753	21,913

Fiscal Year 2018 Juvenile Court Cases Opened by County and Category

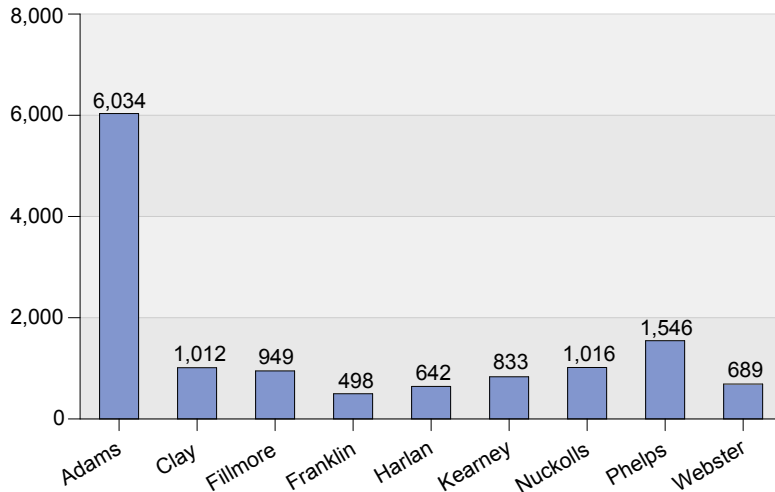
	Misdemeanor (1)	Felony (2)	Neglected / Dependent (3A)	Status Offender (3B)	Mentally Ill and Dangerous (3C)	Parental (5-8)	Summary
Buffalo	91	35	71	16	1	1	215
Hall	359	68	35	73	1	2	538
Summary	450	103	106	89	2	3	753

Hall County had 70 Juvenile 3A cases opened which involved 100 children.

Unless otherwise noted, one juvenile case was opened per child involved.

10th Judicial District - County Court Adult Cases Opened

Fiscal Year 2018 County Court Adult Cases Opened by District



Historical Cases Opened

Year	Adult Court	Juvenile Court	Total Case Filings
FY 2009	15,423	741	16,164
FY 2010	14,986	480	15,466
FY 2011	15,135	494	15,629
FY 2012	14,710	639	15,349
FY 2013	14,185	479	14,664
FY 2014	13,903	513	14,416
FY 2015	12,982	492	13,474
FY 2016	13,334	474	13,808
FY 2017	13,757	506	14,263
FY 2018	13,219	444	13,663

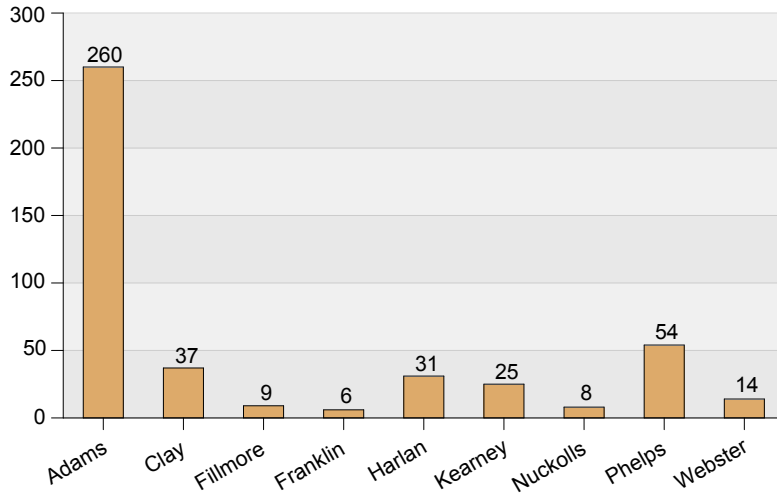
Fiscal Year 2018 Adult Court Cases Opened by County and Category

	MISD/ Ordinance Traffic	MISD/Ordinance Non-Traffic	Felony	Civil	Small Claims	Probate/ Inheritance Tax	Guardian/ Conservator	Adoption	Summary
Adams	1,994	1,183	247	2,414	31	105	41	19	6,034
Clay	581	99	18	277	6	27	3	1	1,012
Fillmore	502	104	36	242	18	37	5	5	949
Franklin	202	82	23	157	9	18	4	3	498
Harlan	328	147	23	106	10	21	7	0	642
Kearney	336	134	31	277	6	39	8	2	833
Nuckolls	637	130	19	184	9	29	5	3	1,016
Phelps	646	304	93	406	38	42	8	9	1,546
Webster	405	80	6	155	5	31	5	2	689
Summary	5,631	2,263	496	4,218	132	349	86	44	13,219

38 domestic relations cases were referred to county judges.

10th Judicial District - County Court Juvenile Cases Opened

Fiscal Year 2018 County Court Juvenile Cases Opened by District



Historical Cases Opened			
Year	Adult Court	Juvenile Court	Total Case Filings
FY 2009	15,423	741	16,164
FY 2010	14,986	480	15,466
FY 2011	15,135	494	15,629
FY 2012	14,710	639	15,349
FY 2013	14,185	479	14,664
FY 2014	13,903	513	14,416
FY 2015	12,982	492	13,474
FY 2016	13,334	474	13,808
FY 2017	13,757	506	14,263
FY 2018	13,219	444	13,663

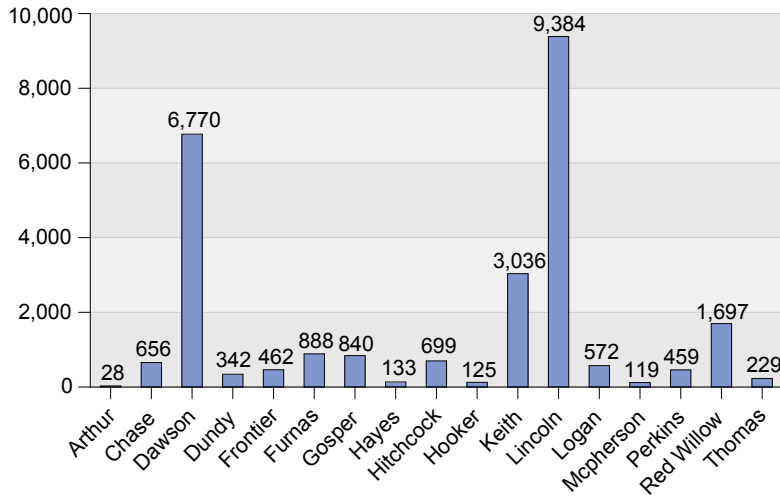
Fiscal Year 2018 Juvenile Court Cases Opened by County and Category

	Misdemeanor (1)	Felony (2)	Neglected / Dependent (3A)	Status Offender (3B)	Mentally Ill and Dangerous (3C)	Infraction (4)	Parental (5-8)	Summary
Adams	108	14	73	19	3	43	0	260
Clay	11	4	9	8	0	5	0	37
Fillmore	2	2	0	0	0	2	3	9
Franklin	4	0	2	0	0	0	0	6
Harlan	18	1	6	6	0	0	0	31
Kearney	12	1	8	3	0	1	0	25
Nuckolls	5	1	1	0	0	1	0	8
Phelps	37	0	9	1	0	5	2	54
Webster	8	2	2	1	1	0	0	14
Summary	205	25	110	38	4	57	5	444

Unless otherwise noted, one juvenile case was opened per child involved.

11th Judicial District - County Court Adult Cases Opened

Fiscal Year 2018 County Court Adult Cases Opened by District



Historical Cases Opened

Year	Adult Court	Juvenile Court	Total Case Filings
FY 2009	36,268	1,082	37,350
FY 2010	33,581	938	34,519
FY 2011	31,822	907	32,729
FY 2012	30,675	814	31,489
FY 2013	30,590	761	31,351
FY 2014	30,094	679	30,773
FY 2015	28,666	714	29,380
FY 2016	28,969	840	29,809
FY 2017	27,474	804	28,278
FY 2018	26,439	656	27,095

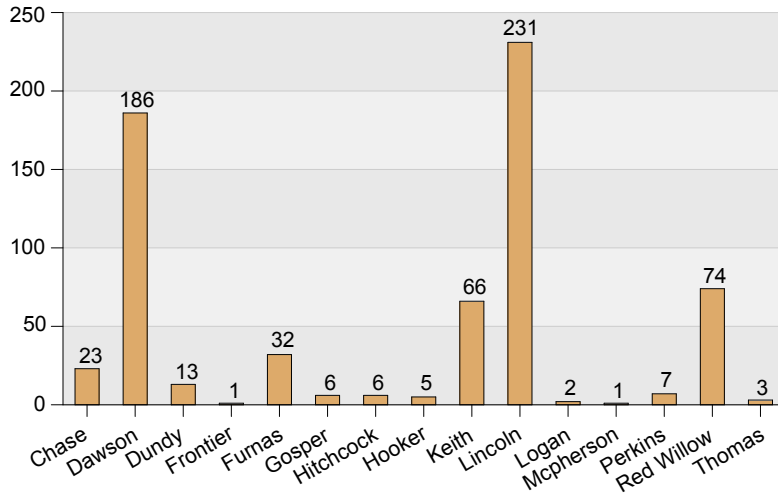
Fiscal Year 2018 Adult Court Cases Opened by County and Category

	MISD/ Ordinance Traffic	MISD/Ordinance Non-Traffic	Felony	Civil	Small Claims	Probate/ Inheritance Tax	Guardian/ Conservator	Adoption	Summary
Arthur	11	2	1	11	1	1	0	1	28
Chase	284	147	33	151	6	27	8	0	656
Dawson	3,291	1,396	417	1,494	57	70	28	17	6,770
Dundy	165	50	9	87	17	12	1	1	342
Frontier	136	149	12	138	12	9	5	1	462
Furnas	282	188	50	308	19	36	3	2	888
Gosper	526	159	23	108	12	11	1	0	840
Hayes	72	24	5	26	1	5	0	0	133
Hitchcock	304	188	17	157	10	18	2	3	699
Hooker	103	7	2	4	0	6	2	1	125
Keith	1,359	1,036	212	359	18	33	6	13	3,036
Lincoln	3,752	2,314	561	2,415	111	126	72	33	9,384
Logan	506	30	6	21	3	6	0	0	572
Mcperson	100	0	0	14	2	3	0	0	119
Perkins	257	75	13	84	9	17	3	1	459
Red Willow	560	428	81	511	58	46	8	5	1,697
Thomas	177	22	3	23	1	3	0	0	229
Summary	11,885	6,215	1,445	5,911	337	429	139	78	26,439

1 domestic relations cases were referred to county judges.

11th Judicial District - County Court Juvenile Cases Opened

Fiscal Year 2018 County Court Juvenile Cases Opened by District



Historical Cases Opened			
Year	Adult Court	Juvenile Court	Total Case Filings
FY 2009	36,268	1,082	37,350
FY 2010	33,581	938	34,519
FY 2011	31,822	907	32,729
FY 2012	30,675	814	31,489
FY 2013	30,590	761	31,351
FY 2014	30,094	679	30,773
FY 2015	28,666	714	29,380
FY 2016	28,969	840	29,809
FY 2017	27,474	804	28,278
FY 2018	26,439	656	27,095

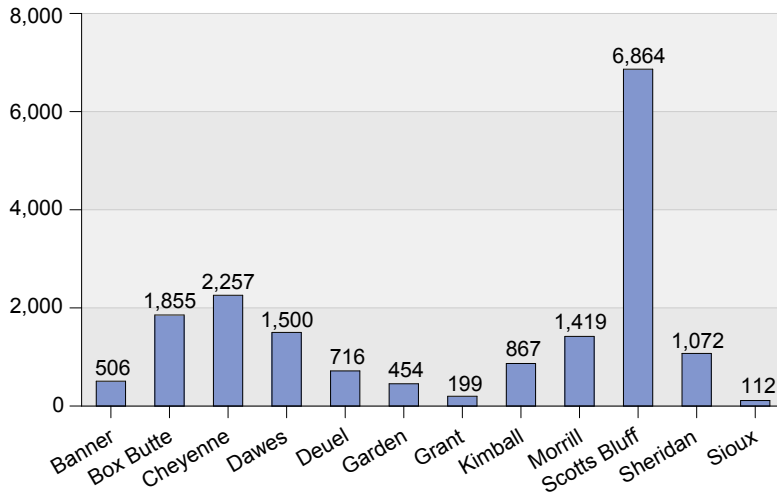
Fiscal Year 2018 Juvenile Court Cases Opened by County and Category

	Misdemeanor (1)	Felony (2)	Neglected / Dependent (3A)	Status Offender (3B)	Mentally Ill and Dangerous (3C)	Infraction (4)	Parental (5-8)	Summary
Chase	16	2	2	1	0	2	0	23
Dawson	92	21	66	7	0	0	0	186
Dundy	8	0	5	0	0	0	0	13
Frontier	1	0	0	0	0	0	0	1
Furnas	18	1	7	6	0	0	0	32
Gosper	1	0	4	0	0	1	0	6
Hitchcock	1	0	0	4	0	1	0	6
Hooker	0	0	5	0	0	0	0	5
Keith	37	7	13	7	2	0	0	66
Lincoln	92	16	73	34	3	11	2	231
Logan	0	2	0	0	0	0	0	2
Mcperson	1	0	0	0	0	0	0	1
Perkins	4	0	3	0	0	0	0	7
Red Willow	38	6	11	18	1	0	0	74
Thomas	0	0	3	0	0	0	0	3
Summary	309	55	192	77	6	15	2	656

Unless otherwise noted, one juvenile case was opened per child involved.

12th Judicial District - County Court Adult Cases Opened

Fiscal Year 2018 County Court Adult Cases Opened by District



Historical Cases Opened			
Year	Adult Court	Juvenile Court	Total Case Filings
FY 2009	23,692	885	24,577
FY 2010	21,547	741	22,288
FY 2011	21,066	784	21,850
FY 2012	21,547	732	22,279
FY 2013	20,796	801	21,597
FY 2014	19,491	585	20,076
FY 2015	20,688	603	21,291
FY 2016	20,251	676	20,927
FY 2017	19,739	613	20,352
FY 2018	17,821	644	18,465

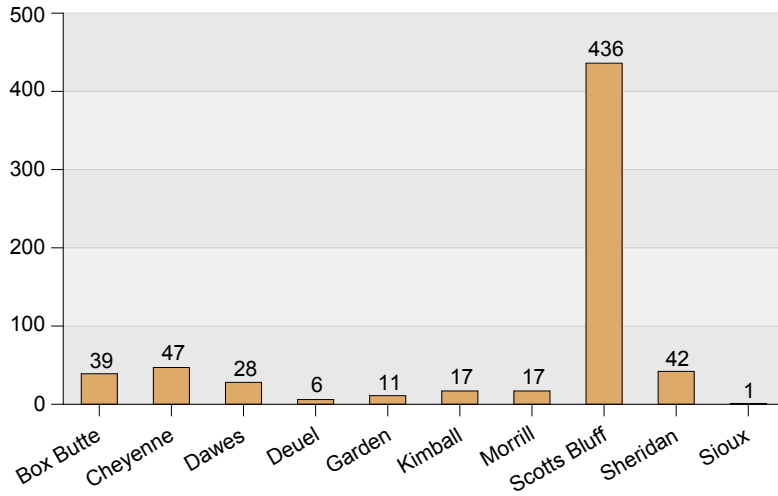
Fiscal Year 2018 Adult Court Cases Opened by County and Category

	MISD/ Ordinance Traffic	MISD/Ordinance Non-Traffic	Felony	Civil	Small Claims	Probate/ Inheritance Tax	Guardian/ Conservator	Adoption	Summary
Banner	414	43	22	23	1	1	2	0	506
Box Butte	575	396	118	660	49	36	10	11	1,855
Cheyenne	1,076	512	173	412	35	39	5	5	2,257
Dawes	606	485	59	266	37	39	6	2	1,500
Deuel	418	128	78	71	2	15	1	3	716
Garden	280	68	12	74	10	9	1	0	454
Grant	161	5	3	21	1	6	2	0	199
Kimball	479	133	64	149	15	20	5	2	867
Morrill	897	214	29	248	7	17	4	3	1,419
Scotts Bluff	1,408	2,094	716	2,314	126	126	47	33	6,864
Sheridan	490	298	68	149	19	43	5	0	1,072
Sioux	51	21	0	23	6	10	1	0	112
Summary	6,855	4,397	1,342	4,410	308	361	89	59	17,821

114 domestic relations cases were referred to county judges.

12th Judicial District - County Court Juvenile Cases Opened

Fiscal Year 2018 County Court Juvenile Cases Opened by District



Historical Cases Opened			
Year	Adult Court	Juvenile Court	Total Case Filings
FY 2009	23,692	885	24,577
FY 2010	21,547	741	22,288
FY 2011	21,066	784	21,850
FY 2012	21,547	732	22,279
FY 2013	20,796	801	21,597
FY 2014	19,491	585	20,076
FY 2015	20,688	603	21,291
FY 2016	20,251	676	20,927
FY 2017	19,739	613	20,352
FY 2018	17,821	644	18,465

Fiscal Year 2018 Juvenile Court Cases Opened by County and Category

	Misdemeanor (1)	Felony (2)	Neglected / Dependent (3A)	Status Offender (3B)	Mentally Ill and Dangerous (3C)	Infraction (4)	Parental (5-8)	Summary
Box Butte	31	2	2	4	0	0	0	39
Cheyenne	23	4	20	0	0	0	0	47
Dawes	21	0	5	1	0	1	0	28
Deuel	0	3	2	0	1	0	0	6
Garden	1	0	4	5	1	0	0	11
Kimball	3	4	6	3	0	0	1	17
Morrill	8	1	7	1	0	0	0	17
Scotts Bluff	245	35	98	44	7	0	7	436
Sheridan	27	2	7	3	1	2	0	42
Sioux	0	0	1	0	0	0	0	1
Summary	359	51	152	61	10	3	8	644

Dawes County had 10 Juvenile 3A cases opened which involved 18 children.

Unless otherwise noted, one juvenile case was opened per child involved.



Nebraska Judicial Branch
Annual Caseload Report

District Courts

Fiscal Year 2018
July 1, 2017 to
June 30, 2018



Nebraska District Courts Annual Caseload Report

Fiscal Year 2018 — July 1, 2017 to June 30, 2018

This Annual District Court Caseload Report contains caseload statistics for Nebraska's 93 District Courts, grouped into twelve Judicial Districts. Statistics are compiled through extracts from the JUSTICE automated trial court case management system. Providing court statistics ensures transparency to the public and assists administration in ensuring efficient court practices.

Caseload statistics demonstrate the volume of cases in each jurisdiction and the changes that occur over time. Data are useful in determining staffing levels and for predicting the effect on caseloads due to changes in the law.

Caseload data is now produced with a new, more reliable reporting software tool. Prior to FY 2016, caseload data was extracted and aggregated monthly through a programmed process. The 10 year history section of this Caseload Report should not be compared to reports prior to FY 2016.

Reports are available for all levels of state appellate and trial courts at www.supremecourt.ne.gov > Administration > Publications and Reports.

Mission of the Nebraska Administrative Office of the Courts:

Under the direction of the Nebraska Supreme Court, the Administrative Office of the Courts' mission is to ensure the public has equal access to justice, using leadership, education, technology, and administrative services to implement consistent, efficient, and effective court practices.

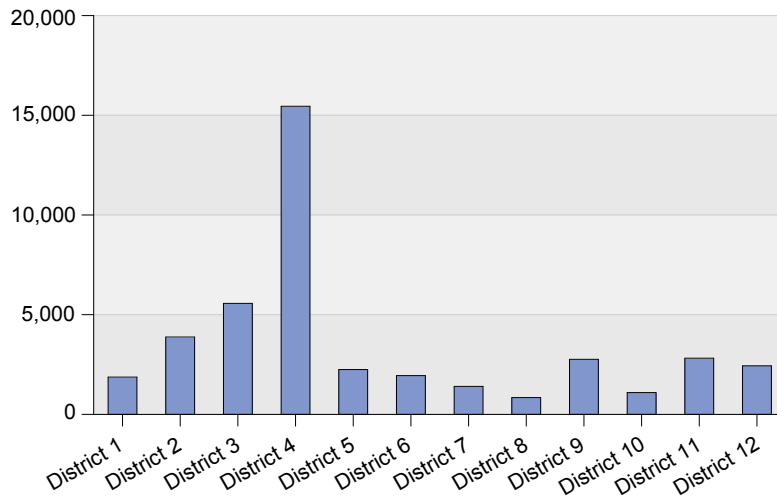


Corey R. Steel | Nebraska State Court Administrator
Nebraska Supreme Court

Rm. 1213 State Capitol | P.O. Box 98910 | Lincoln, NE 68509
T 402.471.3730 | F 402.471.2197
www.supremecourt.ne.gov

Fiscal Year 2018 Nebraska District Court Adult Annual Cases Opened

Fiscal Year 2018 District Court Adult Cases Opened by District



Year	Adult Court
FY 2009	42,861
FY 2010	43,056
FY 2011	42,428
FY 2012	41,403
FY 2013	39,746
FY 2014	39,626
FY 2015	39,847
FY 2016	41,066
FY 2017	42,242
FY 2018	42,319

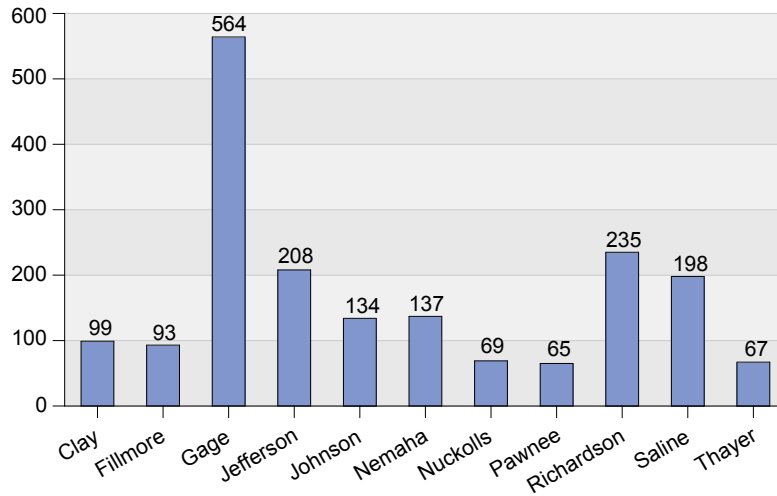
Fiscal Year 2018 Adult Court Cases Opened by Category and District

	Criminal	Regular Civil	Domestic Relations	Appellate Action	Summary
District 1	475	266	1,104	24	1,869
District 2	1,045	506	2,306	21	3,878
District 3	1,466	824	3,145	131	5,566
District 4	4,640	2,535	8,188	89	15,452
District 5	659	309	1,264	16	2,248
District 6	624	241	1,059	21	1,945
District 7	523	160	713	7	1,403
District 8	230	166	440	6	842
District 9	1,079	295	1,375	12	2,761
District 10	267	155	661	10	1,093
District 11	1,020	353	1,438	5	2,816
District 12	888	384	1,141	23	2,436
Summary	12,916	6,194	22,834	365	42,309

3,411 domestic relations cases were referred to county judges.

1st Judicial District - District Court Adult Cases Opened

Fiscal Year 2018 District Court Adult Cases Opened by District



Historical Cases Opened	
Year	Adult Court
FY 2009	2,204
FY 2010	2,228
FY 2011	2,182
FY 2012	2,191
FY 2013	1,830
FY 2014	1,949
FY 2015	1,904
FY 2016	1,999
FY 2017	1,836
FY 2018	1,870

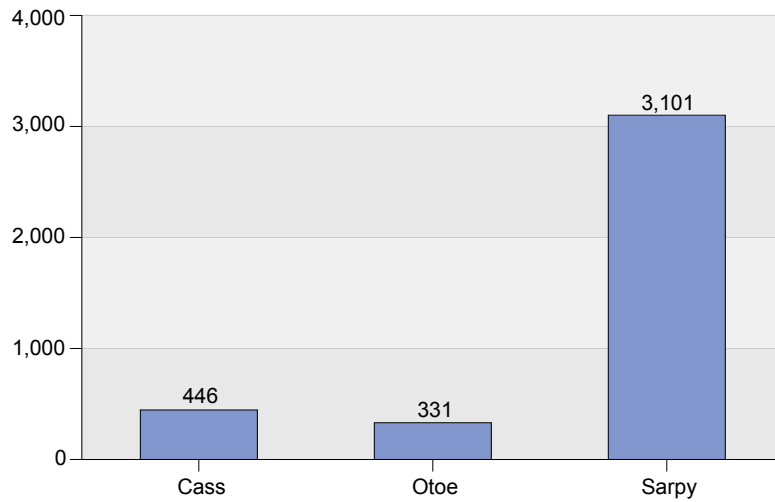
Fiscal Year 2018 Adult Court Cases Opened By County By Category

	Criminal	Regular Civil	Domestic Relations	Appellate Action	Summary
Clay	8	27	64	0	99
Fillmore	27	6	60	0	93
Gage	190	51	319	4	564
Jefferson	45	39	123	1	208
Johnson	30	46	44	14	134
Nemaha	32	19	86	0	137
Nuckolls	11	8	49	1	69
Pawnee	12	14	38	1	65
Richardson	57	28	148	2	235
Saline	50	19	128	1	198
Thayer	13	9	45	0	67
Summary	475	266	1,104	24	1,869

174 domestic relations cases were referred to county judges.

2nd Judicial District - District Court Adult Cases Opened

Fiscal Year 2018 District Court Adult Cases Opened by District



Historical Cases Opened	
Year	Adult Court
FY 2009	3,204
FY 2010	3,524
FY 2011	3,392
FY 2012	3,324
FY 2013	3,097
FY 2014	3,144
FY 2015	3,190
FY 2016	3,505
FY 2017	3,729
FY 2018	3,878

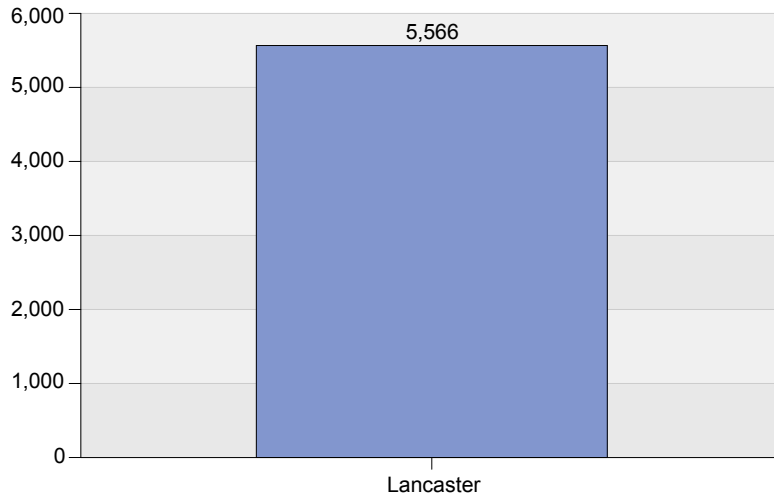
Fiscal Year 2018 Adult Court Cases Opened By County By Category

	Criminal	Regular Civil	Domestic Relations	Appellate Action	Summary
Cass	116	75	250	5	446
Otoe	64	42	224	1	331
Sarpy	865	389	1,832	15	3,101
Summary	1,045	506	2,306	21	3,878

252 domestic relations cases were referred to county judges.

3rd Judicial District - District Court Adult Cases Opened

Fiscal Year 2018 District Court Adult Cases Opened by District



Historical Cases Opened	
Year	Adult Court
FY 2009	5,818
FY 2010	5,765
FY 2011	5,955
FY 2012	5,888
FY 2013	5,856
FY 2014	6,056
FY 2015	5,789
FY 2016	5,998
FY 2017	6,389
FY 2018	5,566

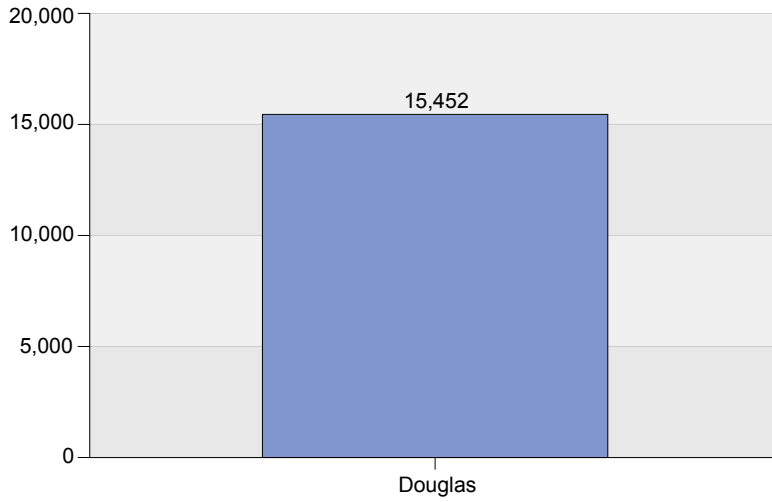
Fiscal Year 2018 Adult Court Cases Opened By County By Category

	Criminal	Regular Civil	Domestic Relations	Appellate Action	Summary
Lancaster	1,466	824	3,145	131	5,566
Summary	1,466	824	3,145	131	5,566

398 domestic relations cases were referred to county judges.

4th Judicial District - District Court Adult Cases Opened

Fiscal Year 2018 District Court Adult Cases Opened by District



Historical Cases Opened	
Year	Adult Court
FY 2009	15,589
FY 2010	15,268
FY 2011	14,835
FY 2012	14,218
FY 2013	13,787
FY 2014	13,532
FY 2015	13,943
FY 2016	14,142
FY 2017	14,885
FY 2018	15,452

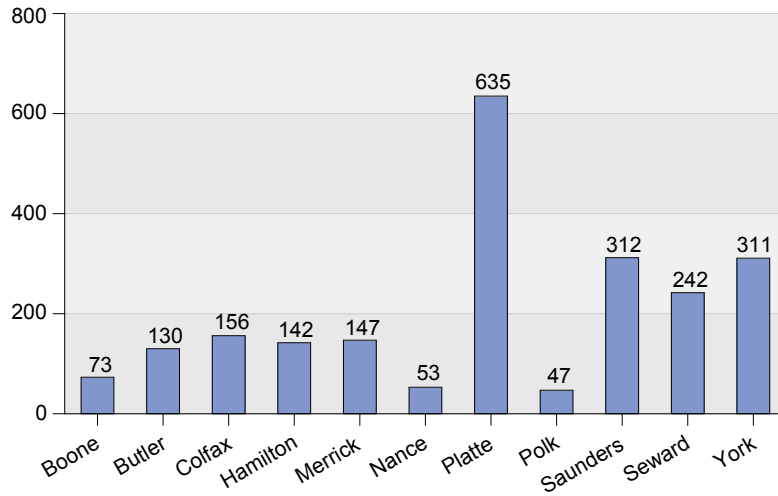
Fiscal Year 2018 Adult Court Cases Opened By County By Category

	Criminal	Regular Civil	Domestic Relations	Appellate Action	Summary
Douglas	4,640	2,535	8,188	89	15,452
Summary	4,640	2,535	8,188	89	15,452

1,733 domestic relations cases were referred to county judges.

5th Judicial District - District Court Adult Cases Opened

Fiscal Year 2018 District Court Adult Cases Opened by District



Historical Cases Opened	
Year	Adult Court
FY 2009	2,581
FY 2010	2,697
FY 2011	2,583
FY 2012	2,574
FY 2013	2,533
FY 2014	2,474
FY 2015	2,325
FY 2016	2,455
FY 2017	2,355
FY 2018	2,249

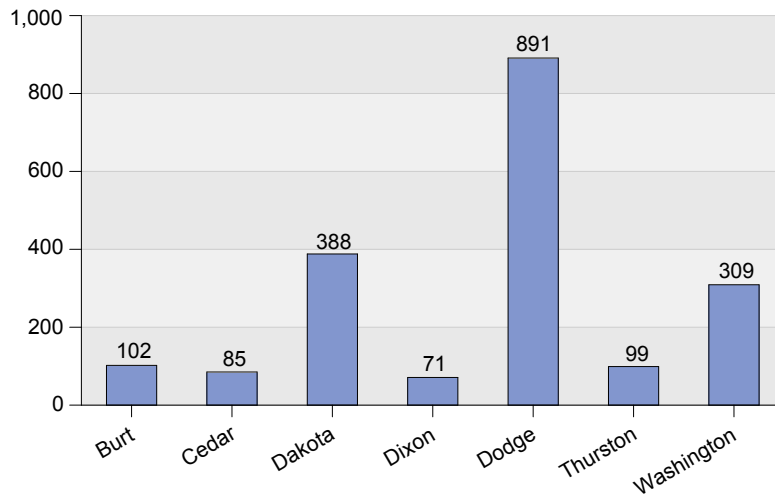
Fiscal Year 2018 Adult Court Cases Opened By County By Category

	Criminal	Regular Civil	Domestic Relations	Appellate Action	Summary
Boone	12	14	47	0	73
Butler	58	11	58	3	130
Colfax	45	19	91	1	156
Hamilton	48	25	67	2	142
Merrick	42	27	78	0	147
Nance	12	14	27	0	53
Platte	156	60	413	6	635
Polk	8	11	27	1	47
Saunders	91	48	172	1	312
Seward	102	42	97	1	242
York	85	38	187	1	311
Summary	659	309	1,264	16	2,248

150 domestic relations cases were referred to county judges.

6th Judicial District - District Court Adult Cases Opened

Fiscal Year 2018 District Court Adult Cases Opened by District



Historical Cases Opened	
Year	Adult Court
FY 2009	2,041
FY 2010	2,067
FY 2011	1,887
FY 2012	1,884
FY 2013	1,856
FY 2014	1,842
FY 2015	1,872
FY 2016	2,063
FY 2017	1,939
FY 2018	1,945

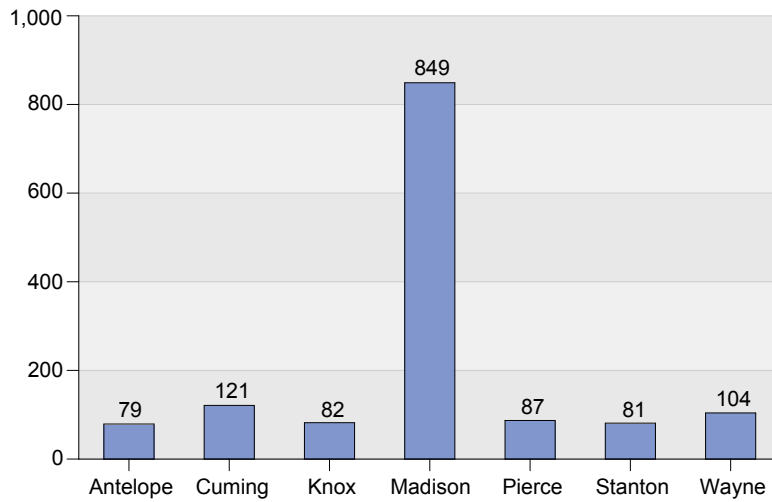
Fiscal Year 2018 Adult Court Cases Opened By County By Category

	Criminal	Regular Civil	Domestic Relations	Appellate Action	Summary
Burt	15	27	60	0	102
Cedar	28	20	35	2	85
Dakota	164	49	171	4	388
Dixon	11	11	49	0	71
Dodge	287	87	513	4	891
Thurston	11	9	76	3	99
Washington	108	38	155	8	309
Summary	624	241	1,059	21	1,945

207 domestic relations cases were referred to county judges.

7th Judicial District - District Court Adult Cases Opened

Fiscal Year 2018 District Court Adult Cases Opened by District



Historical Cases Opened	
Year	Adult Court
FY 2009	1,443
FY 2010	1,548
FY 2011	1,553
FY 2012	1,494
FY 2013	1,367
FY 2014	1,231
FY 2015	1,223
FY 2016	1,305
FY 2017	1,362
FY 2018	1,404

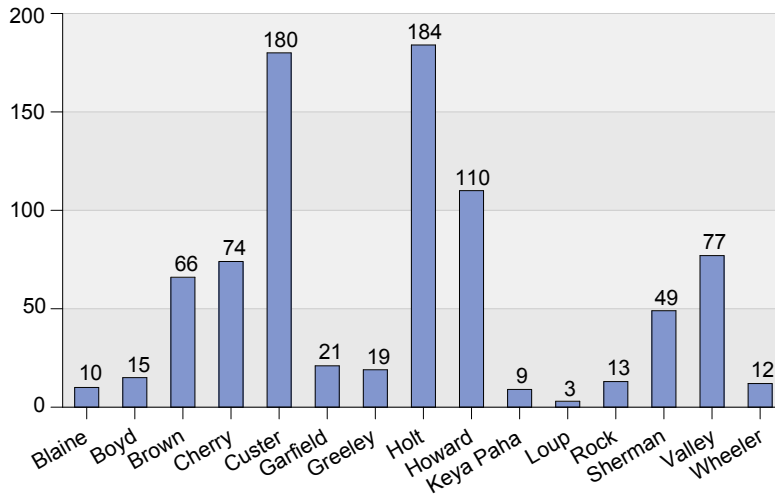
Fiscal Year 2018 Adult Court Cases Opened By County By Category

	Criminal	Regular Civil	Domestic Relations	Appellate Action	Summary
Antelope	37	11	31	0	79
Cuming	25	27	68	1	121
Knox	6	22	53	1	82
Madison	378	65	402	4	849
Pierce	20	12	54	1	87
Stanton	31	8	42	0	81
Wayne	26	15	63	0	104
Summary	523	160	713	7	1,403

75 domestic relations cases were referred to county judges.

8th Judicial District - District Court Adult Cases Opened

Fiscal Year 2018 District Court Adult Cases Opened by District



Historical Cases Opened	
Year	Adult Court
FY 2009	889
FY 2010	881
FY 2011	885
FY 2012	885
FY 2013	869
FY 2014	797
FY 2015	804
FY 2016	874
FY 2017	902
FY 2018	842

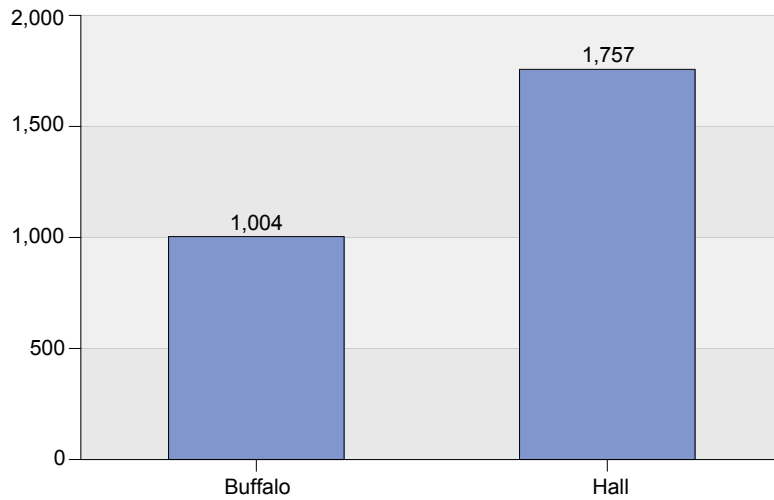
Fiscal Year 2018 Adult Court Cases Opened By County By Category

	Criminal	Regular Civil	Domestic Relations	Appellate Action	Summary
Blaine	2	2	6	0	10
Boyd	4	7	4	0	15
Brown	14	20	32	0	66
Cherry	13	16	45	0	74
Custer	45	28	107	0	180
Garfield	5	6	9	1	21
Greeley	3	4	12	0	19
Holt	59	27	95	3	184
Howard	41	14	55	0	110
Keya Paha	0	3	6	0	9
Loup	0	1	2	0	3
Rock	2	3	8	0	13
Sherman	11	13	25	0	49
Valley	27	18	31	1	77
Wheeler	4	4	3	1	12
Summary	230	166	440	6	842

46 domestic relations cases were referred to county judges.

9th Judicial District - District Court Adult Cases Opened

Fiscal Year 2018 District Court Adult Cases Opened by District



Historical Cases Opened	
Year	Adult Court
FY 2009	2,637
FY 2010	2,627
FY 2011	2,874
FY 2012	2,707
FY 2013	2,605
FY 2014	2,575
FY 2015	2,763
FY 2016	2,652
FY 2017	2,733
FY 2018	2,762

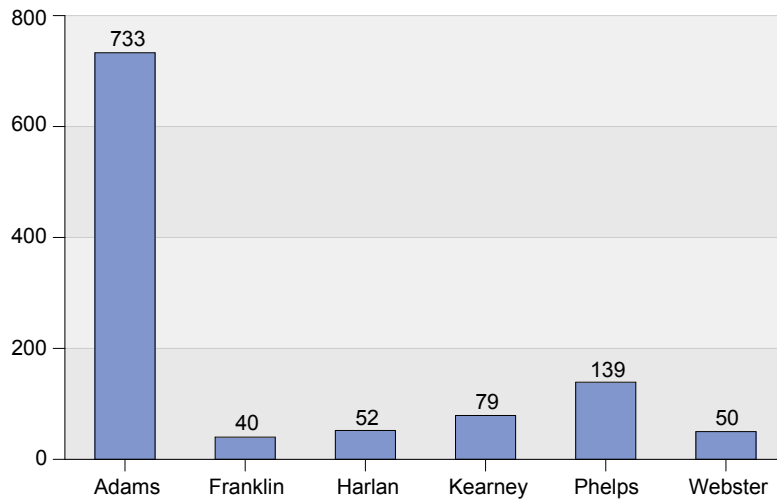
Fiscal Year 2018 Adult Court Cases Opened By County By Category

	Criminal	Regular Civil	Domestic Relations	Appellate Action	Summary
Buffalo	329	127	541	7	1,004
Hall	750	168	834	5	1,757
Summary	1,079	295	1,375	12	2,761

223 domestic relations cases were referred to county judges.

10th Judicial District - District Court Adult Cases Opened

Fiscal Year 2018 District Court Adult Cases Opened by District



Historical Cases Opened	
Year	Adult Court
FY 2009	1,603
FY 2010	1,652
FY 2011	1,509
FY 2012	1,373
FY 2013	1,175
FY 2014	1,206
FY 2015	1,194
FY 2016	1,146
FY 2017	1,185
FY 2018	1,094

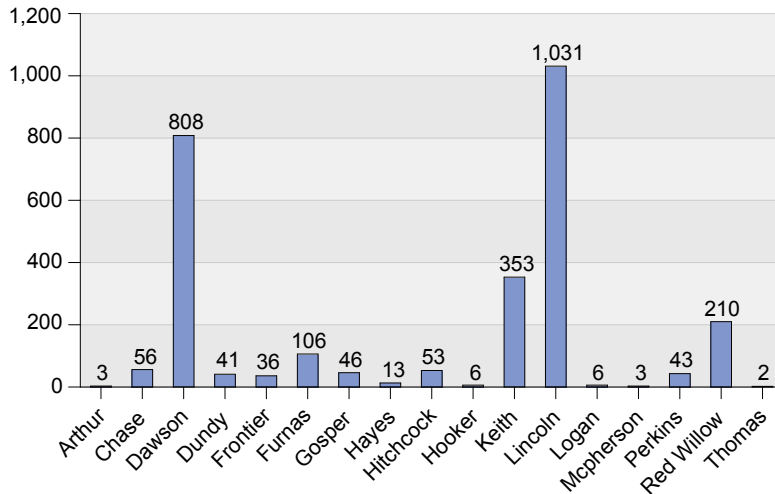
Fiscal Year 2018 Adult Court Cases Opened By County By Category

	Criminal	Regular Civil	Domestic Relations	Appellate Action	Summary
Adams	212	89	426	6	733
Franklin	8	15	17	0	40
Harlan	9	14	29	0	52
Kearney	13	17	49	0	79
Phelps	22	11	104	2	139
Webster	3	9	36	2	50
Summary	267	155	661	10	1,093

38 domestic relations cases were referred to county judges.

11th Judicial District - District Court Adult Cases Opened

Fiscal Year 2018 District Court Adult Cases Opened by District



Historical Cases Opened	
Year	Adult Court
FY 2009	2,431
FY 2010	2,502
FY 2011	2,399
FY 2012	2,592
FY 2013	2,562
FY 2014	2,670
FY 2015	2,700
FY 2016	2,710
FY 2017	2,671
FY 2018	2,818

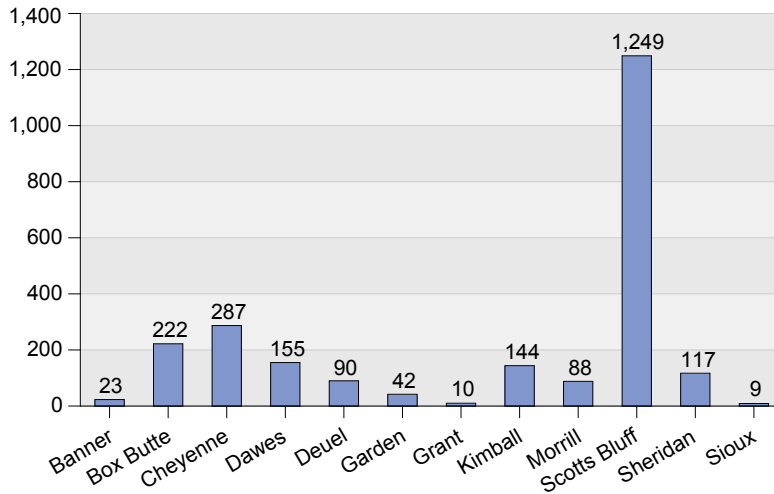
Fiscal Year 2018 Adult Court Cases Opened By County By Category

	Criminal	Regular Civil	Domestic Relations	Appellate Action	Summary
Arthur	0	1	2	0	3
Chase	21	16	19	0	56
Dawson	365	58	383	2	808
Dundy	6	13	22	0	41
Frontier	8	8	20	0	36
Furnas	43	21	42	0	106
Gosper	16	4	26	0	46
Hayes	3	7	3	0	13
Hitchcock	6	15	32	0	53
Hooker	1	2	3	0	6
Keith	176	31	146	0	353
Lincoln	312	128	589	2	1,031
Logan	3	1	2	0	6
Mcperson	0	2	1	0	3
Perkins	9	12	21	1	43
Red Willow	50	34	126	0	210
Thomas	1	0	1	0	2
Summary	1,020	353	1,438	5	2,816

1 domestic relations cases were referred to county judges.

12th Judicial District - District Court Adult Cases Opened

Fiscal Year 2018 District Court Adult Cases Opened by District



Year	Adult Court
FY 2009	2,421
FY 2010	2,297
FY 2011	2,374
FY 2012	2,273
FY 2013	2,209
FY 2014	2,150
FY 2015	2,140
FY 2016	2,217
FY 2017	2,256
FY 2018	2,439

Fiscal Year 2018 Adult Court Cases Opened By County By Category

	Criminal	Regular Civil	Domestic Relations	Appellate Action	Summary
Banner	11	8	4	0	23
Box Butte	54	27	138	3	222
Cheyenne	110	41	134	2	287
Dawes	26	25	100	4	155
Deuel	63	12	15	0	90
Garden	8	8	25	1	42
Grant	6	2	1	1	10
Kimball	43	49	52	0	144
Morrill	12	31	45	0	88
Scotts Bluff	519	153	568	9	1,249
Sheridan	36	27	52	2	117
Sioux	0	1	7	1	9
Summary	888	384	1,141	23	2,436

114 domestic relations cases were referred to county judges.



Nebraska Judicial Branch
Annual Caseload Report

Separate Juvenile Courts

Fiscal Year 2018
July 1, 2017 to
June 30, 2018



Nebraska Separate Juvenile Courts Annual Caseload Report

Fiscal Year 2018 — July 1, 2017 to June 30, 2018

This Annual Separate Juvenile Court Caseload Report contains caseload statistics for Nebraska's three Separate Juvenile Courts. Statistics are compiled through extracts from the JUSTICE automated trial court case management system. Providing court statistics ensures transparency to the public and assists administration in ensuring efficient court practices.

Caseload data is now produced with a new, more reliable reporting software tool. Prior to FY 2016, caseload data was extracted and aggregated monthly through a programmed process. The 10 year history section of this Caseload Report should not be compared to reports prior to FY 2016.

Caseload statistics demonstrate the volume of cases in each jurisdiction and the changes that occur over time. Data are useful in determining staffing levels and for predicting the effect on caseloads due to changes in the law.

Reports are available for all levels of state appellate and trial courts at www.supremecourt.ne.gov > Administration > Publications and Reports.

Mission of the Nebraska Administrative Office of the Courts:

Under the direction of the Nebraska Supreme Court, the Administrative Office of the Courts' mission is to ensure the public has equal access to justice, using leadership, education, technology, and administrative services to implement consistent, efficient, and effective court practices.



**Corey R. Steel | Nebraska State Court Administrator
Nebraska Supreme Court**

Rm. 1213 State Capitol | P.O. Box 98910 | Lincoln, NE 68509
T 402.471.3730 | F 402.471.2197
www.supremecourt.ne.gov

Cases Opened for Separate Juvenile Court FY 2018

Judges

Honorable Lawrence Gendler

Honorable Robert O'Neal

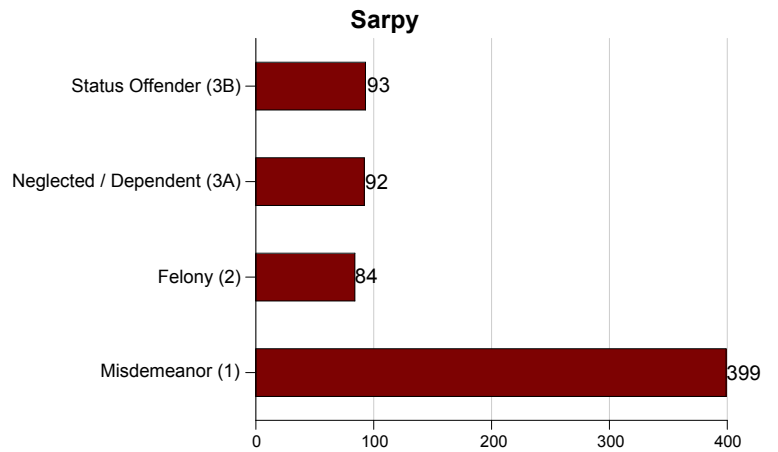
Sarpy

Misdemeanor (1)	399
Felony (2)	84
Neglected / Dependent (3A)	92
Status Offender (3B)	93

Total Cases **668**

The count of 3A cases in the table above includes Supplemental Petitions.	
---	--

Sarpy County had 89 Juvenile 3A cases opened which involved 179 children.



Cases Opened for Separate Juvenile Court FY 2018

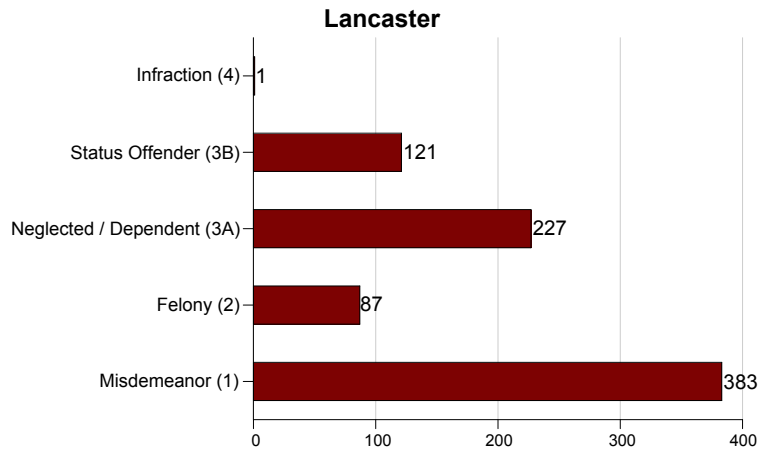
Judges
 Honorable Linda S. Porter
 Honorable Reggie Ryder
 Honorable Roger J. Heideman
 Honorable Toni G. Thorson

Lancaster

Misdemeanor (1)	383
Felony (2)	87
Neglected / Dependent (3A)	227
Status Offender (3B)	121
Infraction (4)	1
Total Cases	819

The count of 3A cases in the table above includes Supplemental Petitions.

Lancaster County had 177 Juvenile 3A cases opened which involved 396 children.



Cases Opened for Separate Juvenile Court FY 2018

Judges
Honorable Christopher Kelly
Honorable Douglas Johnson
Honorable Elizabeth Crnkovich
Honorable Vernon Daniels
Honorable Matthew R. Kahler

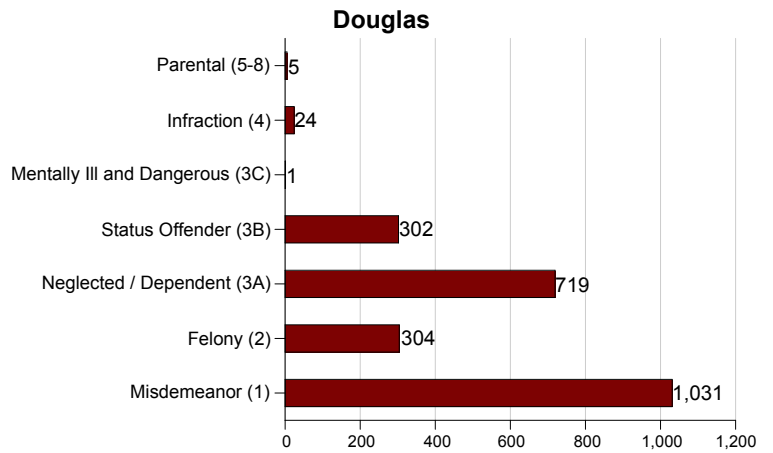
Honorable Chad M. Brown

Douglas

Misdemeanor (1)	1,031
Felony (2)	304
Neglected / Dependent (3A)	719
Status Offender (3B)	302
Mentally Ill and Dangerous (3C)	1
Infraction (4)	24
Parental (5-8)	5
Total Cases	2,386

The count of 3A cases in the table above includes Supplemental Petitions.

Douglas County had 405 Juvenile 3A cases opened which involved 1065 children.



County Separate Juvenile Court for Fiscal Year

Separate Juvenile Courts Cases Opened - 10 Year History

	2009	2010	2011	2012	2013	2014	2015	2016	2017	2018
Sarpy	859	849	860	690	678	641	635	615	625	668
Lancaster	1,977	1,899	2,026	1,900	1,773	1,625	1,420	1,434	1,260	819
Douglas	2,486	3,080	2,553	2,679	2,654	2,474	2,313	2,302	2,467	2,386

Case counts include Supplemental Petitions filed in Separate Juvenile Court.

Nebraska Judicial Branch

Weighted Caseload Report

County Courts

Reporting Period
Fiscal Year 2018

July 1, 2017 to
June 30, 2018



July 1, 2017 - June 30, 2018

Nebraska County Courts Weighted Caseload Report

Fiscal 2018 (July 1, 2017 — June 30, 2018)

This Weighted County Court Caseload Report contains caseload statistics for Nebraska's 93 District Courts, grouped into twelve Judicial Districts. The judiciary of Nebraska currently assesses the need for judicial positions using a weighted caseload method based on cases opened. Weighted caseload systems provide objective, standardized determinations of resource needs.

No quantitative judgeship assessment method, including a weighted caseload system will determine the exact number of judges required within a judicial district. But quantitative methods, such as weighted caseload can approximate the need for judgeships and provide a point of reference or standard for comparing relative need among judicial districts. Other measures, both qualitative and quantitative, may be used in conjunction with the weighted caseload standard calculation to support the assessment of judicial need. In particular, should the standard calculation show the need for a fractional judge (less than the full-time equivalent), additional assessments as to the relative workload per judge within a district and travel per judge may be useful. Also, other useful measures may include analyses of budget constraints, population trends, and other factors that may differentially affect the need for judges across districts.

Mission of the Nebraska Administrative Office of the Courts:

Under the direction of the Nebraska Supreme Court, the Administrative Office of the Courts' mission is to ensure the public has equal access to justice, using leadership, education, technology, and administrative services to implement consistent, efficient, and effective court practices.



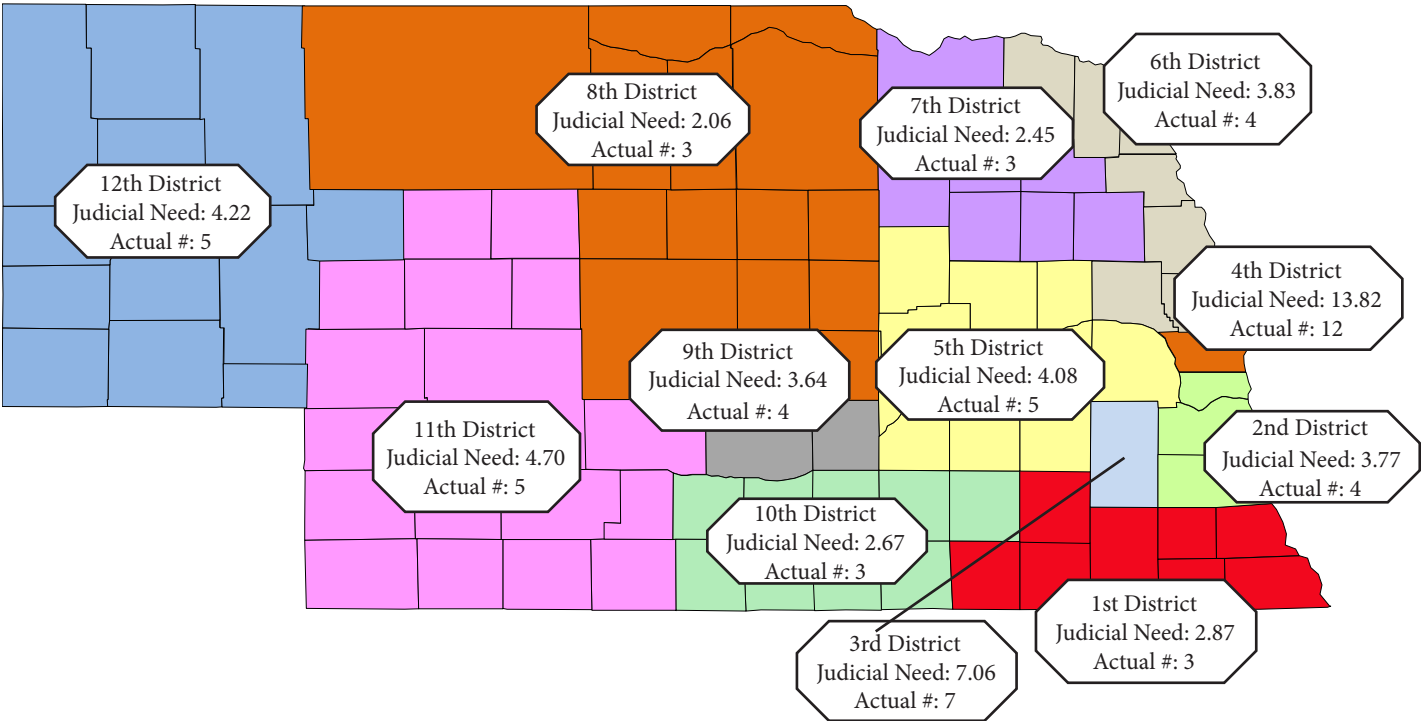
**Corey R. Steel | Nebraska State Court Administrator
Nebraska Supreme Court**

Rm. 1213 State Capitol | P.O. Box 98910 | Lincoln, NE 68509
T 402.471.3730 | F 402.471.2197
www.supremecourt.ne.gov

July 1, 2017 - June 30, 2018

Nebraska County Courts Judicial Needs

Fiscal Year 2018 (July 1, 2017 - June 30, 2018)



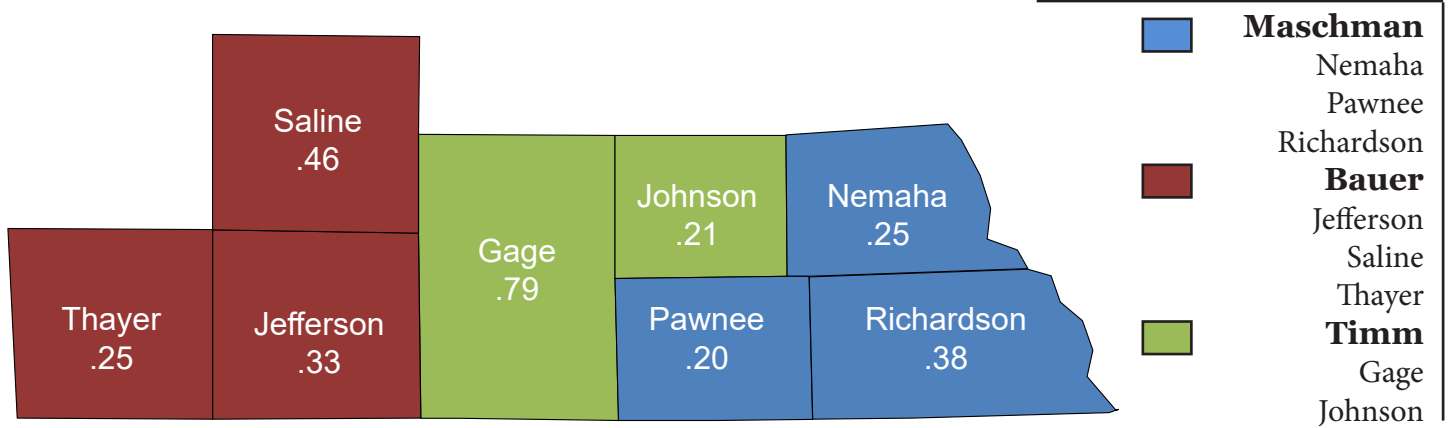
Weighted Caseload Report

1st Judicial District - County Court

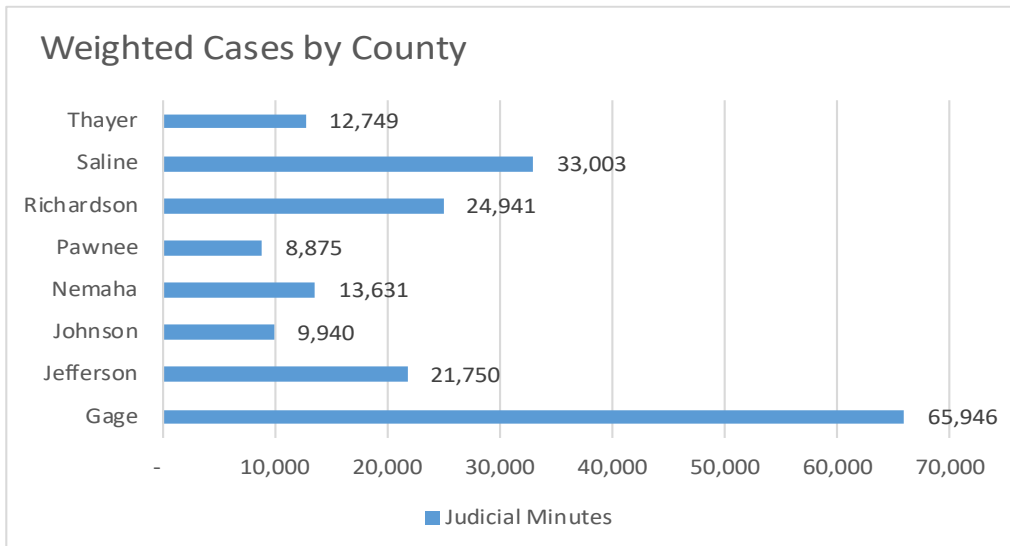
County court need for judges: 2.87
 Current number of judges: 3

Predicted judicial resources need by county

Primary Counties Served by
1st District Judges



Weighted Cases by County

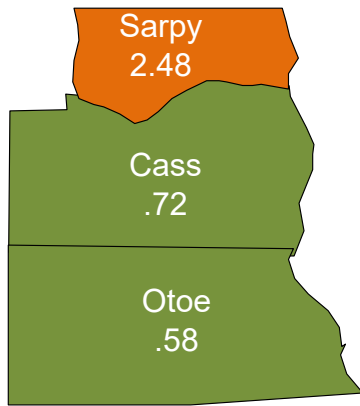


Weighted Caseload Report











2nd Judicial District - County Court

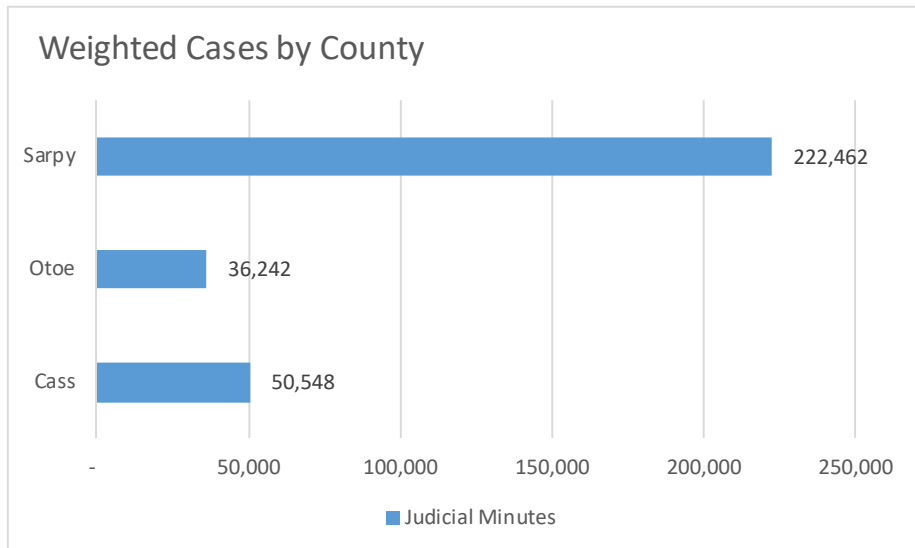
County court need for judges: 3.77
 Current number of judges: 4

Predicted judicial resources need by county



Primary Counties Served by 2nd District Judges

	Vacant
	Sarpy
	Hutton
	Sarpy
	Steinheider
	Cass
	Cass Juvenile
	Otoe
	Wester
	Sarpy



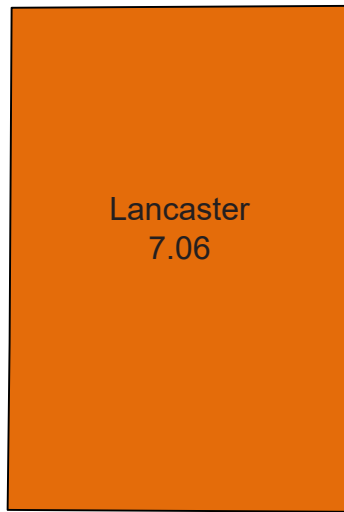
*Sarpy County Juvenile Judge Robert O’Neal hears all Otoe County Juvenile Cases
 (Juvenile cases have been removed from Otoe County weighted cases and added to Sarpy County weighted cases.)

Weighted Caseload Report

3rd Judicial District - County Court

County court need for judges: 7.06
 Current number of judges: 7

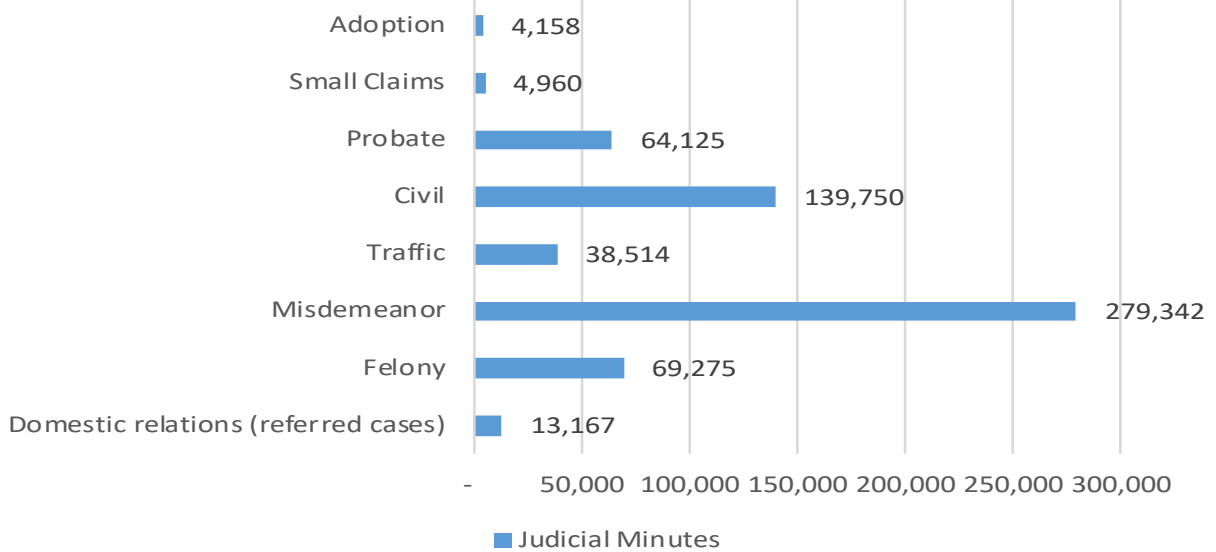
Predicted judicial resources need



Judges Serving the 3rd District County Court

- Acton
- Fruedenberg
- Parsley
- Phillips
- Reuter
- Yardley
- Zimmerman

Weighted Cases by Case Type

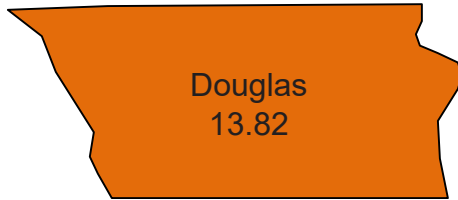


Weighted Caseload Report

4th Judicial District - County Court

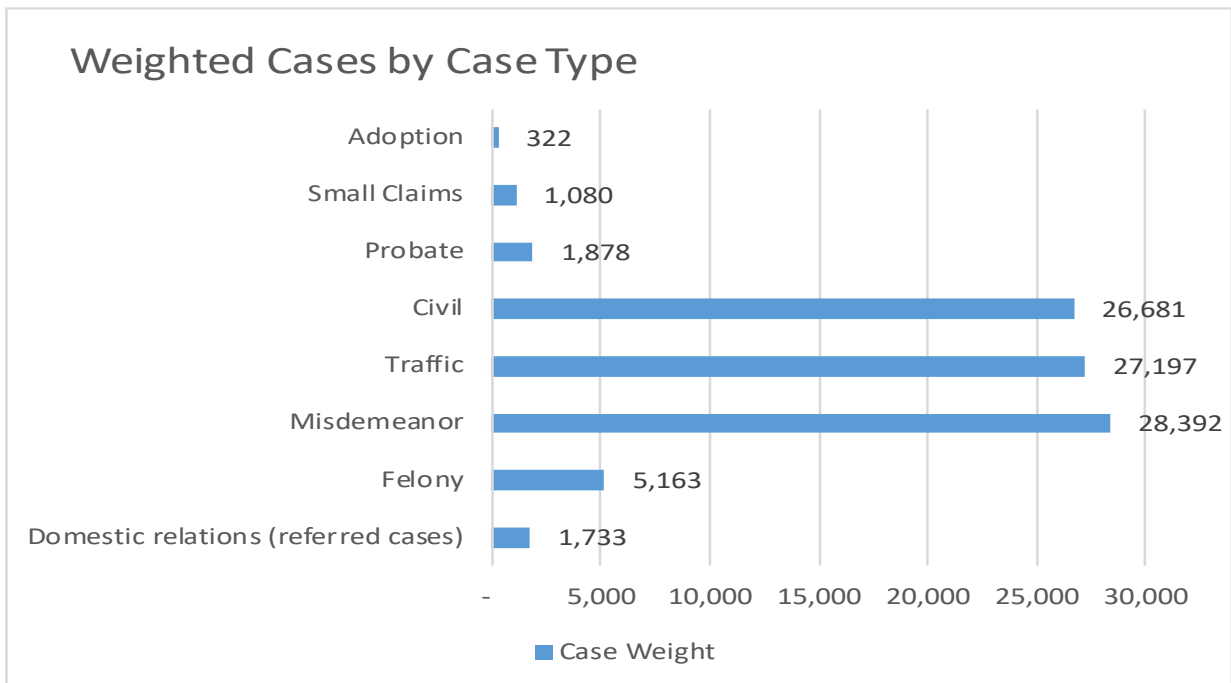
County court need for judges: 13.82
 Current number of judges: 12

Predicted judicial resources need



Judges Serving the 4th District
 County Court

- Barrett
- Hansen
- Harmon
- Hendrix
- Huber
- Keim
- Lohaus
- Lowe
- Marcuzzo
- McDermott
- Shearer
- Vaughn

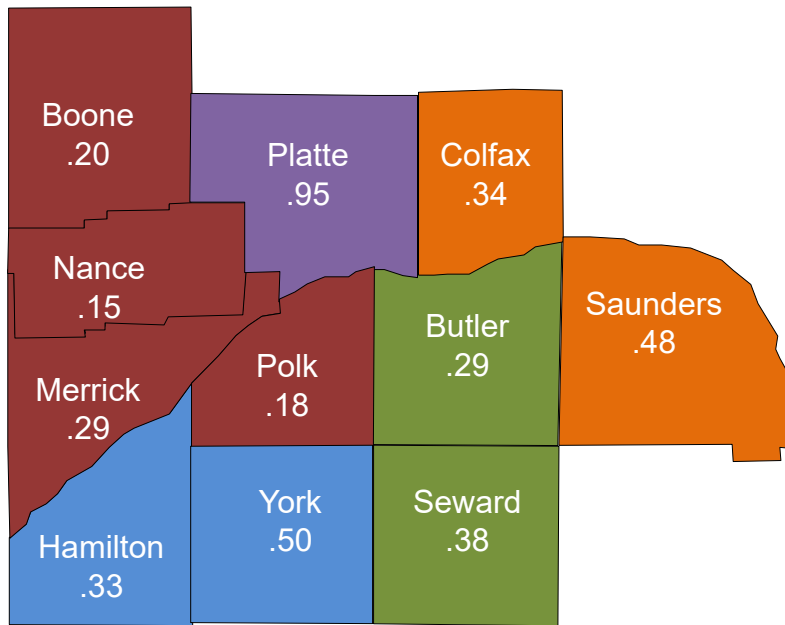


Weighted Caseload Report

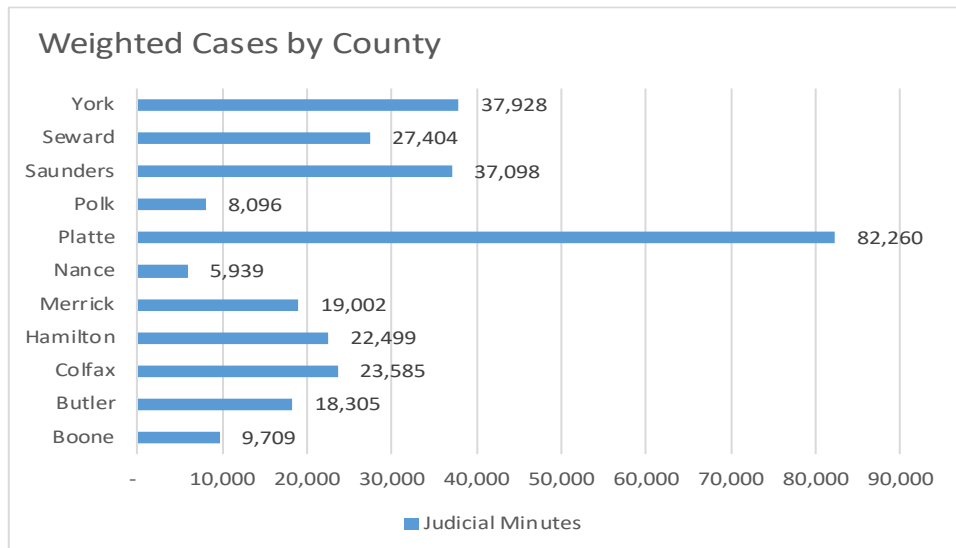

5th Judicial District - County Court

County court need for judges: 4.08
 Current number of judges: 5

Predicted judicial resources need by county



Primary Counties Served by 5th District Judges

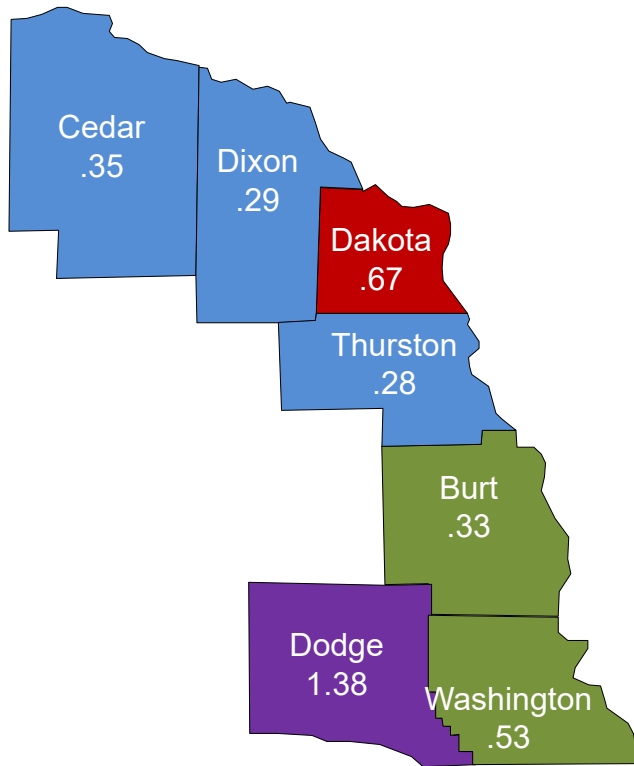


Weighted Caseload Report

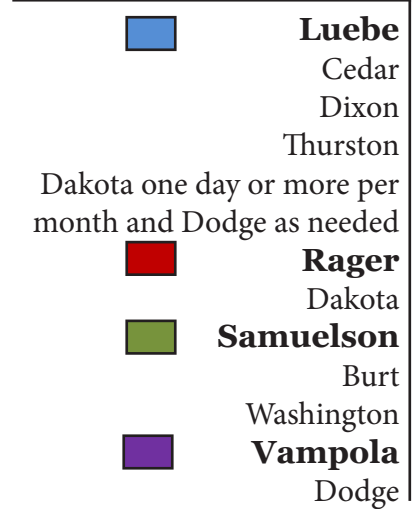
6th Judicial District - County Court

County court need for judges: 3.83
 Current number of judges: 4

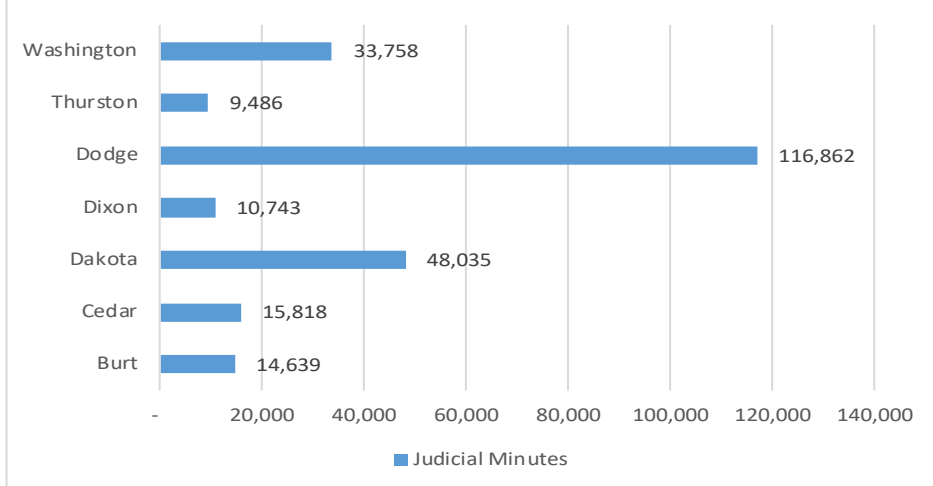
Predicted judicial resources need by county



Primary Counties Served by 6th District Judges



Weighted Cases by County

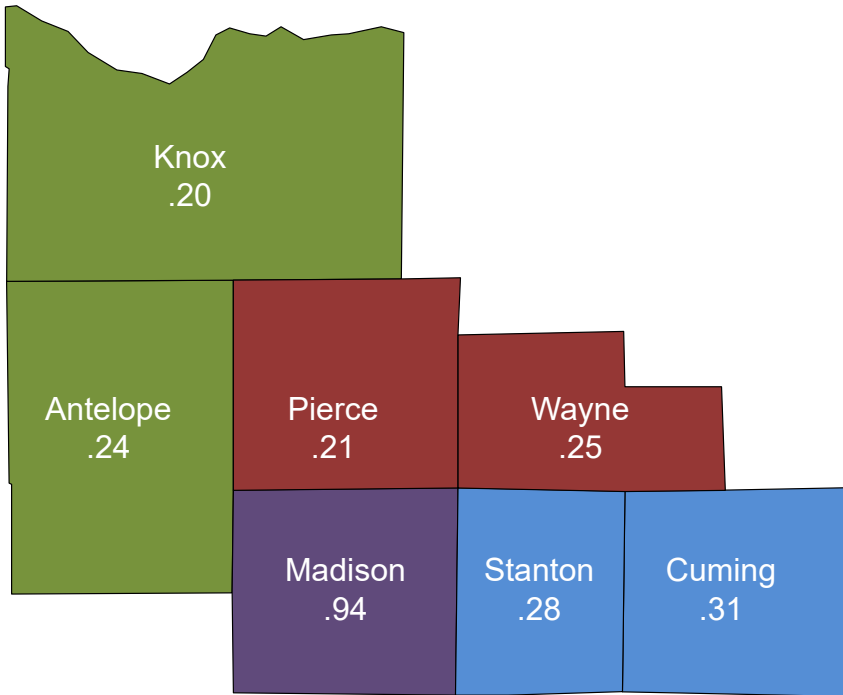


Weighted Caseload Report

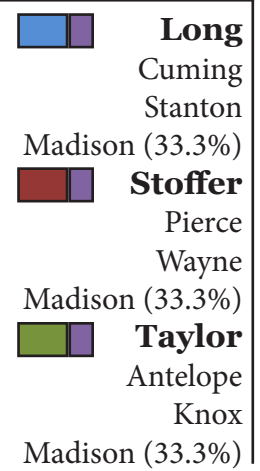
7th Judicial District - County Court

County court need for judges: 2.45
 Current number of judges: 3

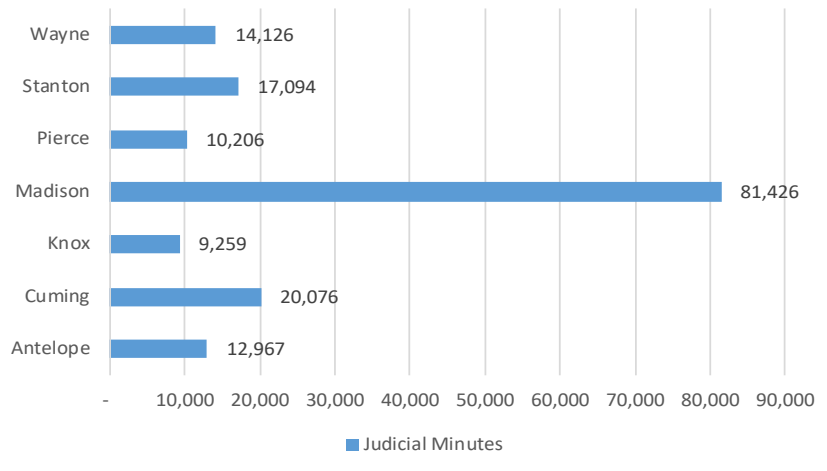
Predicted judicial resources need by county



Primary Counties Served by 7th District Judges



Weighted Cases by County



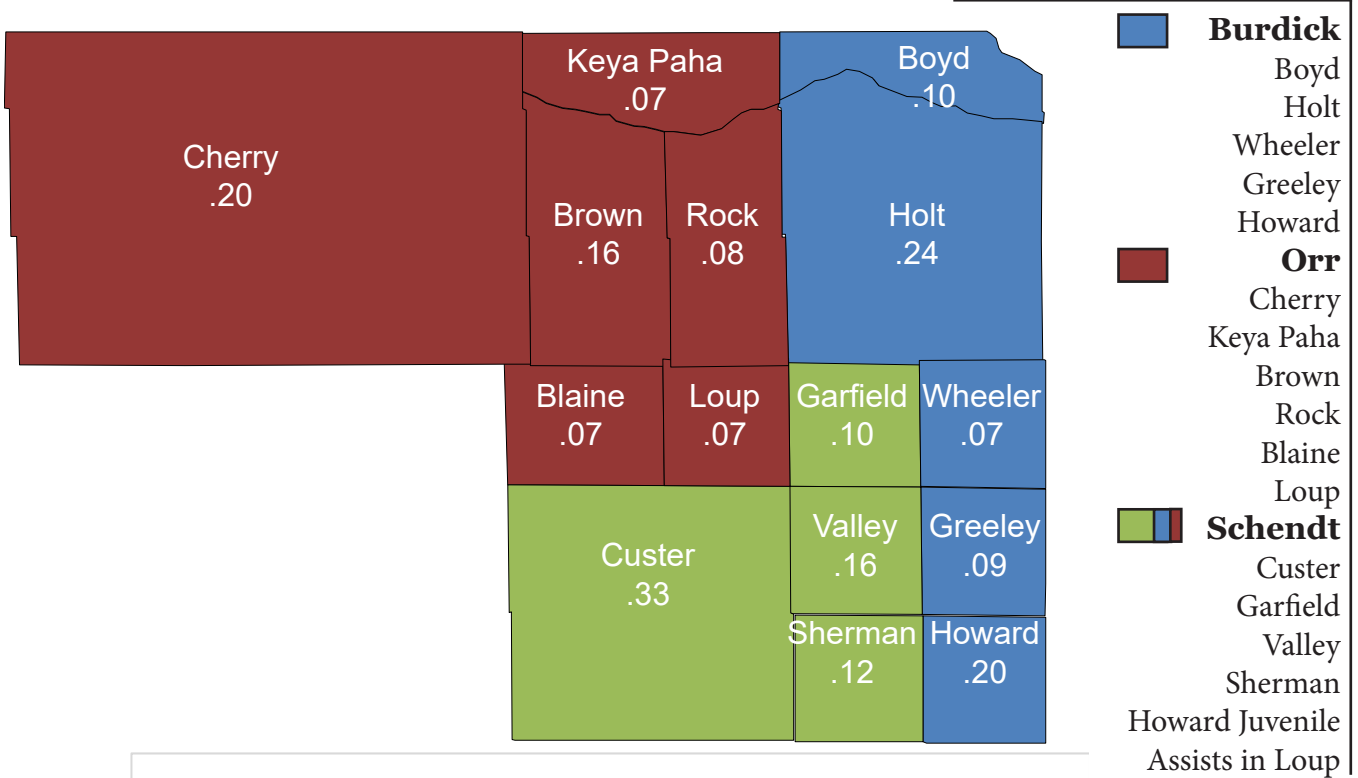
Weighted Caseload Report

8th Judicial District - County Court

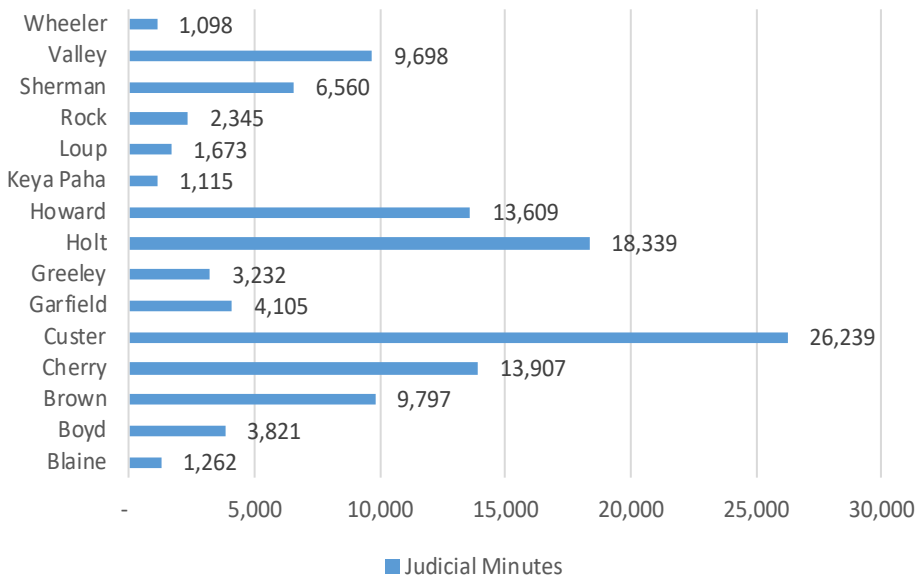
County court need for judges: 2.06
 Current number of judges: 3

Predicted judicial resources need by county

Primary Counties Served by 8th District Judges



Weighted Cases by County

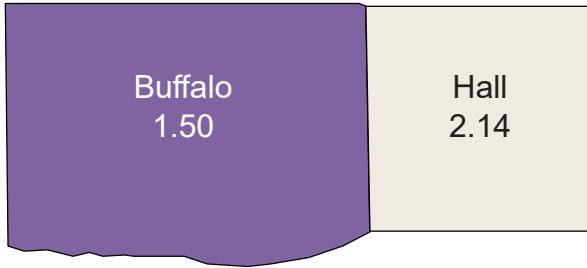


Weighted Caseload Report

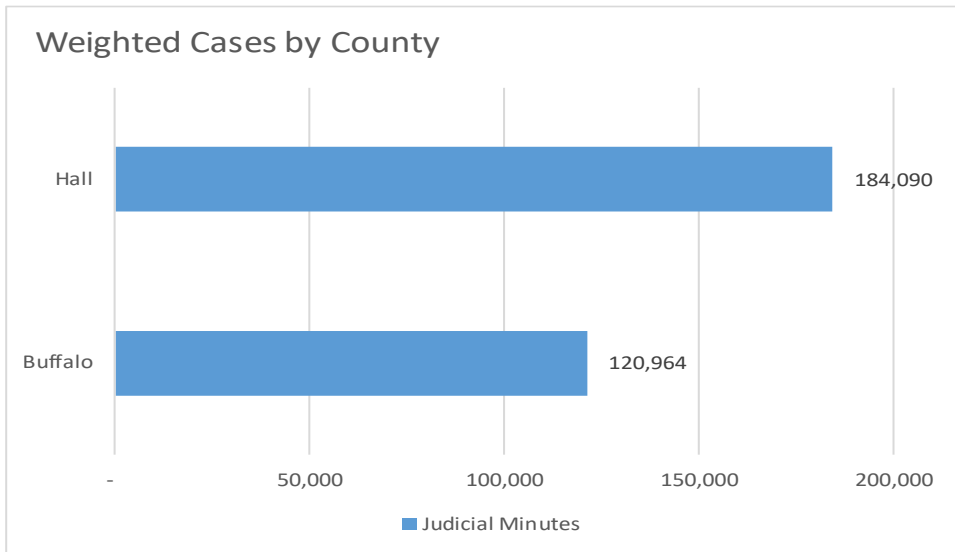
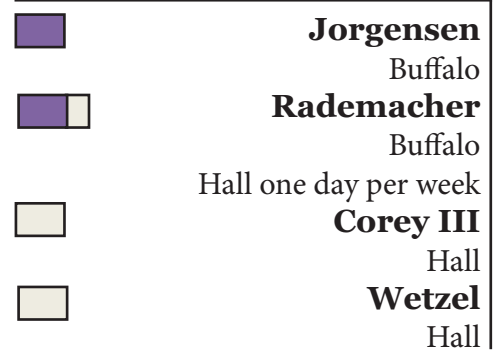
9th Judicial District - County Court

County court need for judges: 3.64
 Current number of judges: 4

Predicted judicial resources need by county



Primary Counties Served by 9th District Judges

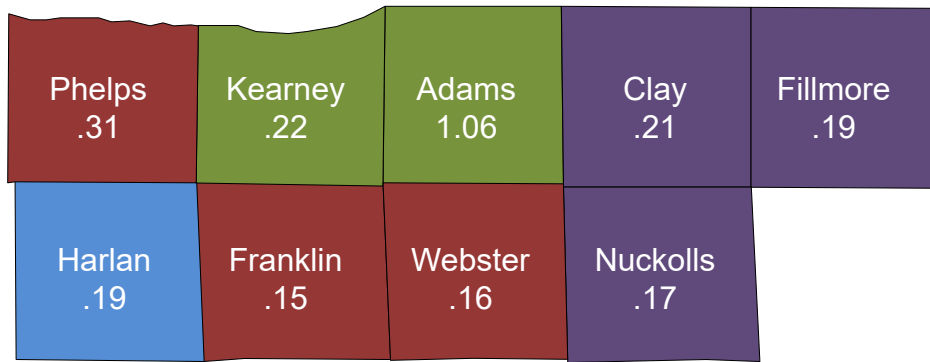


Weighted Caseload Report

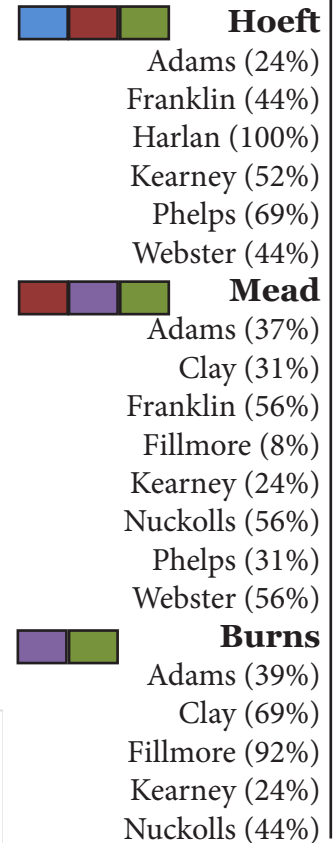
10th Judicial District - County Court

County court need for judges: 2.67
 Current number of judges: 3

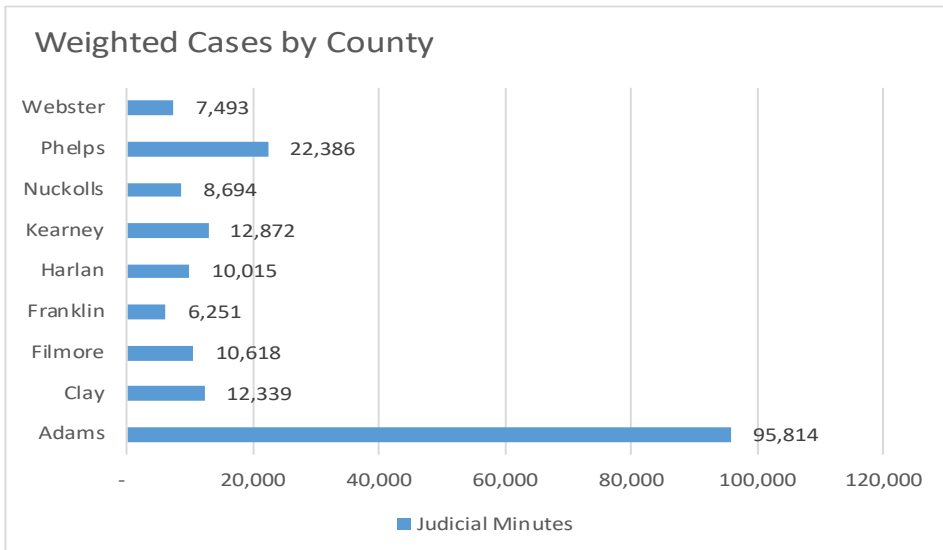
Predicted judicial resources need by county



Primary Counties Served by 10th District Judges



Weighted Cases by County



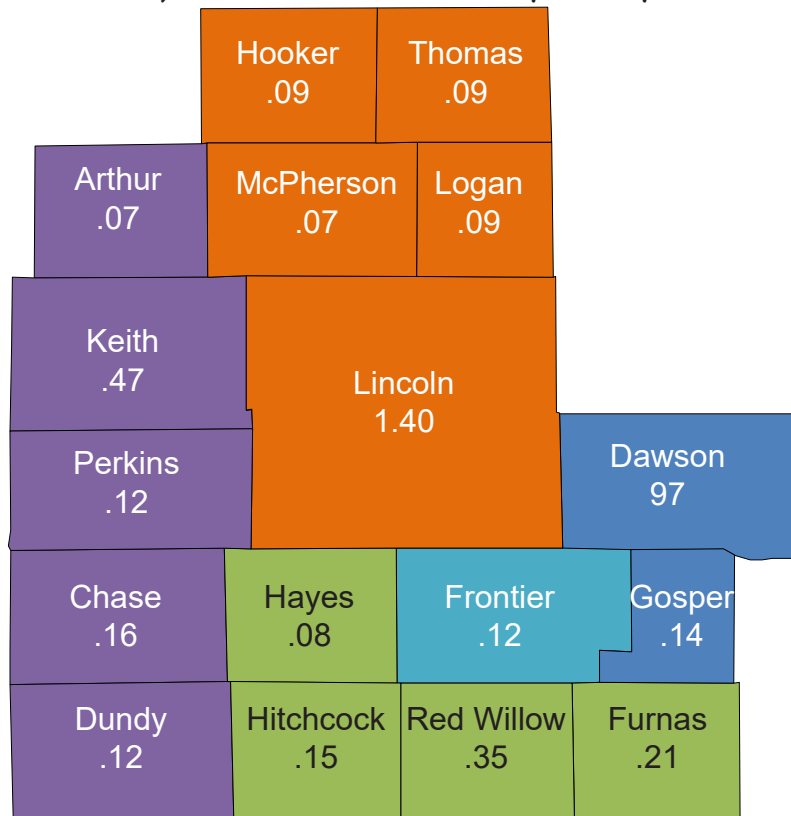
Weighted Caseload Report

11th Judicial District - County Court

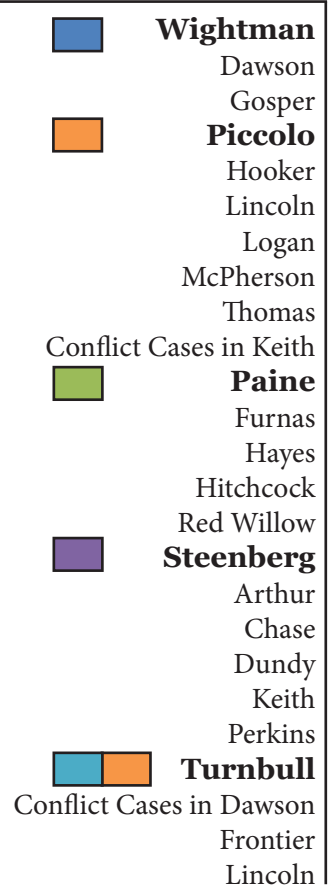
County court need for judges: 4.70

Current number of judges: 5

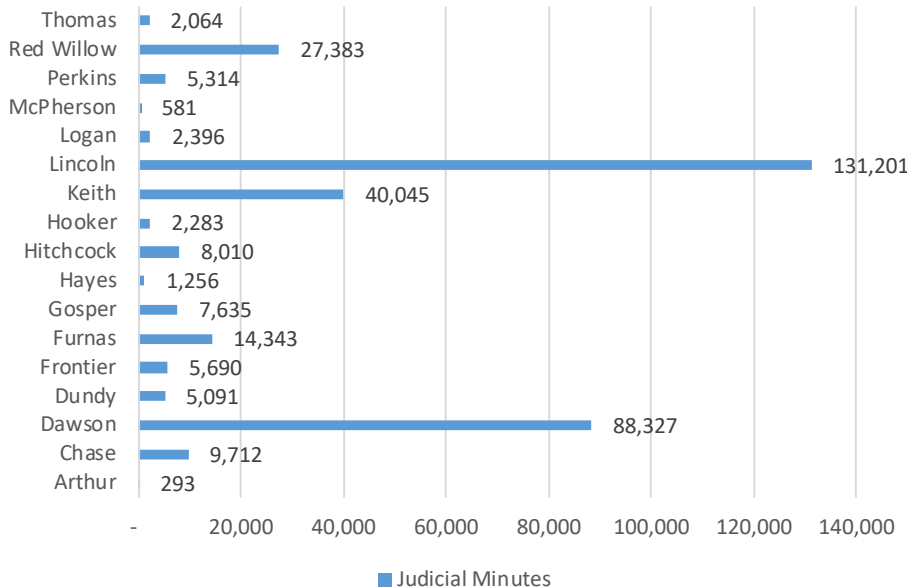
Predicted judicial resources need by county



Primary Counties Served by 11th District Judges



Weighted Cases by County



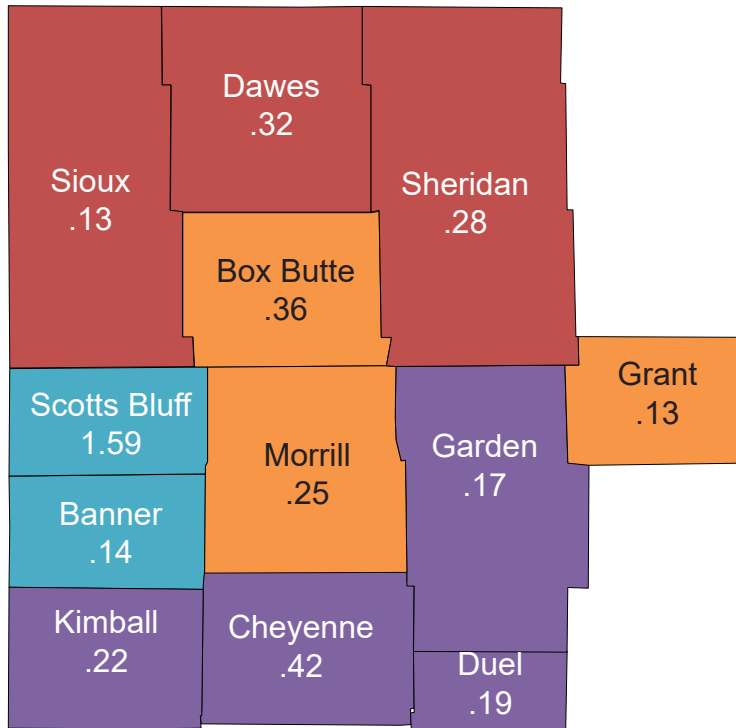
Weighted Caseload Report

12th Judicial District - County Court

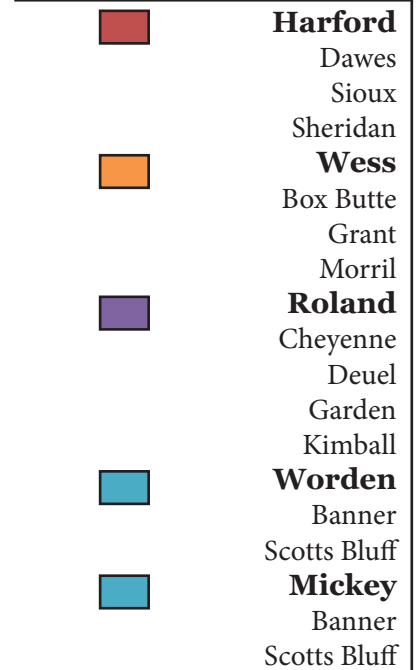
County court need for judges: 4.22

Current number of judges: 5

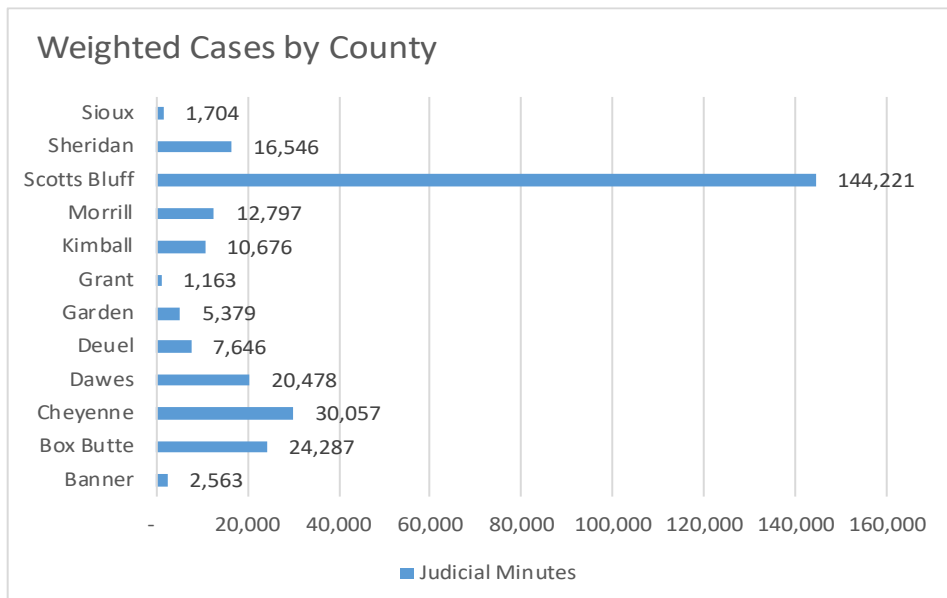
Predicted judicial resources need by county



Primary Counties Served by 12th District Judges



Weighted Cases by County



Nebraska Judicial Branch

Weighted Caseload Report

District Courts

Reporting Period
Fiscal Year 2018

July 1, 2017 to
June 30, 2018



July 1, 2017 - June 30, 2018

Nebraska District Courts Weighted Caseload Report

Calendar Year 2018 (July 1, 2017 - June 30, 2018)

This Weighted District Court Caseload Report contains statistics for Nebraska's 93 District Courts, grouped into twelve Judicial Districts. The judiciary of Nebraska currently assesses the need for judicial positions using a weighted caseload method based on cases opened. Weighted caseload systems provide objective, standardized determinations of resource needs.

No quantitative judgeship assessment method, including a weighted caseload system will determine the exact number of judges required within a judicial district. But quantitative methods, such as weighted caseload can approximate the need for judgeships and provide a point of reference or standard for comparing relative need among judicial districts. Other measures, both qualitative and quantitative, may be used in conjunction with the weighted caseload standard calculation to support the assessment of judicial need. In particular, should the standard calculation show the need for a fractional judge (less than the full-time equivalent), additional assessments as to the relative workload per judge within a district and travel per judge may be useful. Also, other useful measures may include analyses of budget constraints, population trends, and other factors that may differentially affect the need for judges across districts.

Mission of the Nebraska Administrative Office of the Courts:

Under the direction of the Nebraska Supreme Court, the Administrative Office of the Courts' mission is to ensure the public has equal access to justice, using leadership, education, technology, and administrative services to implement consistent, efficient, and effective court practices.



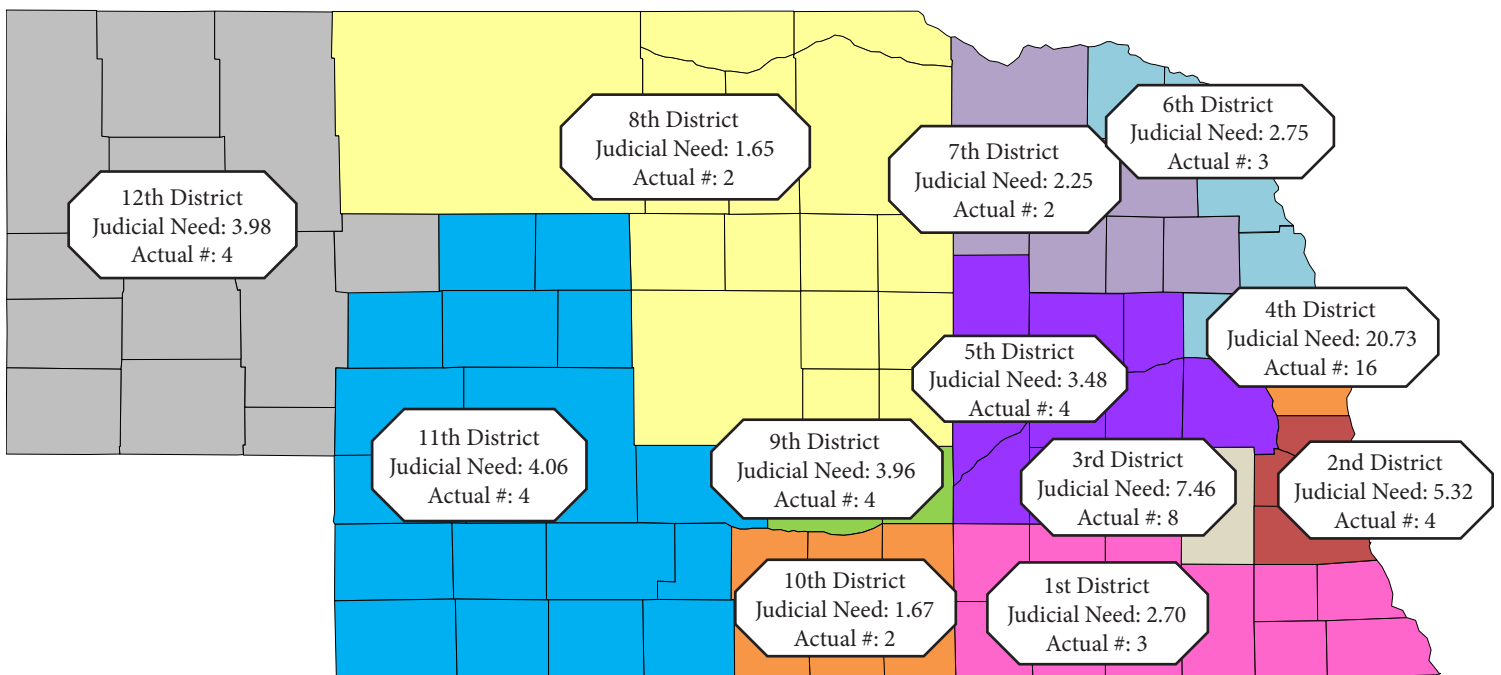
**Corey R. Steel | Nebraska State Court Administrator
Nebraska Supreme Court**

Rm. 1213 State Capitol | P.O. Box 98910 | Lincoln, NE 68509
T 402.471.3730 | F 402.471.2197
www.supremecourt.ne.gov

July 1, 2017 - June 30, 2018

Nebraska District Court Judicial Needs

Fiscal Year 2018 (July 1, 2017 - June 30, 2018)



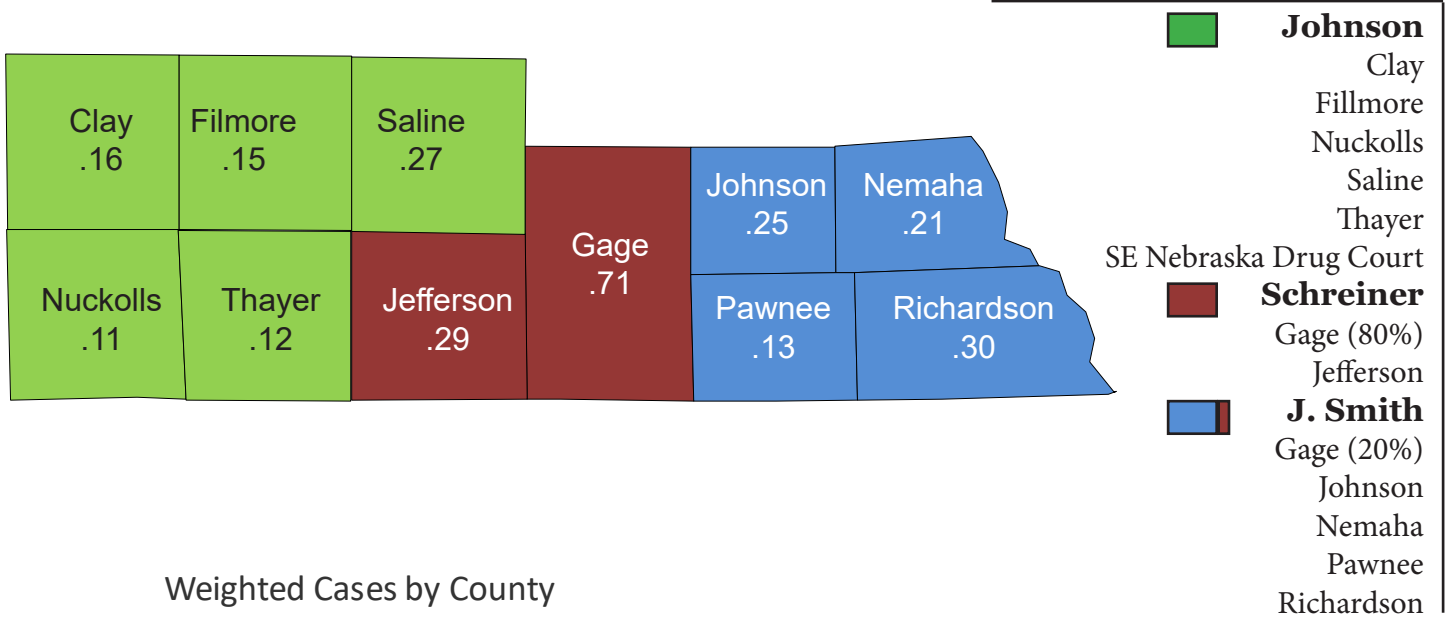
Changes in district boundaries due to LB 697 are effective July 19, 2018 and will be reflected in the Calendar Year 2018 report.

Weighted Caseload Report

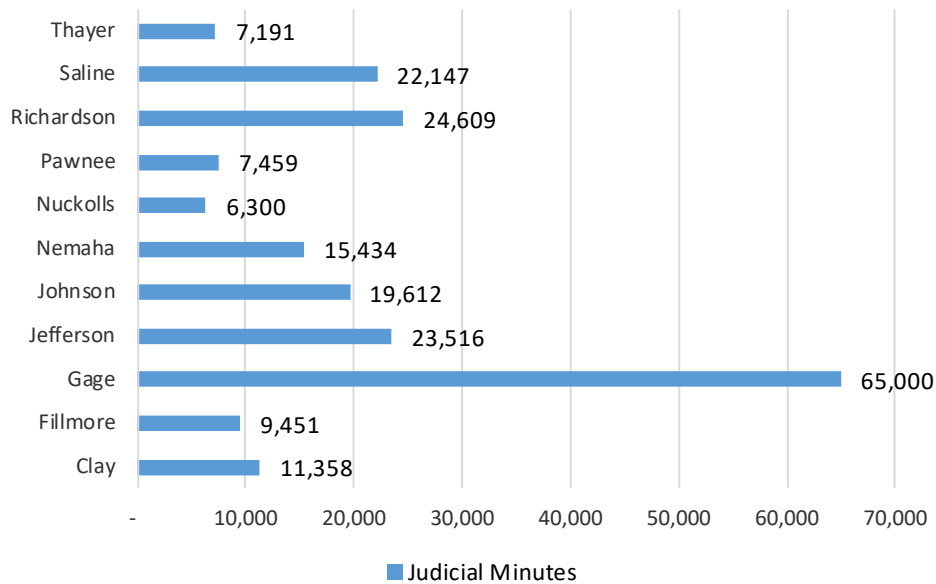
1st Judicial District - District Court

District court need for judges: 2.70
 Current number of judges: 3

Predicted judicial resources need by county



Weighted Cases by County

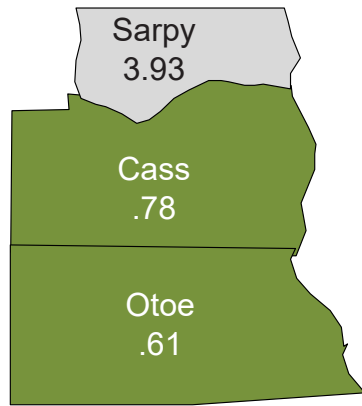


Weighted Caseload Report


2nd Judicial District - District Court

District court need for judges: 5.32
 Current number of judges: 4
 Child Support Referee: 0.49

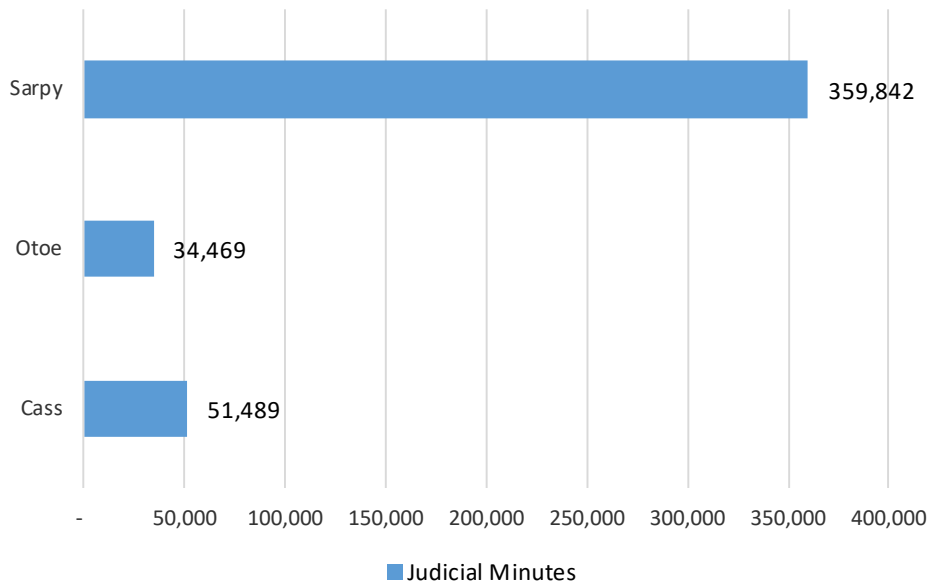
Predicted judicial resources need by county



Judges Serving the 2nd District
 District Court



Weighted Cases by County

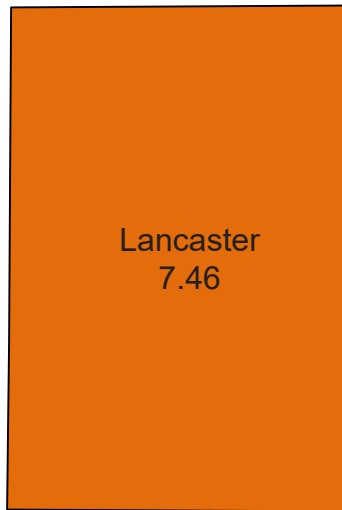


Weighted Caseload Report

3rd Judicial District - District Court

District court need for judges: 7.46
 Current number of judges: 8
 Child Support Referee: 1.00

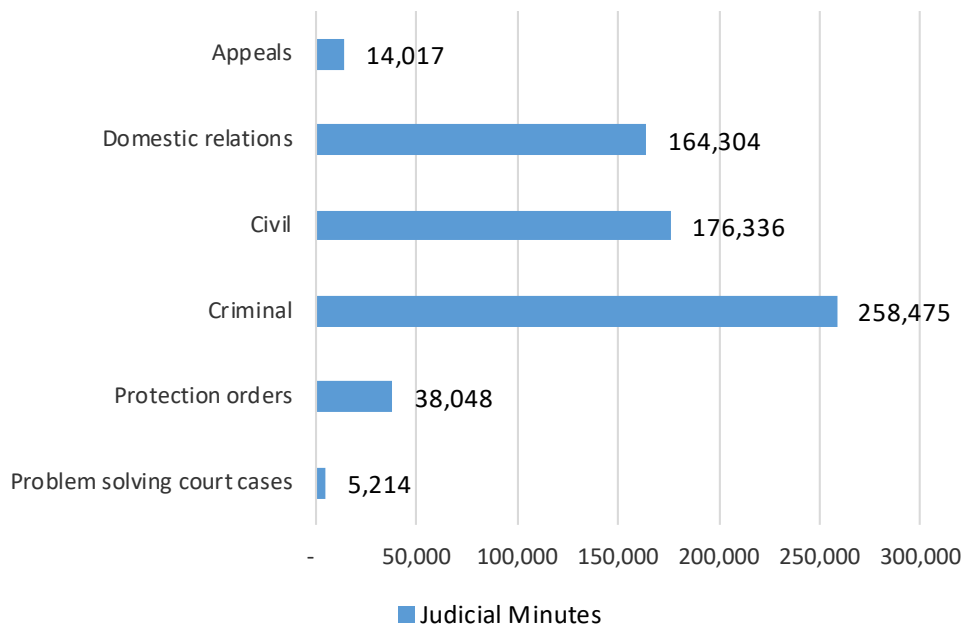
Predicted judicial resources need



Judges Serving the 3rd District
District Court

- Colborn
- Ideus
- Jacobsen
- Maret
- McManaman
- Nelson
- Otte
- Strong

Weighted Cases by Case Type

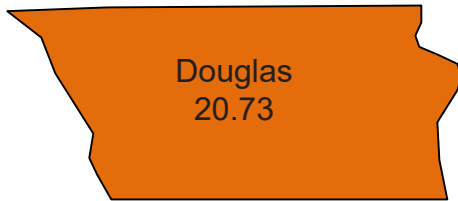


Weighted Caseload Report

4th Judicial District - District Court

District court need for judges: 20.73
 Current number of judges: 16
 Child Support Referee: 2.00

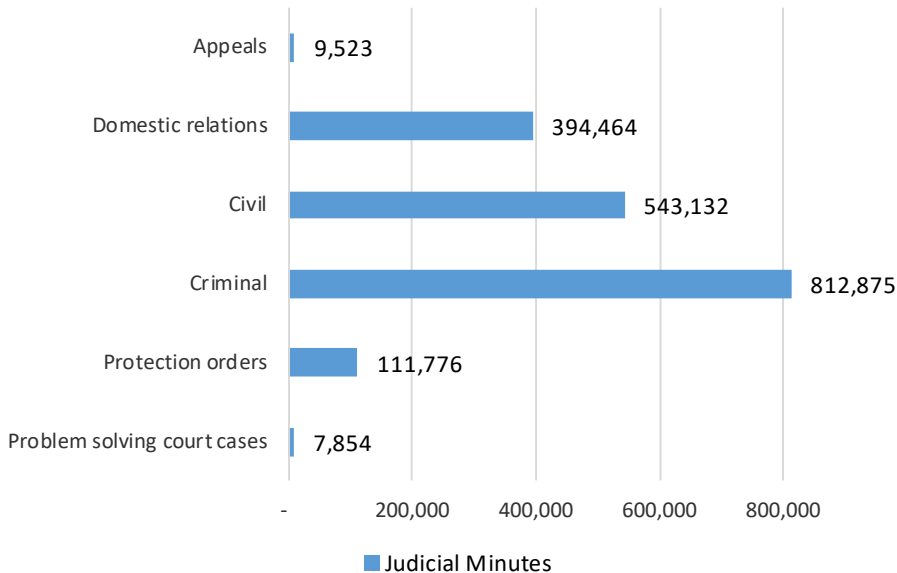
Predicted judicial resources need



Judges Serving the 4th District
District Court

- Ashford
- Bataillon
- Bowie
- Burns
- Coffey
- Derr
- Dougherty
- Gleason
- Miller
- Otepka
- Polk
- Randall
- Retelsdorf
- Schatz
- Stratman
- Wheelock

Weighted Cases by Case Type

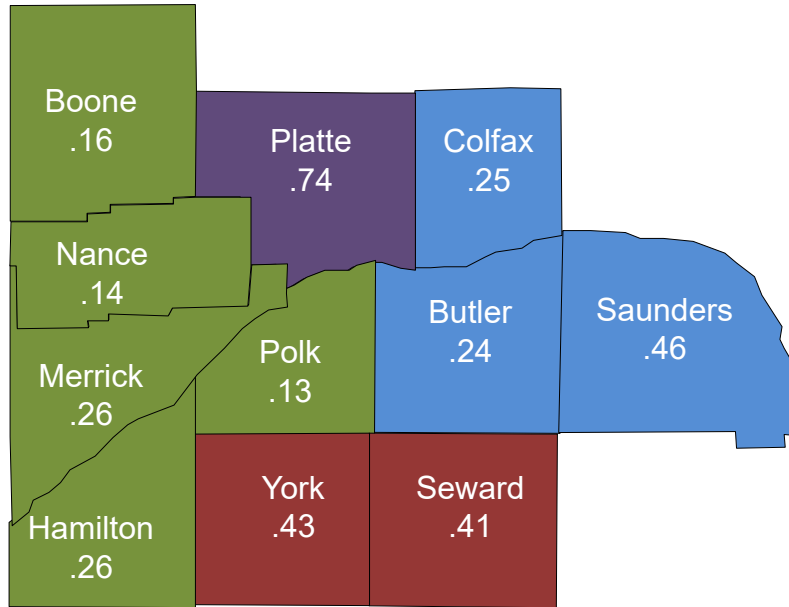


Weighted Caseload Report


5th Judicial District - District Court

District court need for judges: 3.48
 Current number of judges: 4
 Child Support Referee: 0.08

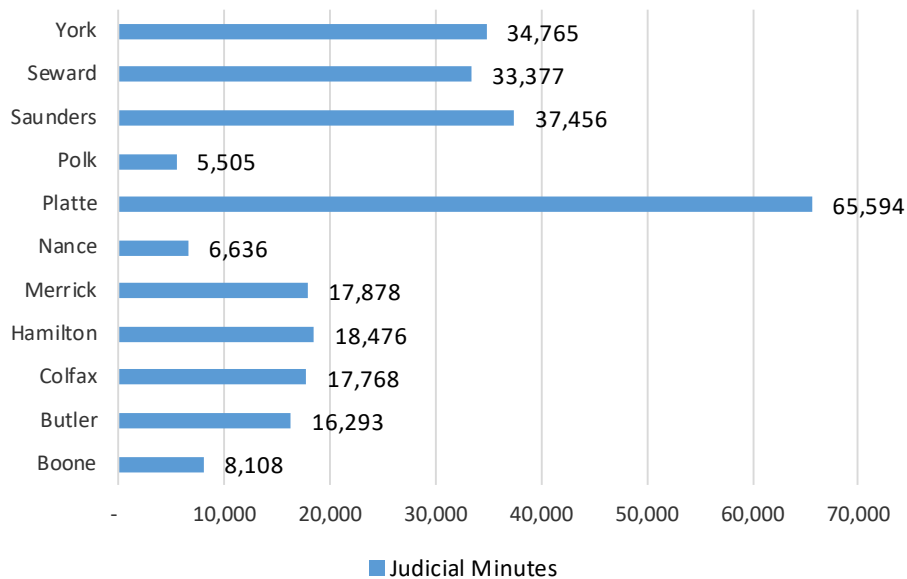
Predicted judicial resources need by county



Judges Serving the 5th District District Court



Weighted Cases by County

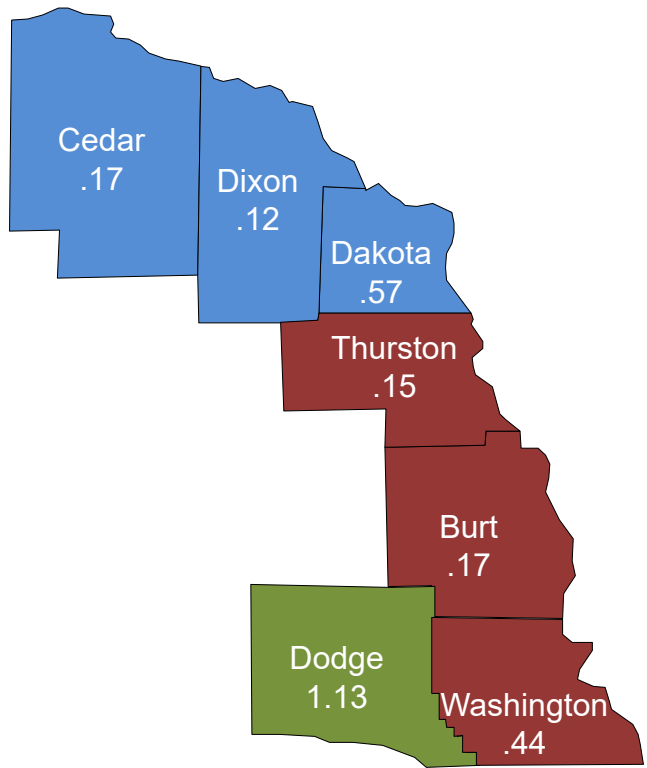


Weighted Caseload Report

6th Judicial District - District Court

District court need for judges: 2.75
 Current number of judges: 3

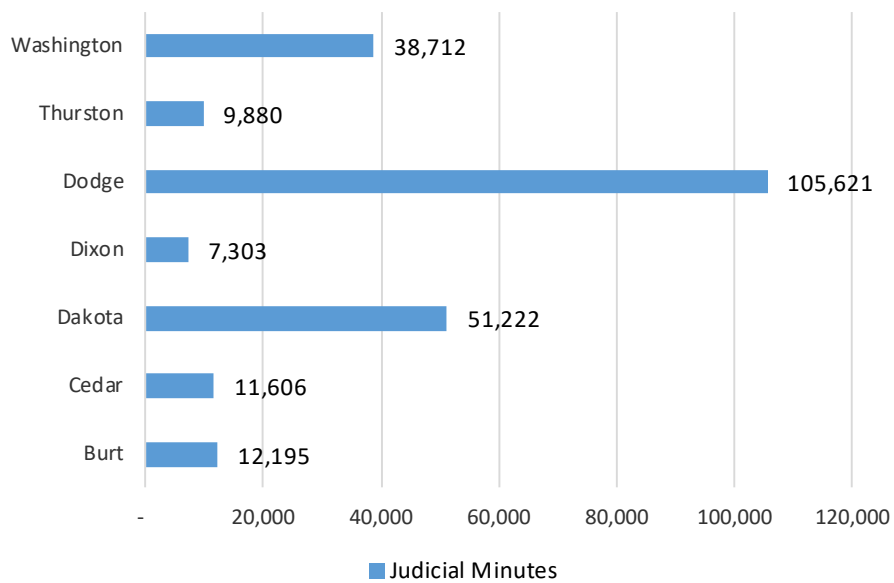
Predicted judicial resources need by county



Judges Serving the 6th District
 District Court

- **Vaughan**
 Cedar
 Dakota
 Dixon
- **Samson**
 Burt
 Thurston
 Washington
- **Hall**
 Dodge

Weighted Cases by County

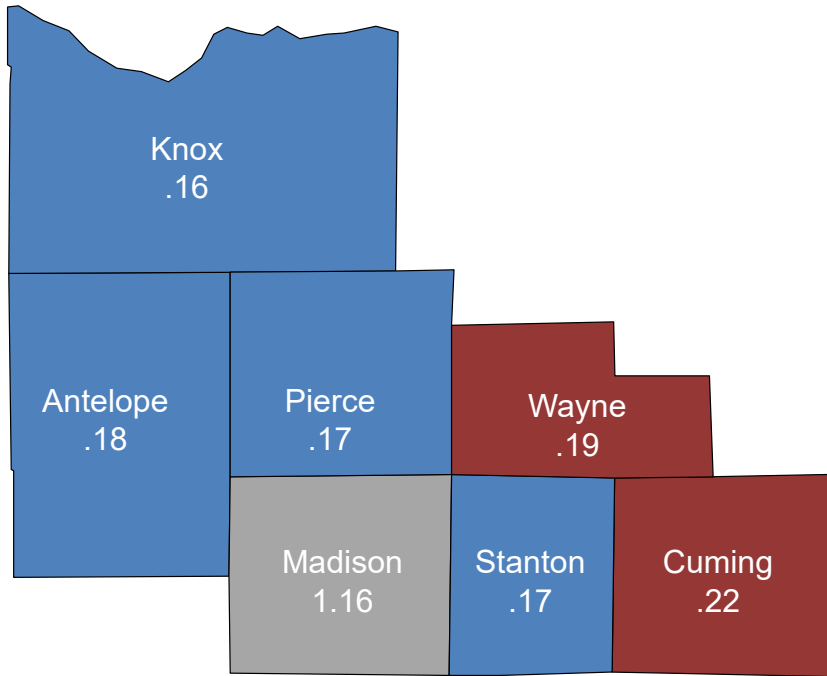


Weighted Caseload Report


7th Judicial District - District Court

District court need for judges: 2.25
 Current number of judges: 2
 Child Support Referee: 0.07

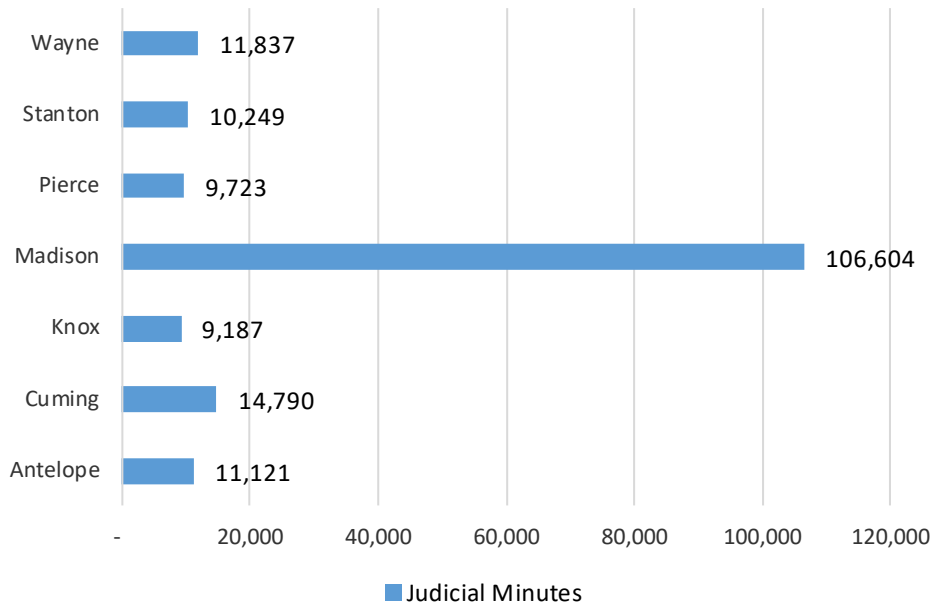
Predicted judicial resources need by county



Judges Serving the 7th District District Court



Weighted Cases by County



Weighted Caseload Report

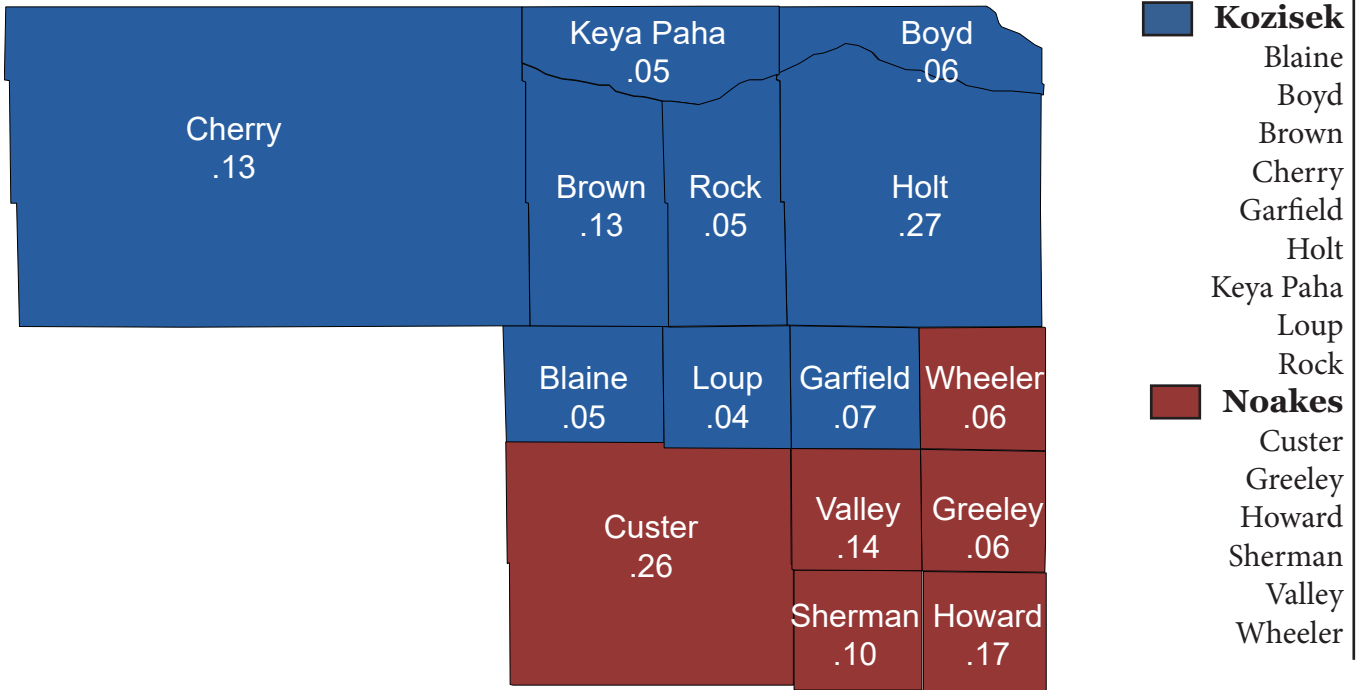
8th Judicial District - District Court

District court need for judges: 1.65

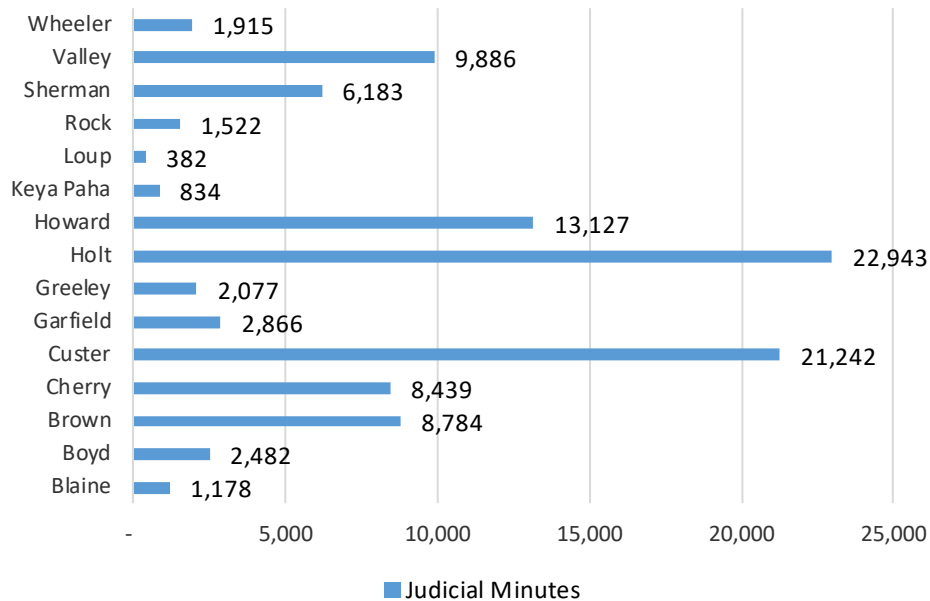
Current number of judges: 2

Predicted judicial resources need by county

Judges Serving the 8th District
District Court



Weighted Cases by County

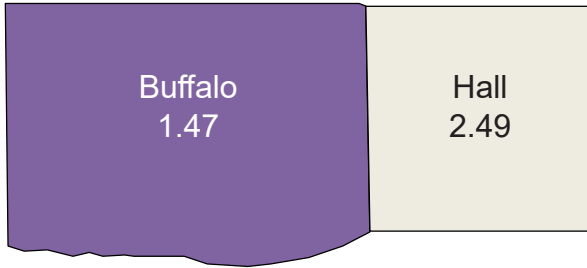


Weighted Caseload Report


9th Judicial District - District Court

District court need for judges: 3.96
 Current number of judges: 4
 Child Support Referee: 0.23

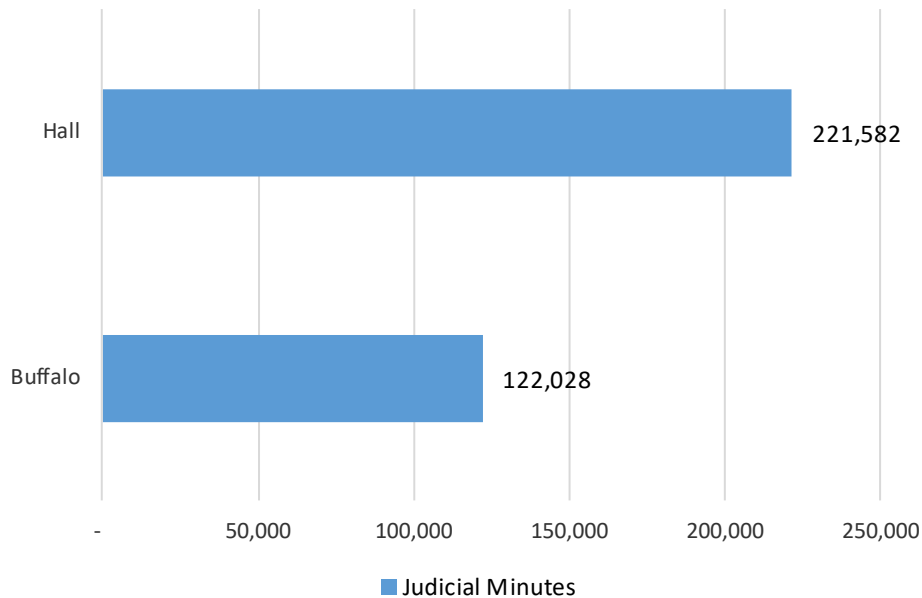
Predicted judicial resources need by county



Judges Serving the 9th District
District Court



Weighted Cases by County



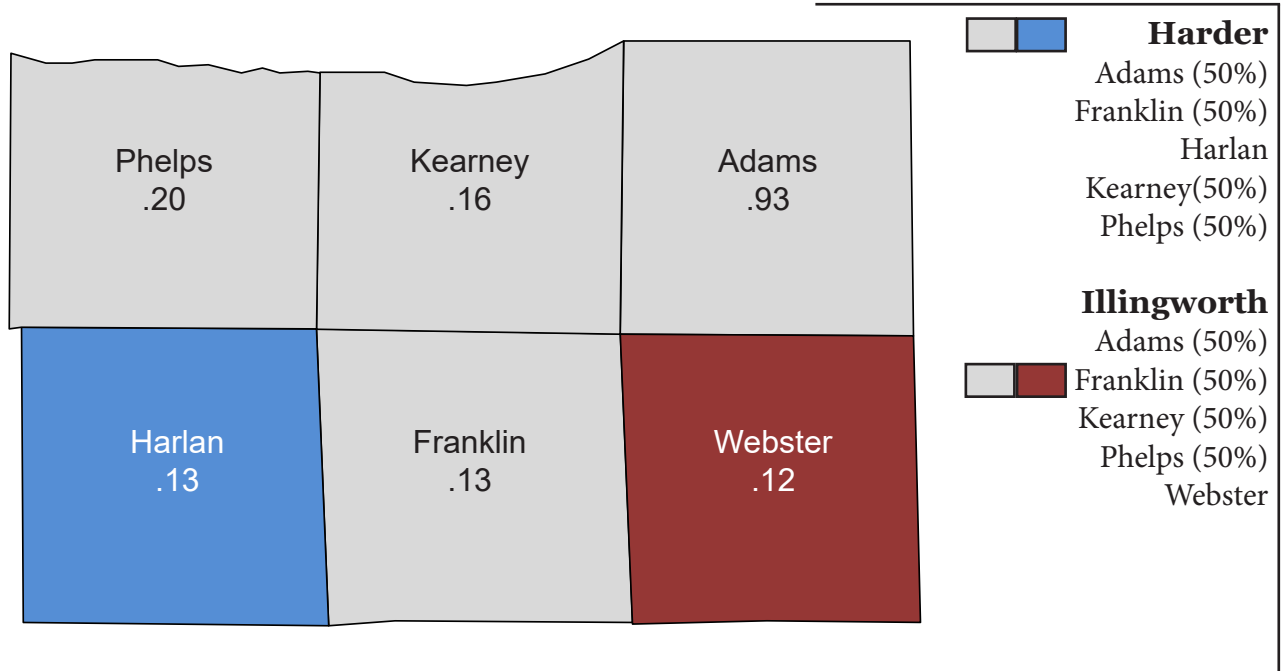
Weighted Caseload Report

10th Judicial District - District Court

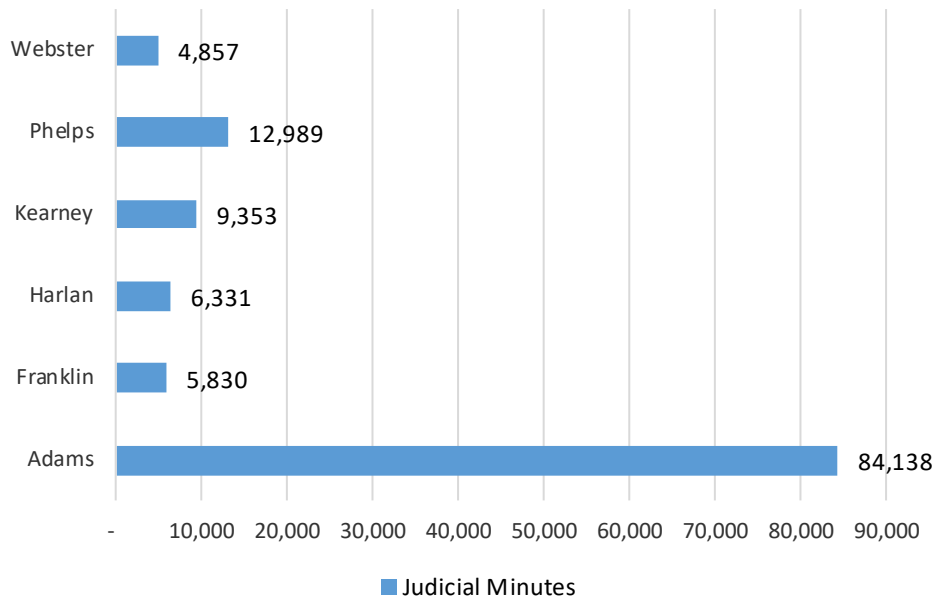
District court need for judges: 1.67
 Current number of judges: 2
 Child Support Referee: 0.11

Predicted judicial resources need by county

Judges Serving the 10th District District Court



Weighted Cases by County



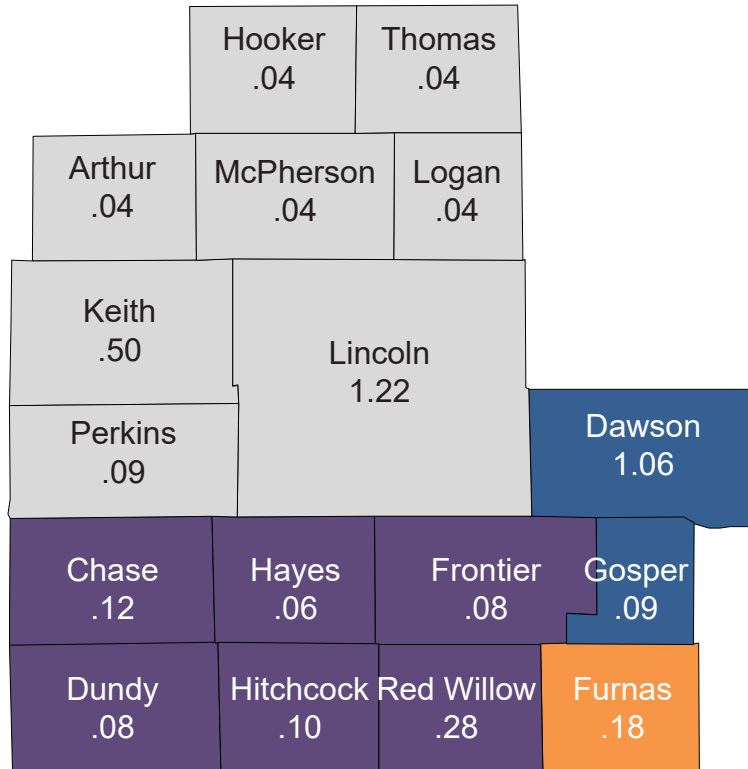
Weighted Caseload Report

11th Judicial District - District Court

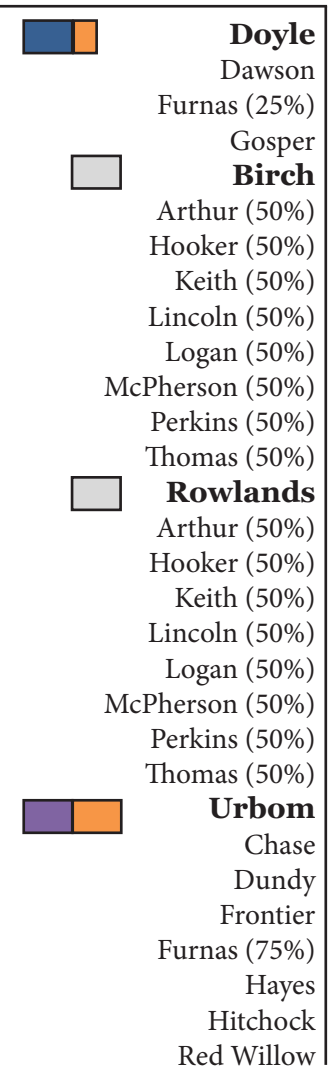
District court need for judges: 4.06

Current number of judges: 4

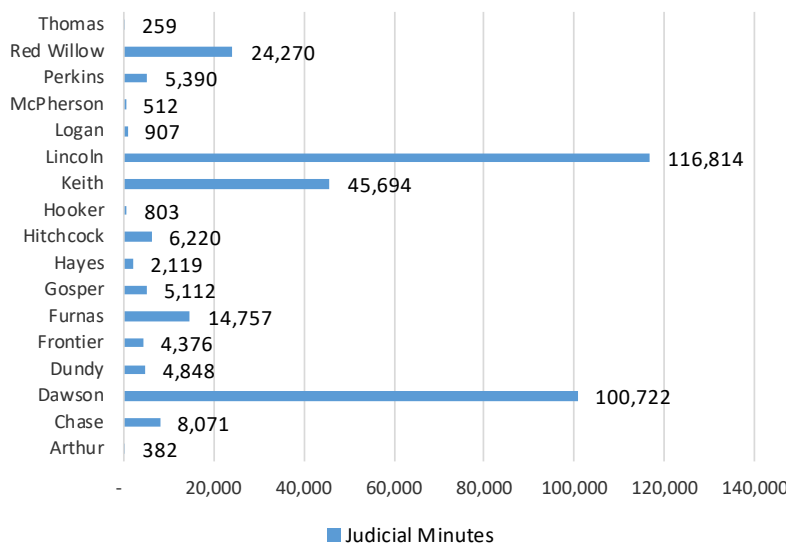
Predicted judicial resources need by county



Judges Serving the 11th District District Court



Weighted Cases by County

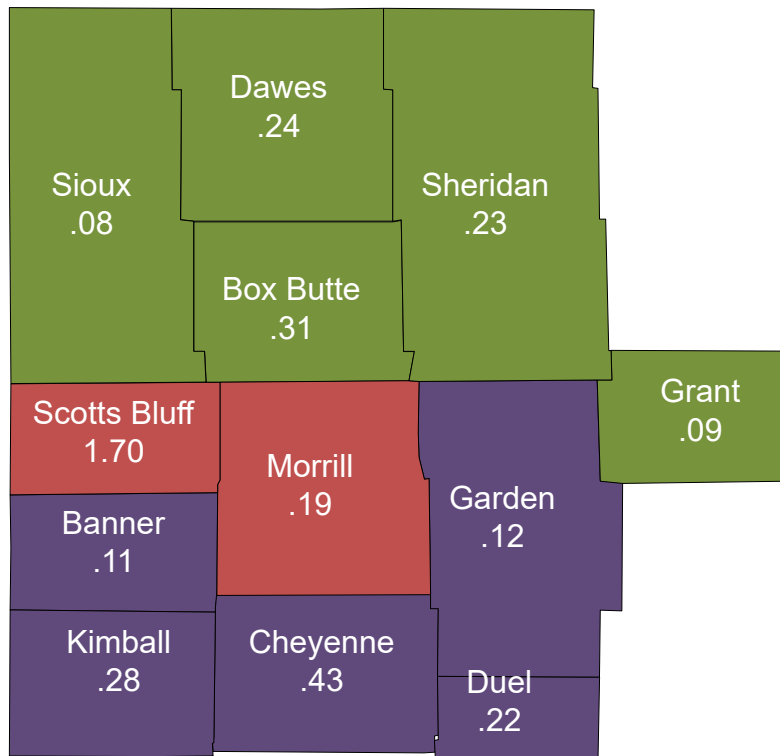


Weighted Caseload Report


12th Judicial District - District Court

District court need for judges: 3.98
 Current number of judges: 4

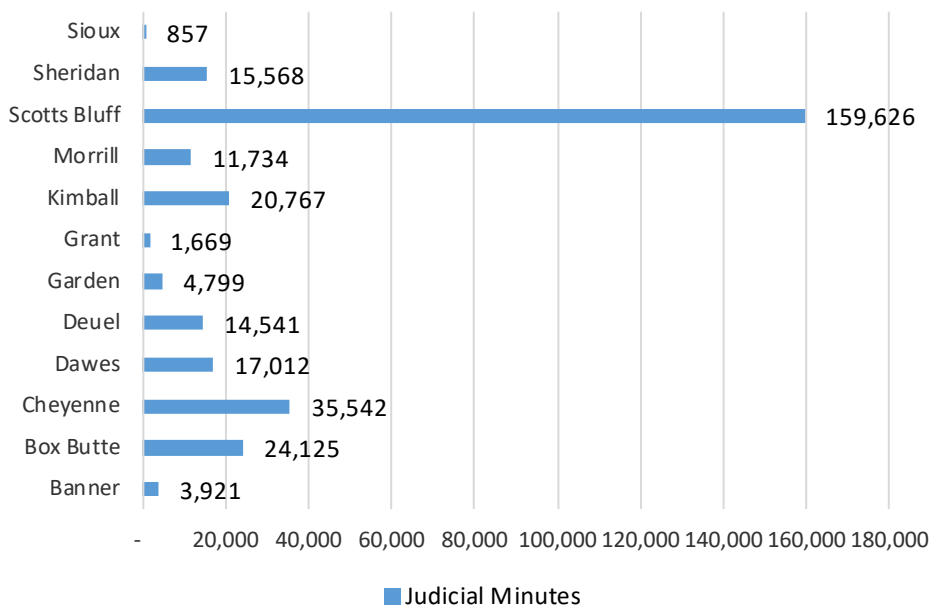
Predicted judicial resources need by county



Judges Serving the 12th District District Court



Weighted Cases by County



Nebraska Judicial Branch

Weighted Caseload Report

Separate Juvenile Courts

Reporting Period
Fiscal Year 2018

July 1, 2017 to
June 30, 2018



Nebraska Separate Juvenile Courts Weighted Caseload Report

Fiscal Year 2018 (July 1, 2017 — June 30, 2018)

This Weighted Separate Juvenile Court Caseload Report contains caseload statistics for Nebraska's three separate Juvenile Courts. The judiciary of Nebraska currently assesses the need for judicial positions using a weighted caseload method based on cases opened. Weighted caseload systems provide objective, standardized determinations of resource needs.

No quantitative judgeship assessment method, including a weighted caseload system will determine the exact number of judges required within a judicial district. But quantitative methods, such as weighted caseload can approximate the need for judgeships and provide a point of reference or standard for comparing relative need among judicial districts. Other measures, both qualitative and quantitative, may be used in conjunction with the weighted caseload standard calculation to support the assessment of judicial need. In particular, should the standard calculation show the need for a fractional judge (less than the full-time equivalent), additional assessments as to the relative workload per judge within a district and travel per judge may be useful. Also, other useful measures may include analyses of budget constraints, population trends, and other factors that may differentially affect the need for judges across districts.

Mission of the Nebraska Administrative Office of the Courts:

Under the direction of the Nebraska Supreme Court, the Administrative Office of the Courts' mission is to ensure the public has equal access to justice, using leadership, education, technology, and administrative services to implement consistent, efficient, and effective court practices.



**Corey R. Steel | Nebraska State Court Administrator
Nebraska Supreme Court**

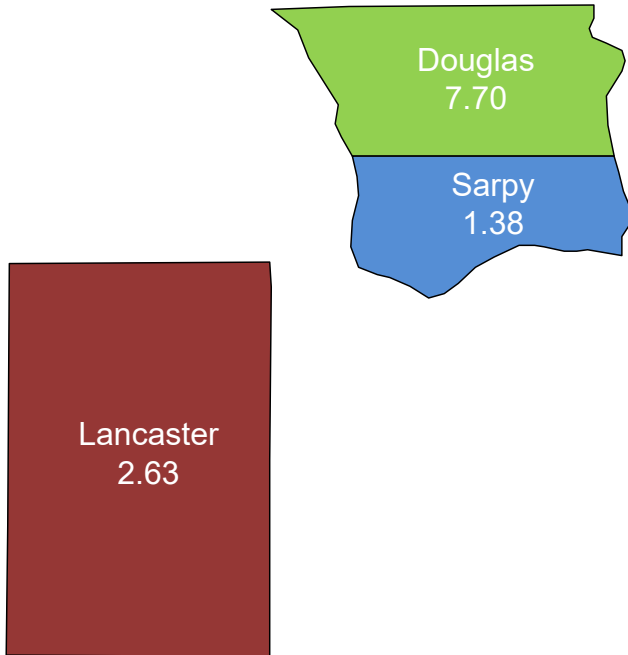
Rm. 1213 State Capitol | P.O. Box 98910 | Lincoln, NE 68509
T 402.471.3730 | F 402.471.2197
www.supremecourt.ne.gov

Weighted Caseload Report

Separate Juvenile Courts

County court need for judges: 11.71
 Current number of judges: 12

Predicted judicial resources need by county



Judges of the Separate Juvenile Courts

Sarpy County - 2nd District

Gendler
 O'Neal (handles Otoe County Juvenile Cases)

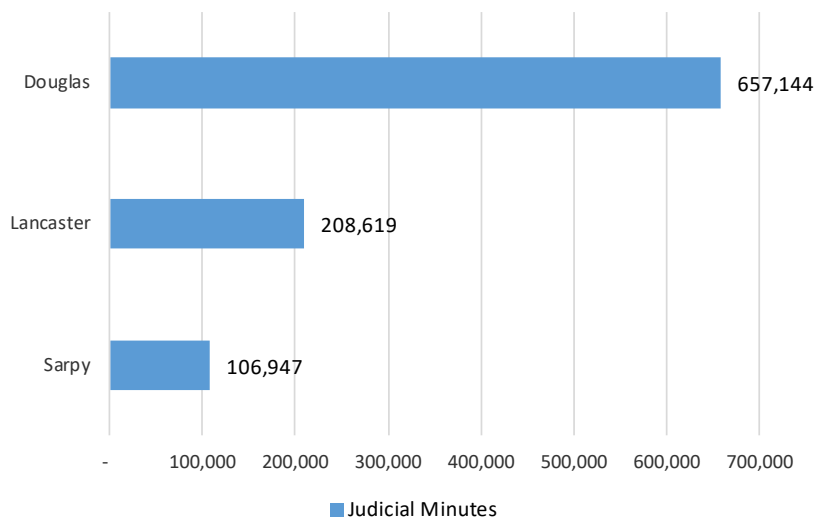
Lancaster County - 3rd District

Heideman
 Porter
 Ryder
 Thorson

Douglas County - 4th District

Brown
 Crnkovich
 Daniels
 Johnson
 Kahler
 Kelly

Weighted Cases by County



July 1, 2017 - June 30, 2018

James E. Doyle, IV
District Judge
11th Judicial District
State of Nebraska
700 North Washington Street
Lexington, Nebraska 68850

December 11, 2018

Comments to the Nebraska Judicial Resources Commission.

Members of the Commission:

Good morning and thank you for providing this opportunity to provide information concerning the assessment of the need for judicial resources in Nebraska and the distribution of the judicial branch's workload. I am sorry I cannot appear before you personally today but I am in Elwood, Gosper County, for a criminal trial.

The information and the opinions in this letter are mine alone and, while some judges may agree with some of the information presented, I do not write on behalf of any other judge.

I ask you to consider two matters. First, the need for a thorough time study of the work conducted by judges, with particular attention devoted to (a) the time judges spend administering, operating and presiding in problem-solving courts and (b) the time judges devote to work on judicial branch commissions and committees. Second, a 2019 study to be conducted by six district judges in which cases filed by prisoners at the Nebraska Department of Corrections' Tecumseh prison will be assigned to volunteer district judges outside the 1st Judicial District.

I. Weighted caseload study

A new weighted caseload study is required to accurately assess the work required of Nebraska's judges.

A. Changes in the work

The last thorough judicial workload study, which required judges to track the time spent each day on discrete work tasks, was more than 15 years ago. Since that time substantial changes in the law and court rules have been enacted and many decisions from the Nebraska and U. S. Supreme Courts have been rendered, all of which require judges to hear new types of cases, to rule on and receive new types of evidence, make new, additional findings in cases, and differently administer, preside over, and decide cases. Thus, even though the number of cases filed has not uniformly increased across the state, the work required of the judges in the cases which have been filed has increased. This increased workload is not reflected in the current workload data or the formulas derived for determining the workload imposed by a given type or number of cases.

B. The effort required to operate problem-solving courts was understated in the most recent study.

Last year I wrote to you about this subject. The issues have not materially changed since then. I will endeavor to repeat only so much of my previous message to you as is necessary to make the point.

As will be presented in more detail at your meeting, Nebraska currently has 24 problem-solving courts in which 41 judges work. The types of court have increased from adult drug courts, to young adult drug courts, juvenile drug courts, Veterans treatment courts and, just last year, two Reentry courts commenced. Only adult and juvenile drug courts were included in the most recent weighted caseload time study.

The time study which provides the formula for determining the weighted case load for each type of case attempted to measure case complexity in terms of the average amount of judicial time actually spent processing different types of cases, from the initial filing to final resolution, including any post-judgment activity. As a result of the time study, each adult drug court case was assigned a total of 66 minutes, i.e., the weighted caseload study calculated that for each drug court case I handle, I will spend 66 minutes on the case from start to finish. The value of 66 minutes for each case grossly underestimates the time required for drug court cases. A simple illustration will prove the point.

The Midwest Nebraska Problem-Solving Court has been in operation in the 11th Judicial District since 2006 and operates adult drug courts in Dawson and Lincoln Counties and as of December 2018, had 50 participants. The drug court accepts participants from all the counties, but the participants now served are primarily from Dawson and Lincoln counties. Presently, I am the only judge who serves in the Midwest Nebraska Problem-Solving Court.

Under the time study, for the 50 participants presently in the drug court, the time allocated to my annual work in the court is 55 hours (66 minutes per participant x 50 participants ÷ 60 minutes per hour). In actuality, the actual time I spend each year to administer, operate, and preside in the drug court programs is not less than 275-300 hours. On average, I spend not less than five to six hours per week performing work for the Midwest Nebraska Drug Court.

This example makes manifest the need for a new time study and the need to carefully measure all the elements of the time judges spend on problem-solving court work.

As you are aware, Nebraska's prisons are overcrowded to the point the state has been sued on claims the overcrowding violates prisoners' rights under the Constitution and federal law. Nebraska's Legislature, aware of the overcrowding, recently enacted laws which reduced the prison time that can be imposed for some crimes and enacted a presumption of probation for certain lower-level felony crimes. At about the same time, the Legislature also explicitly authorized the use of additional types of problem-solving courts to include Veterans treatment, Reentry, Family dependency, Mental Health, and DUI courts. The result of these changes is Nebraska's judges have been encouraged to send fewer offenders to prison and to implement and

operate problem-solving courts to provide intense supervision to offenders who would otherwise be sentenced to incarceration.

C. Account for work on commissions and committees

The weighted caseload study did not assign a value, in minutes worked or otherwise, to the work judges devote to the operations of the judicial branch via commissions and committees. Stated differently, the work judges do to help with the operation of the judicial branch was not addressed by the weighted caseload study and is not reflected in the values assigned to the work judges perform on cases.

The Supreme Court's website lists 25 committees and commissions. Judges serve on nearly all these bodies. As you know by reason of your service, properly preparing for and taking an active role in the work of a commission or a committee requires a substantial investment of time and energy. Further, many of these committees are charged not only with maintaining the effective operation of the courts and probation but also with researching and designing ways to improve the operations of the judicial branch and devising ways to meet the changing demands placed on the courts and probation. The vast majority of the judges who work on the commissions and committees spend many hours every month to further the work and effectiveness of the bodies. Such work is not included in the weighted caseload studies, yet such work is vital to the proper functioning of the judicial branch.

C. Conclusion

The workload of the judges has increased and the most recent time study does not reflect the increase in the workloads. A new weighted caseload study needs to be conducted and conducted in a way that reflects the changes in the time judges spend handling new and different types of cases and in serving on commissions and committees.

II. Tecumseh prisoner litigation

A. Description of the study

Litigation brought by persons incarcerated in the Department of Corrections in Tecumseh will be assigned for administration and disposition to a pool of volunteer district judges instead of the district judges in the 1st Judicial District.

The activities to be measured include the following: (1) The number of minutes required for each activity on each case including an examination of pleadings, research, arranging hearings, scheduling hearings, pretrial hearings, hearings/trials, reviewing evidence, writing and editing opinions, filing opinions and any post-trial proceedings. (2) The type of case; (3) Time from opening to disposition; (4) Identification and description of the number of attorneys involved; (5) The availability and usefulness of forms and templates; (6) The number of telephone calls; (7) The number of in-person and telephonic hearings; (8) The scheduling time expended by bailiffs and support staff; (9) The time expended doing each type of hearing; (10) The number of judicial actions; (11) The number of bailiff and support actions; (12) The number of motions filed or

requested, prehearing, during the hearing, and post-hearing; (13) The number of appeals; (14) The volume of the record; and (15) The number of contacts with the referring judge.

The time expended on each activity will be recorded and, with the other data collected, anonymously aggregated and used to calculate the judicial and clerical effort required to resolve the cases over a period of one year.

It is anticipated most of the proceedings will be conducted by telephone and by using electronic files available via JUSTICE and the judges' PORTAL. In the event in-person evidentiary hearings are required, the volunteering judges and the 1st Judicial District judges will confer to determine how a case can be most quickly and efficiently resolved given the schedules of the judges involved. It is anticipated the number of filings to be handled by the volunteer judges in 2019 will be somewhere between forty and seventy cases.

B. Program goals

The goals are to resolve and expeditiously close the cases while collecting data to measure the effectiveness of the effort. This will involve judges and support staff recording the activities required to conduct the proceedings and issue the orders and judgments. The effect of the reduction in the cases handled by the 1st Judicial District judges will also be measured. The program objectives are to assess the efficacy and cost-effectiveness of pooling the cases and the efficacy of distributing the judicial workload in such a fashion.

There are several types of cases in which the state is sued or which involve decisions by administrative agencies which are appealed to the district court. Most of these cases are filed in locations where the state has prisons and in Lincoln, the seat of the state government. In some of these locations the judicial workload is heavier than the judicial workload in other districts. If successful, the Tecumseh prisoner litigation assessment may serve as a model for examining similar case-pooling efforts in other parts of the state to investigate the efficacy and efficiency of balancing judicial workloads by use of such method.

The Supreme Court has given the program proponents permission to proceed and the program is expected to begin on January 1, 2019.

I ask you to consider the information provided in this letter when you make decisions concerning the needs of our judicial system. Thank you.

Sincerely,

/s/ James E. Doyle, IV

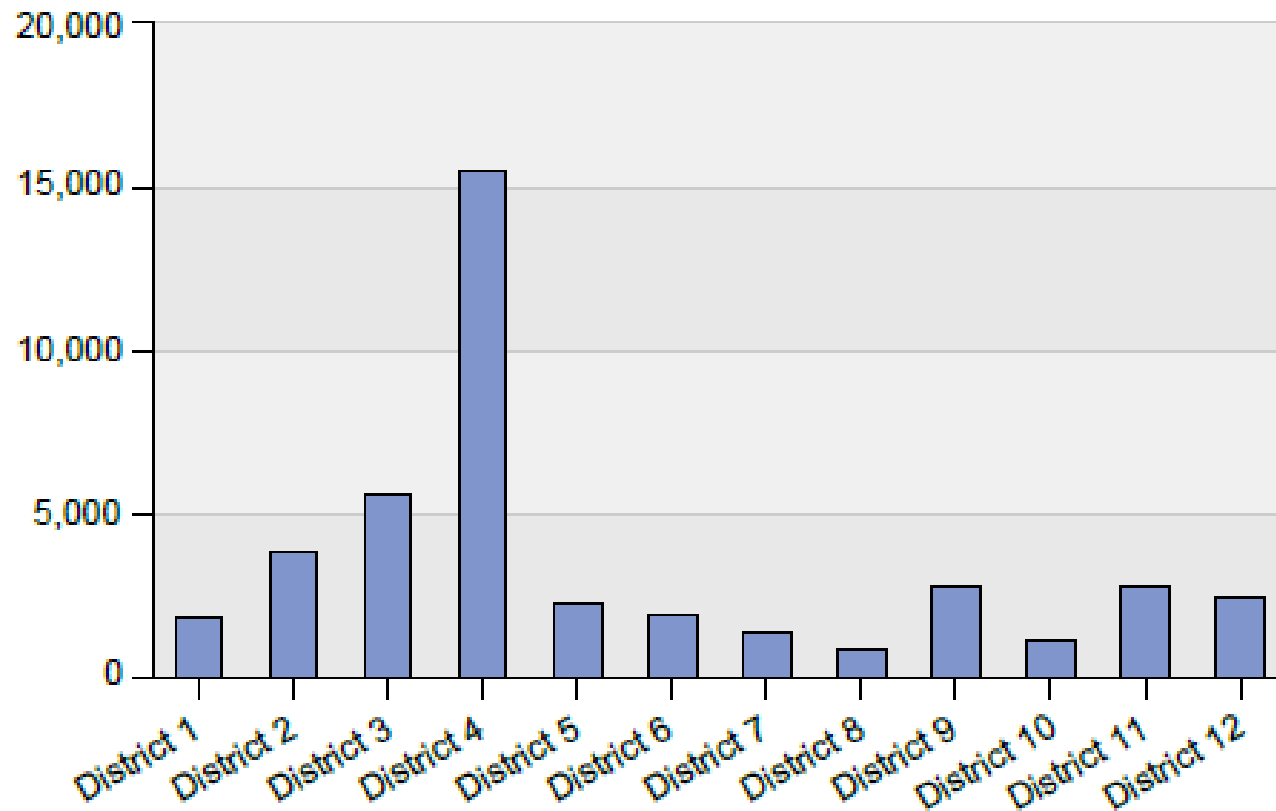
JUDICIAL RESOURCES COMMISSION

SUPPORTIVE DATA FOR 2018 ANNUAL MEETING

DISTRICT COURT CASELOAD

Fiscal Year 2018 Nebraska District Court Adult Annual Cases Opened

Fiscal Year 2018 District Court Adult Cases Opened by District



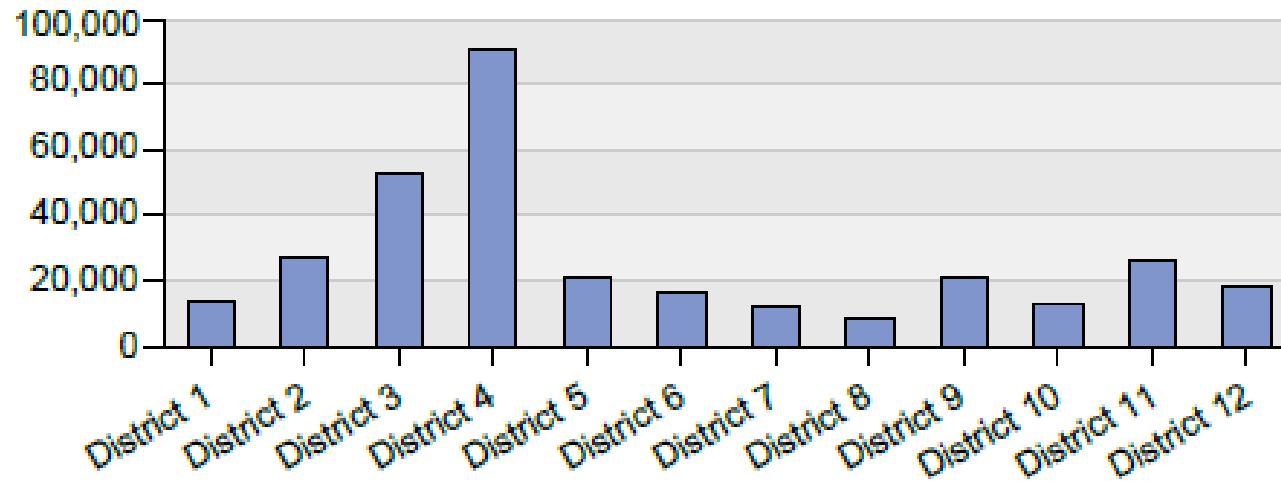
Year	Adult Court
FY 2009	42,861
FY 2010	43,056
FY 2011	42,428
FY 2012	41,403
FY 2013	39,746
FY 2014	39,626
FY 2015	39,847
FY 2016	41,066
FY 2017	42,242
FY 2018	42,319

Caseload statistics were prepared prior to the change in the District Court district boundaries due to LB 697.

COUNTY COURT CASELOAD

Fiscal Year 2018 Nebraska County Court Adult Annual Cases Opened

Fiscal Year 2018 County Court Adult Cases Opened by District



Historical Case Opened			
Year	Adult Court	Juvenile Court	Total Case Filings
FY 2009	420,788	6,631	427,419
FY 2010	393,867	5,745	399,612
FY 2011	391,328	5,733	397,061
FY 2012	380,391	5,896	386,287
FY 2013	354,931	5,354	360,285
FY 2014	341,648	4,868	346,516
FY 2015	328,424	5,225	333,649
FY 2016	327,552	5,192	332,744
FY 2017	325,706	5,158	330,864
FY 2018	321,462	4,834	326,296

SEPARATE JUVENILE COURT CASELOAD

Separate Juvenile Courts Cases Opened - 10 Year History

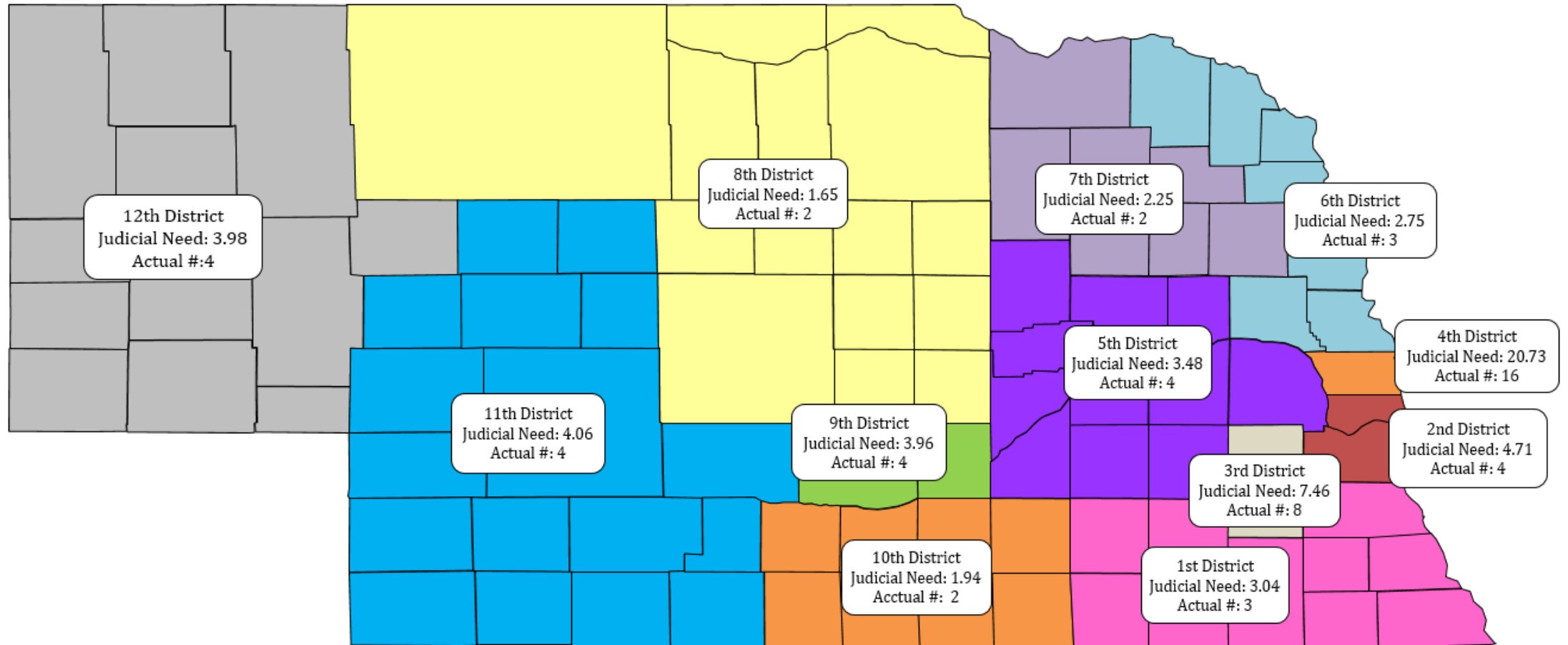
	2009	2010	2011	2012	2013	2014	2015	2016	2017	2018
Sarpy	859	849	860	690	678	641	635	615	625	668
Lancaster	1,977	1,899	2,026	1,900	1,773	1,625	1,420	1,434	1,260	819
Douglas	2,486	3,080	2,553	2,679	2,654	2,474	2,313	2,302	2,467	2,386

Case counts include Supplemental Petitions filed in Separate Juvenile Court.

DISTRICT COURT WEIGHTED CASELOAD – *NEW BOUNDARIES*

Nebraska District Court Judicial Needs Fiscal Year 2018 (July 1, 2017 - June 30, 2018)

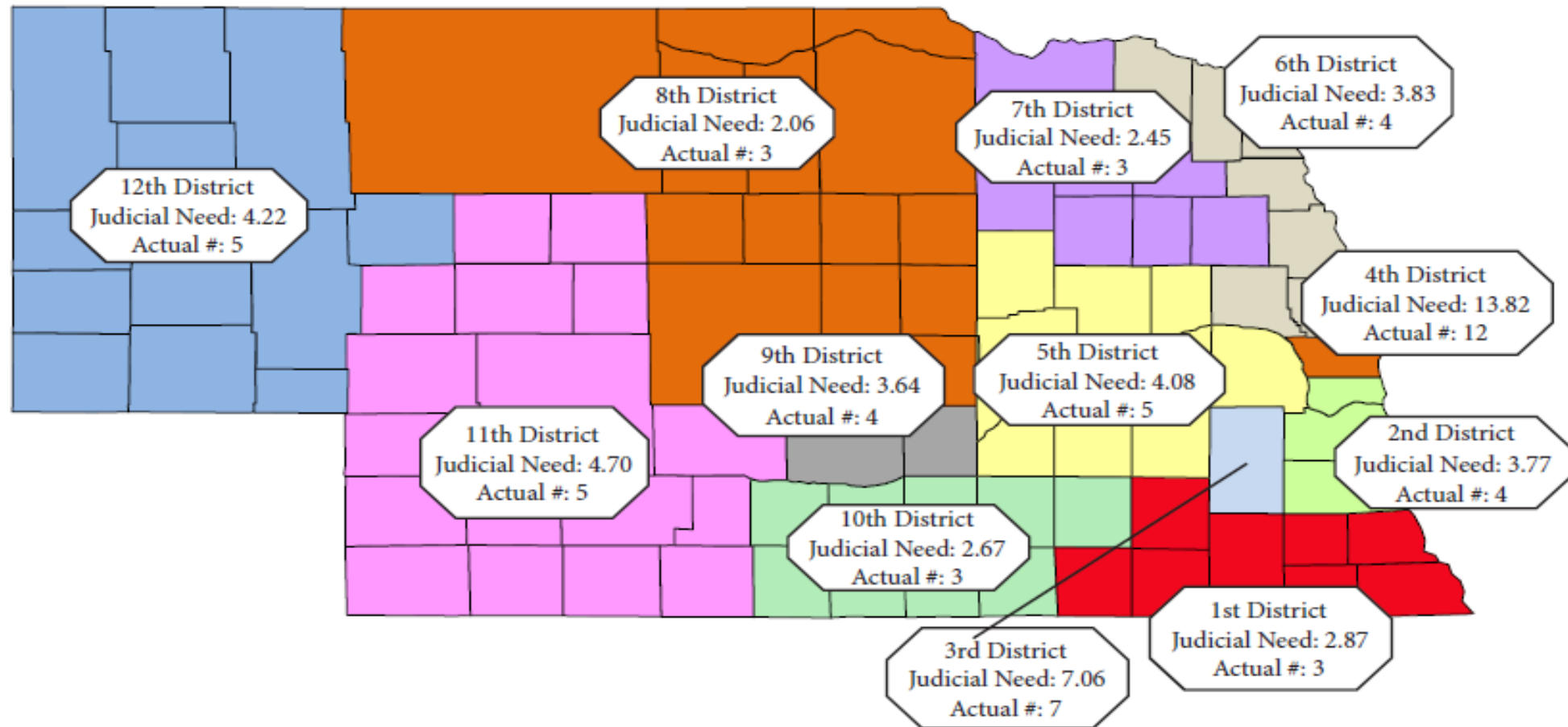
District Boundaries adjusted to LB 697 changes, effective July 19, 2018.



COUNTY COURT WEIGHTED CASELOAD

Nebraska County Courts Judicial Needs

Fiscal Year 2018 (July 1, 2017 - June 30, 2018)



SEPARATE JUVENILE COURT WEIGHTED CASELOAD

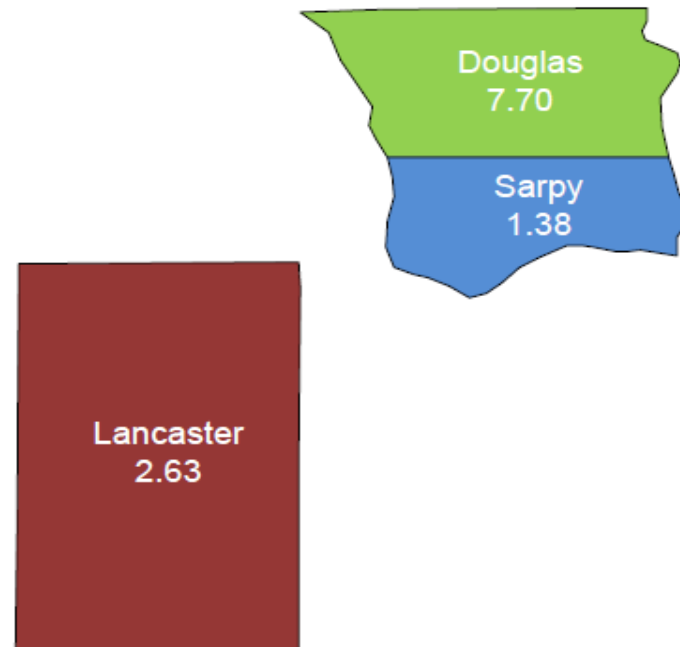
Fiscal Year 2018 (July 1, 2017 to June 30, 2018)

Weighted Caseload Report Separate Juvenile Courts

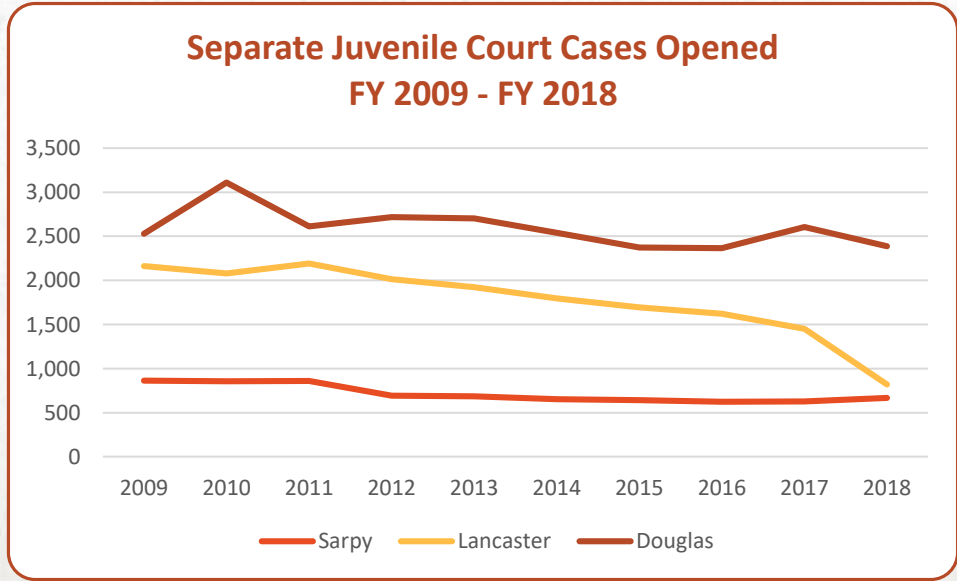
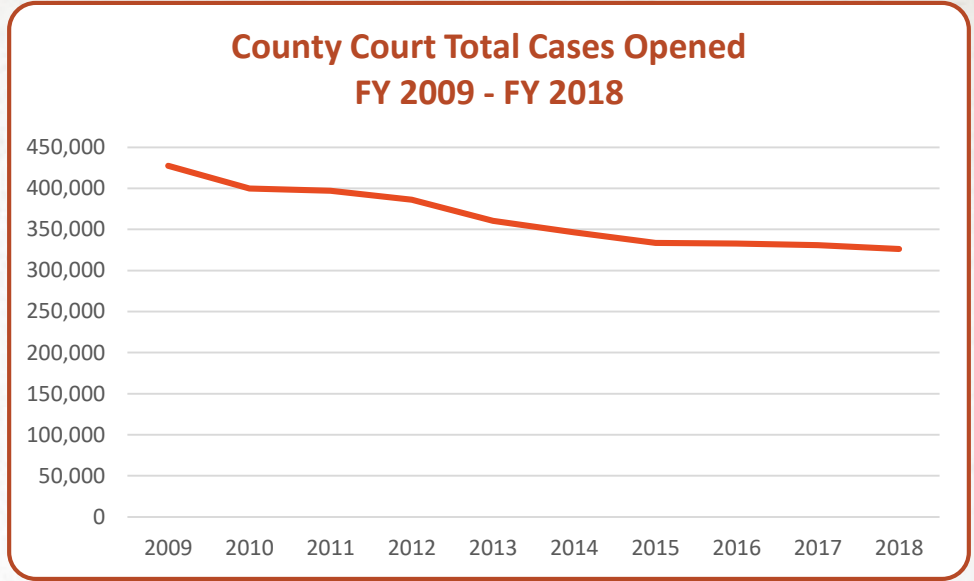
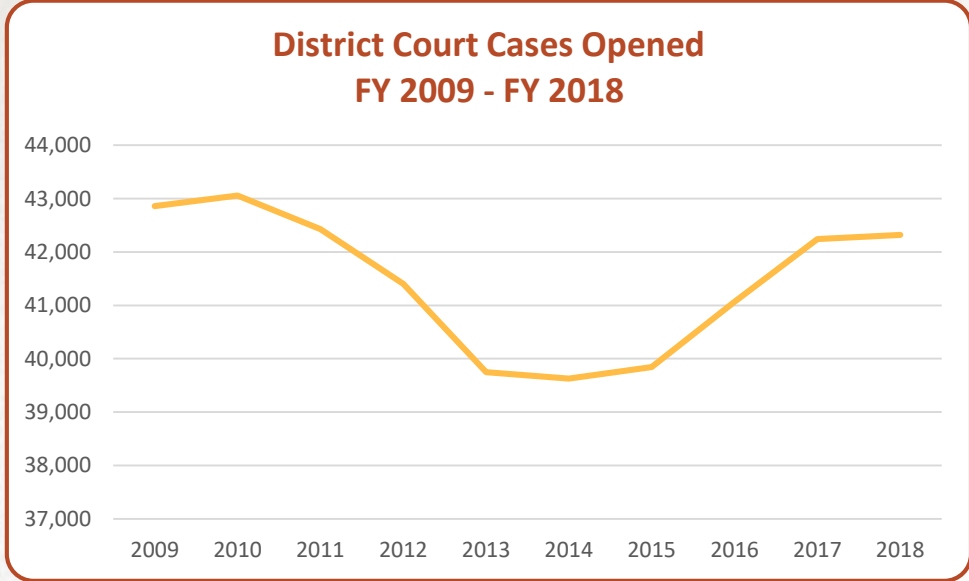
County court need for judges: 11.71

Current number of judges: 12

Predicted judicial resources need by county



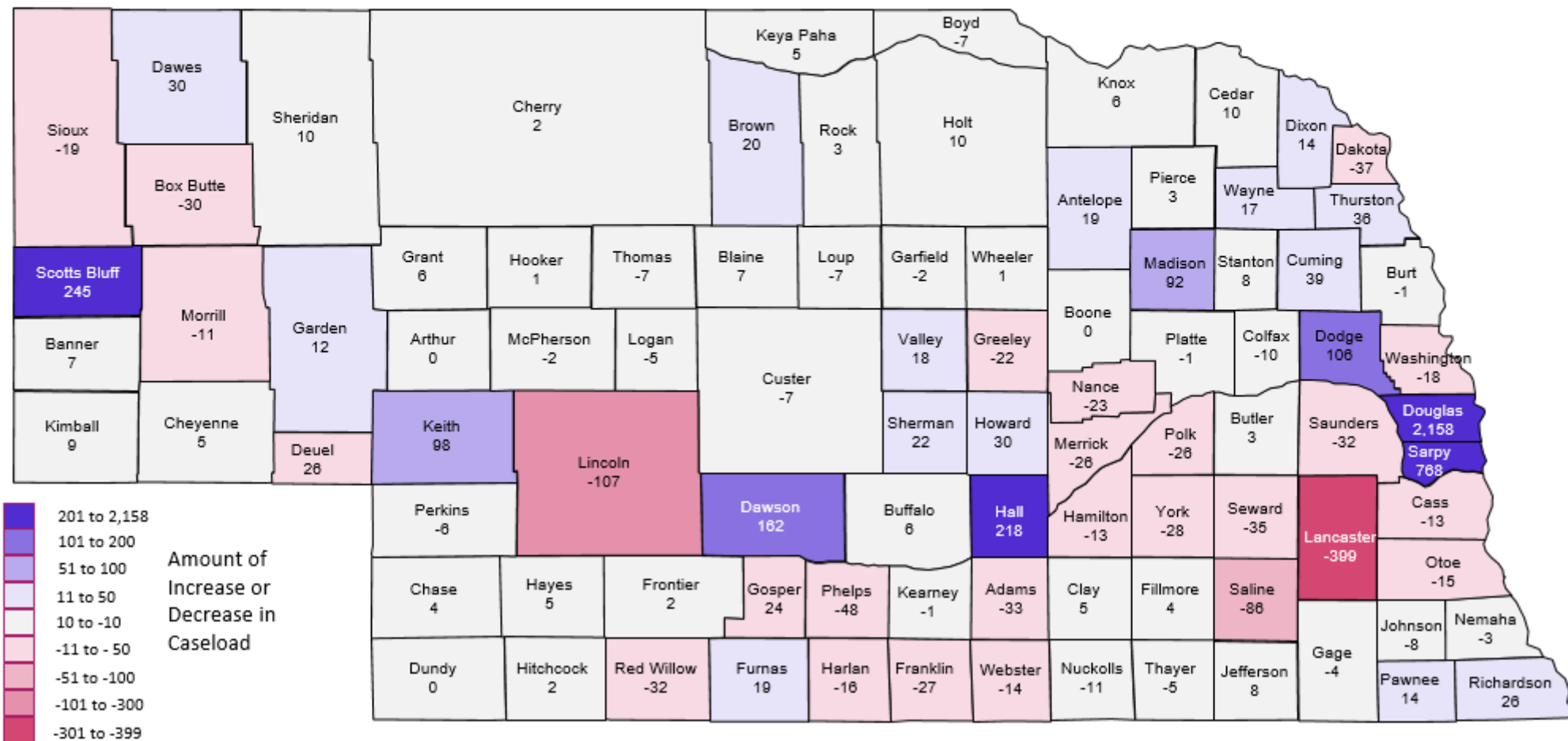
HISTORICAL CASES OPENED



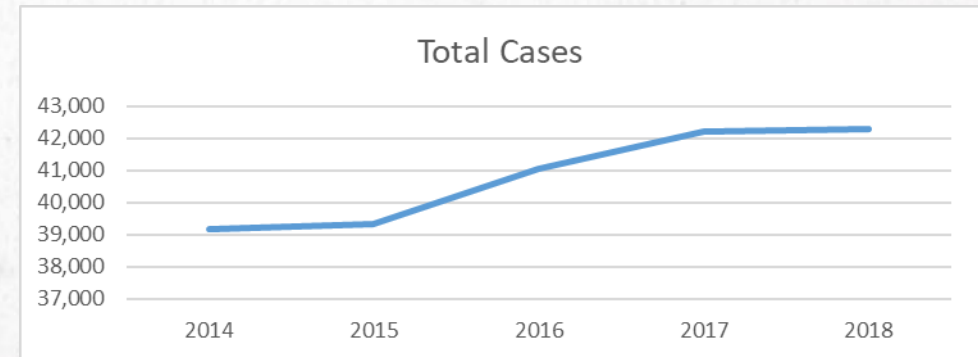
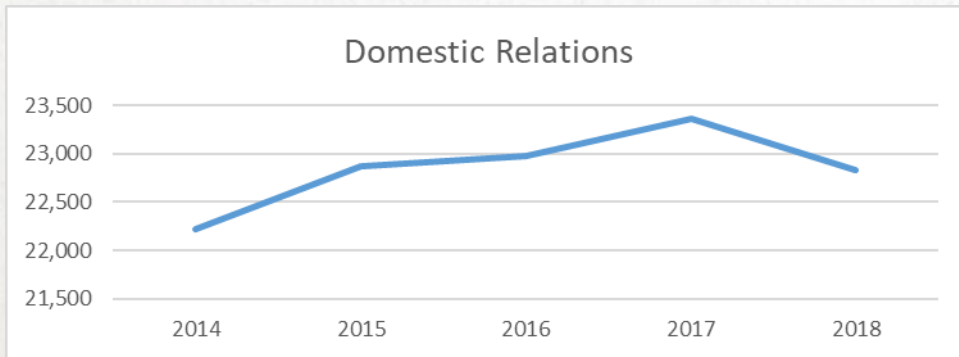
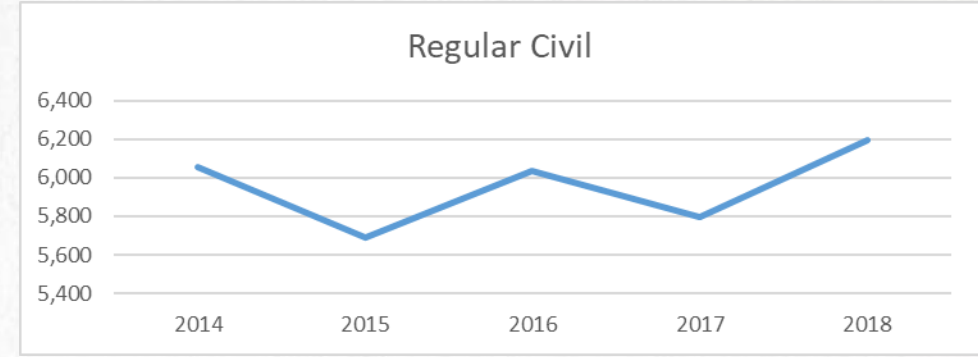
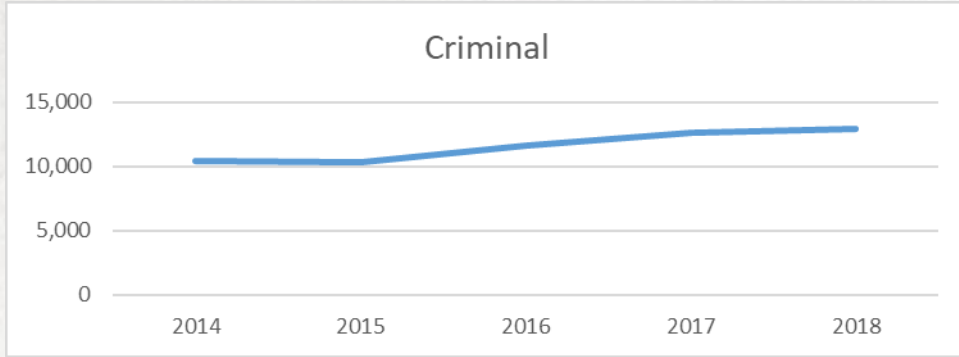
CASELOAD TRENDS – DISTRICT COURT

Administrative Office of the Courts
 1445 K Street/P.O. Box 98910
 Lincoln, NE 68509
 (402) 471-3730

District Court
 5 Year change in Caseload
 Calendar Year 2014 to Fiscal Year 2018
 Statewide 3,135 Increase (8.0% Change)



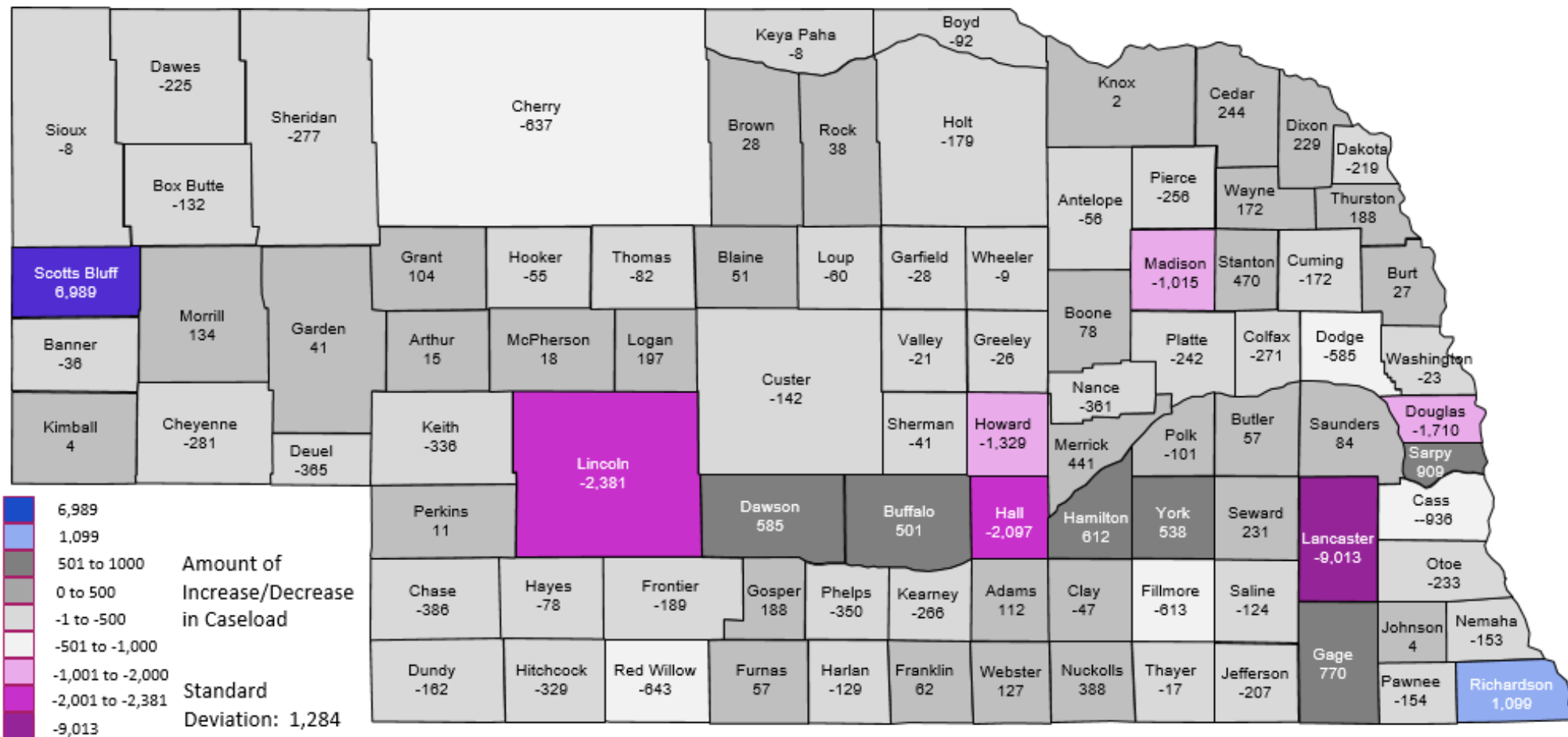
FACTORS DRIVING THE CASELOAD TRENDS IN DISTRICT COURT



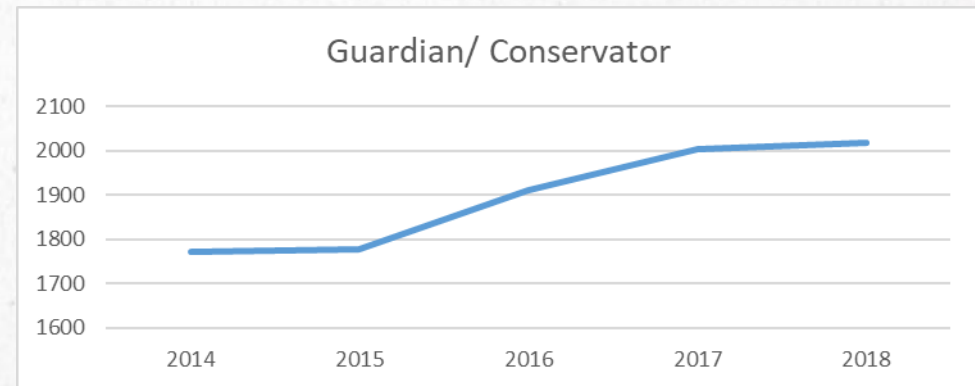
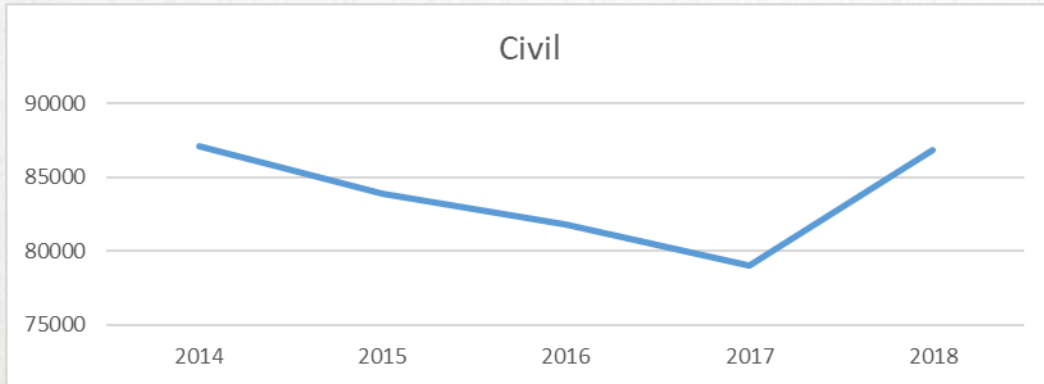
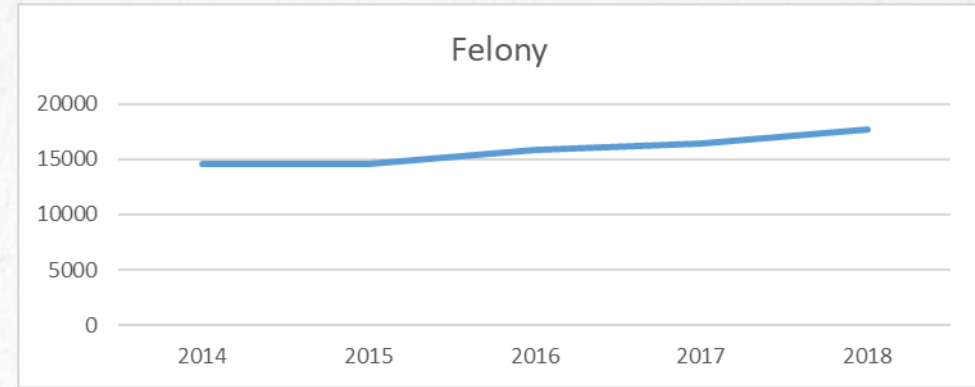
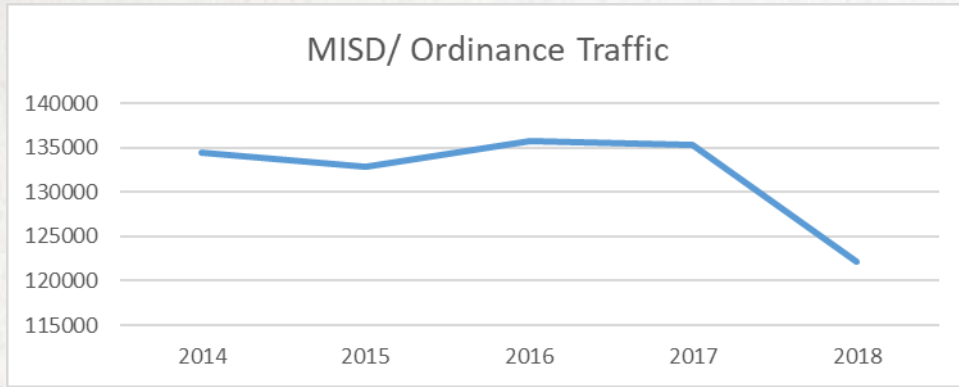
CASELOAD TRENDS – COUNTY COURT

Administrative Office of the Courts
 1445 K Street/P.O. Box 98910
 Lincoln, NE 68509
 (402) 471-3730

County Court
 5 Year change in Caseload
 Calendar Year 2014 to Fiscal Year 2018
 Statewide -12,082 Decrease (-3.6% Change)



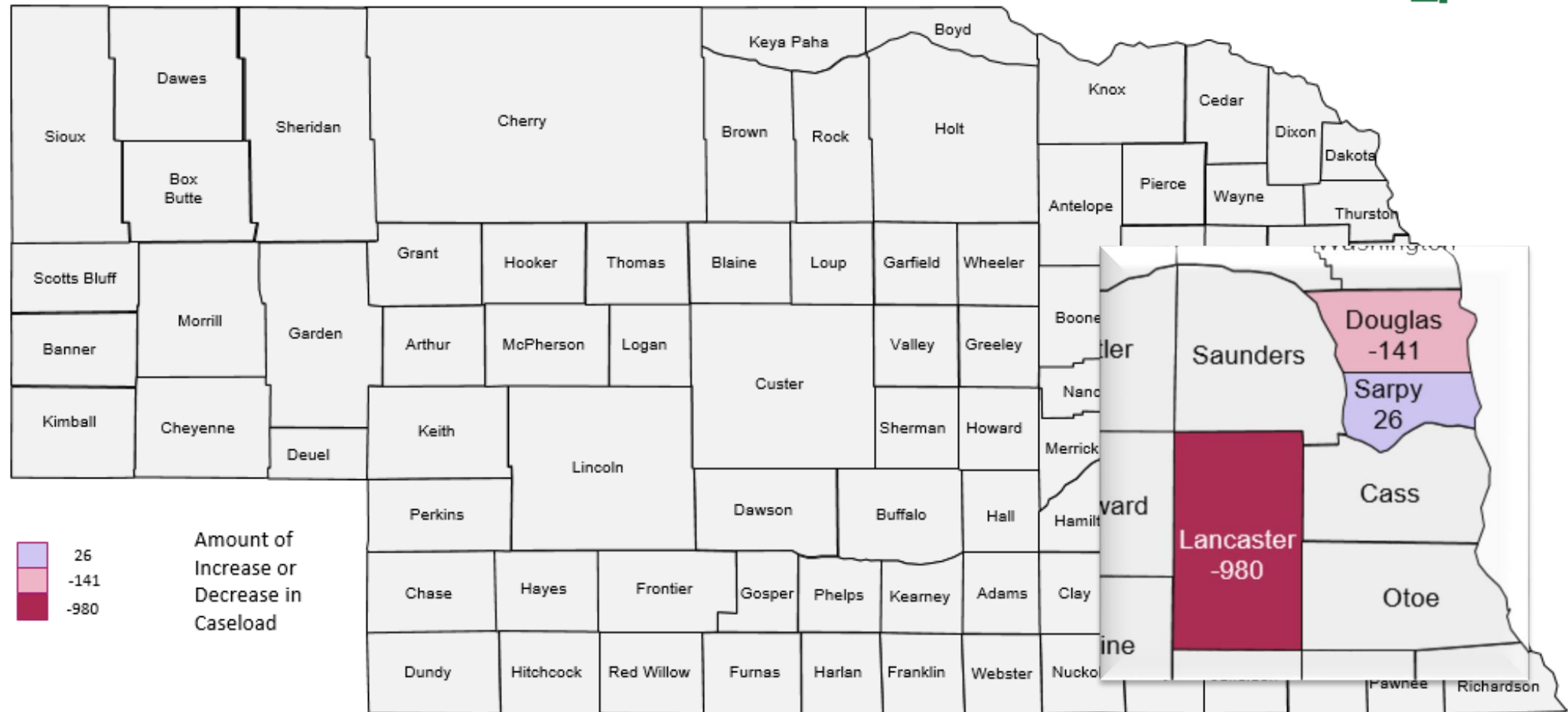
FACTORS DRIVING THE CASELOAD TRENDS IN COUNTY COURT



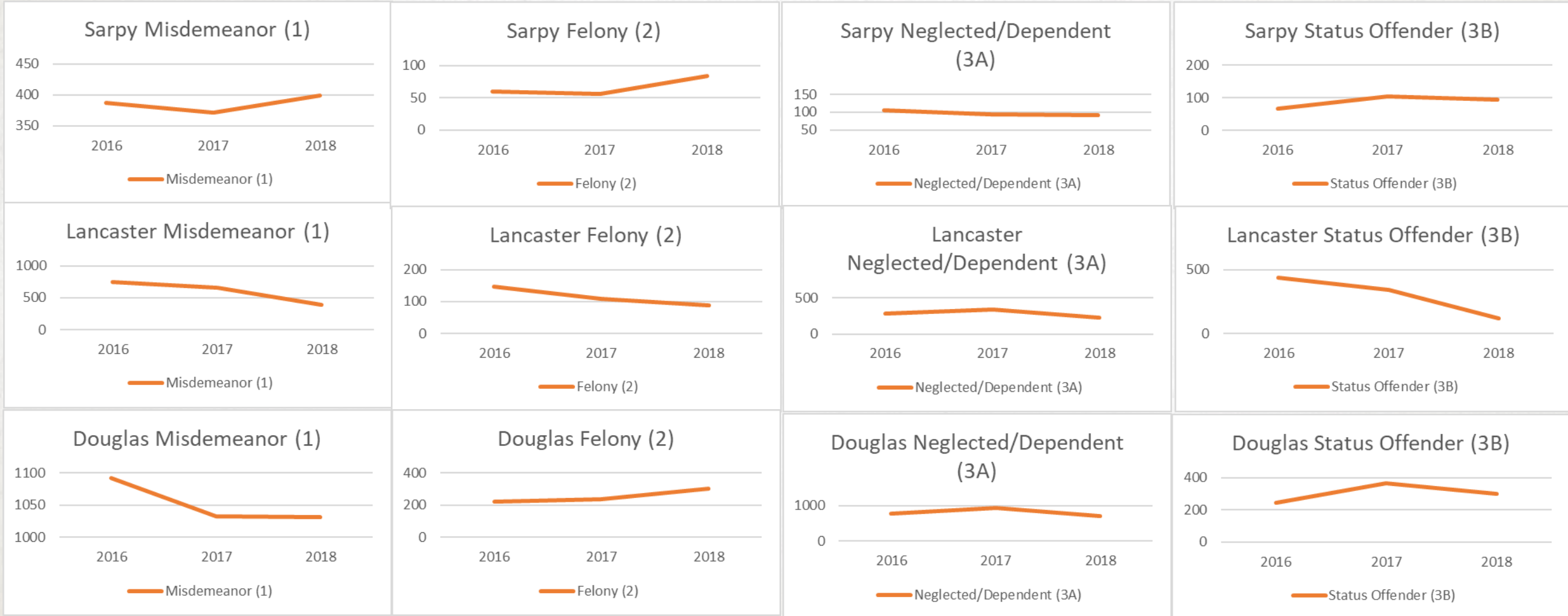
CASELOAD TRENDS – JUVENILE COURT

Administrative Office of the Courts
1445 K Street/P.O. Box 98910
Lincoln, NE 68509
(402) 471-3730

Separate Juvenile Court
5 Year change in Caseload
Calendar Year 2014 to Fiscal Year 2018
-1,095 Decrease (-22.0% Change)



FACTORS DRIVING THE CASELOAD TRENDS IN SEPARATE JUVENILE COURTS

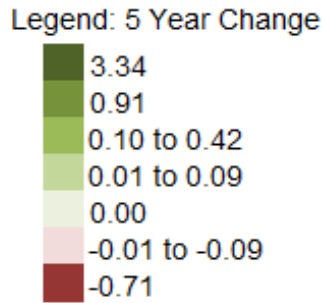
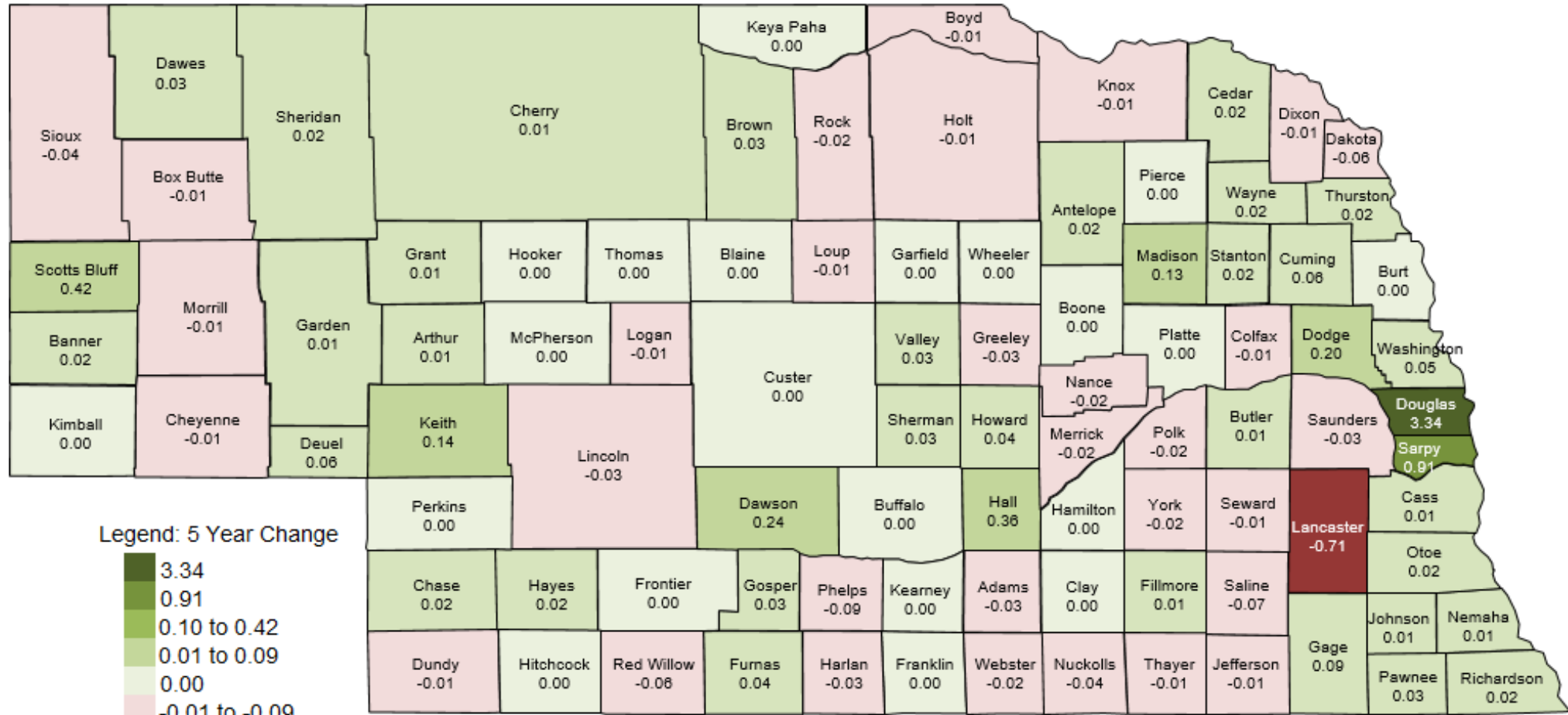


JUDICIAL NEED BY COUNTY - DISTRICT COURT - FIVE YEAR CHANGE

Administrative Office of the Courts
 1445 K Street/P.O. Box 98910
 Lincoln, NE 68509
 (402) 471-3730

Nebraska District Courts Judicial Needs

Difference FY 2014 to FY 2018
 Total Judicial Need FY 2018: 60.02
 Total Judicial Need FY 2014: 54.93
 Total Change 5.09

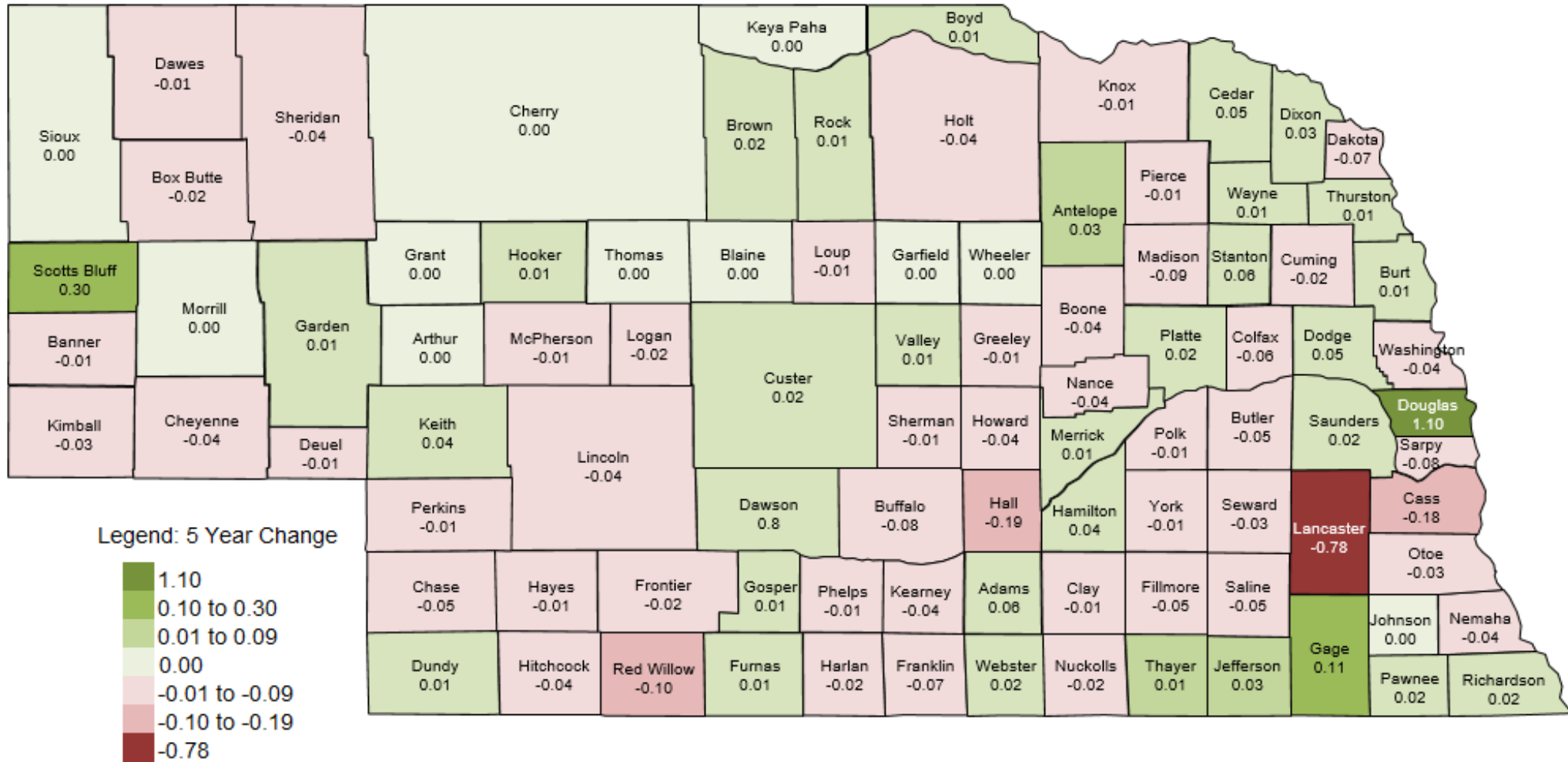


JUDICIAL NEED BY COUNTY – COUNTY COURT - FIVE YEAR CHANGE

Administrative Office of the Courts
 1445 K Street/P.O. Box 98910
 Lincoln, NE 68509
 (402) 471-3730

Nebraska County Courts Judicial Needs

Difference FY 2014 to FY 2018
 Total Judicial Need FY 2018: 55.14
 Total Judicial Need FY 2014: 55.63
 Total Change -0.49



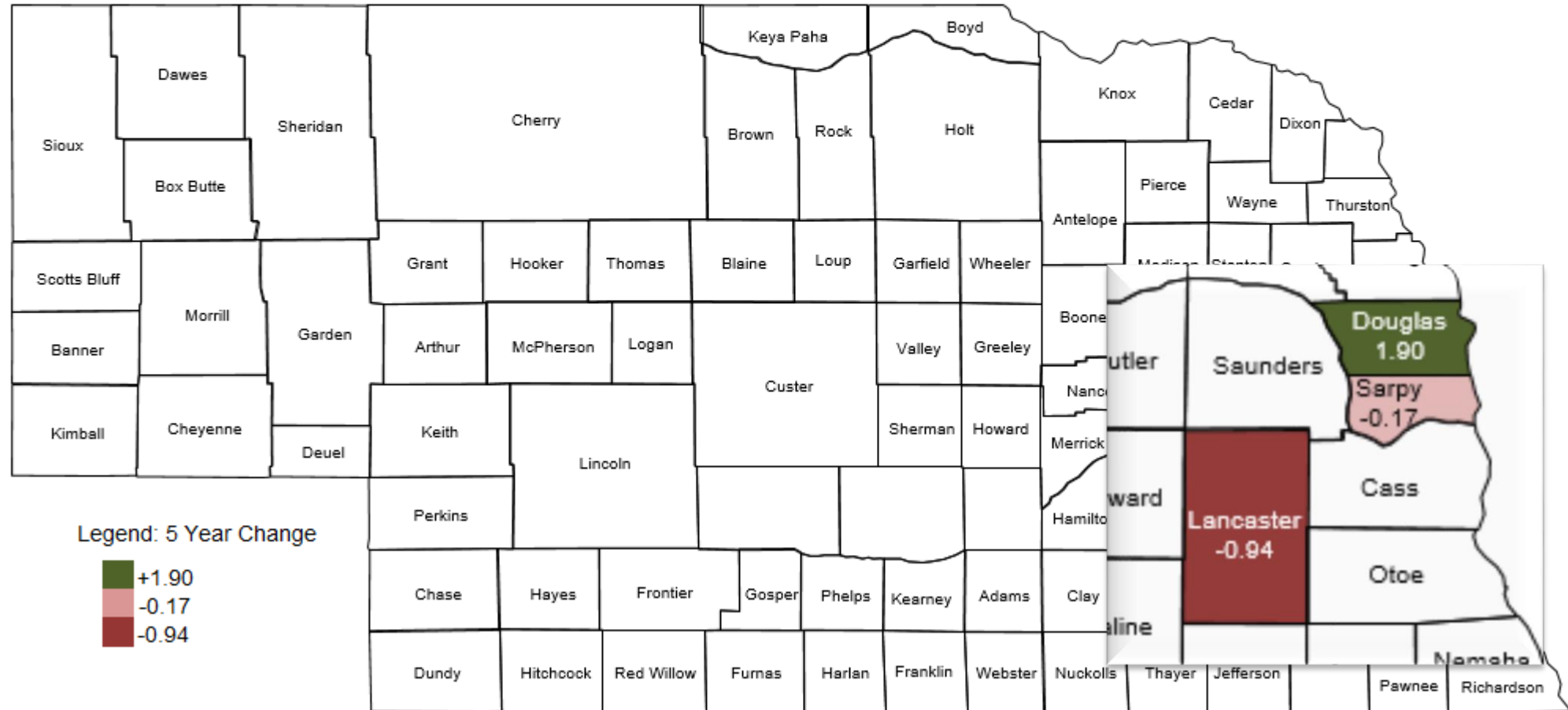
JUDICIAL NEED BY COUNTY - JUVENILE COURT FIVE YEAR CHANGE

Administrative Office of the Courts
1445 K Street/P.O. Box 98910
Lincoln, NE 68509
(402) 471-3730

Nebraska Separate Juvenile Courts Judicial Needs



Difference FY 2014 to FY 2018
Total Judicial Need FY 2018: 11.71
Total Judicial Need FY 2014: 10.92
Total Change +0.79



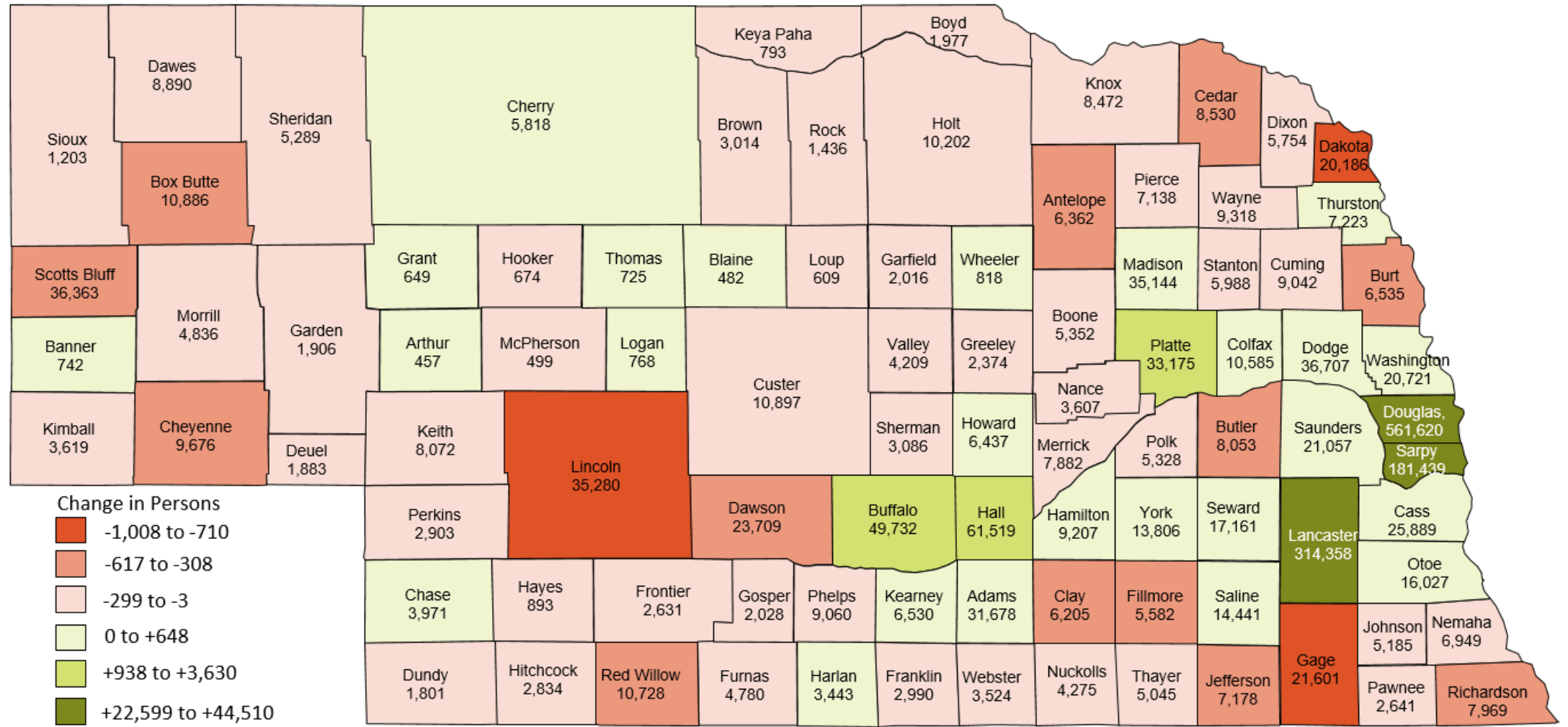
COLLECTIVELY OVER/UNDER JUDGED FY 2018

FY 2018 Weighted Caseload Judicial Resource Needs by FTE

	District Courts	County Courts	Separate Juvenile Courts
Total Predicted Judicial Resources Need	60.01	55.17	11.71
Current Funded Judge Positions	56	58	12
Number Under (-) or Over (+) Resourced	-4.01	+2.83	+0.29

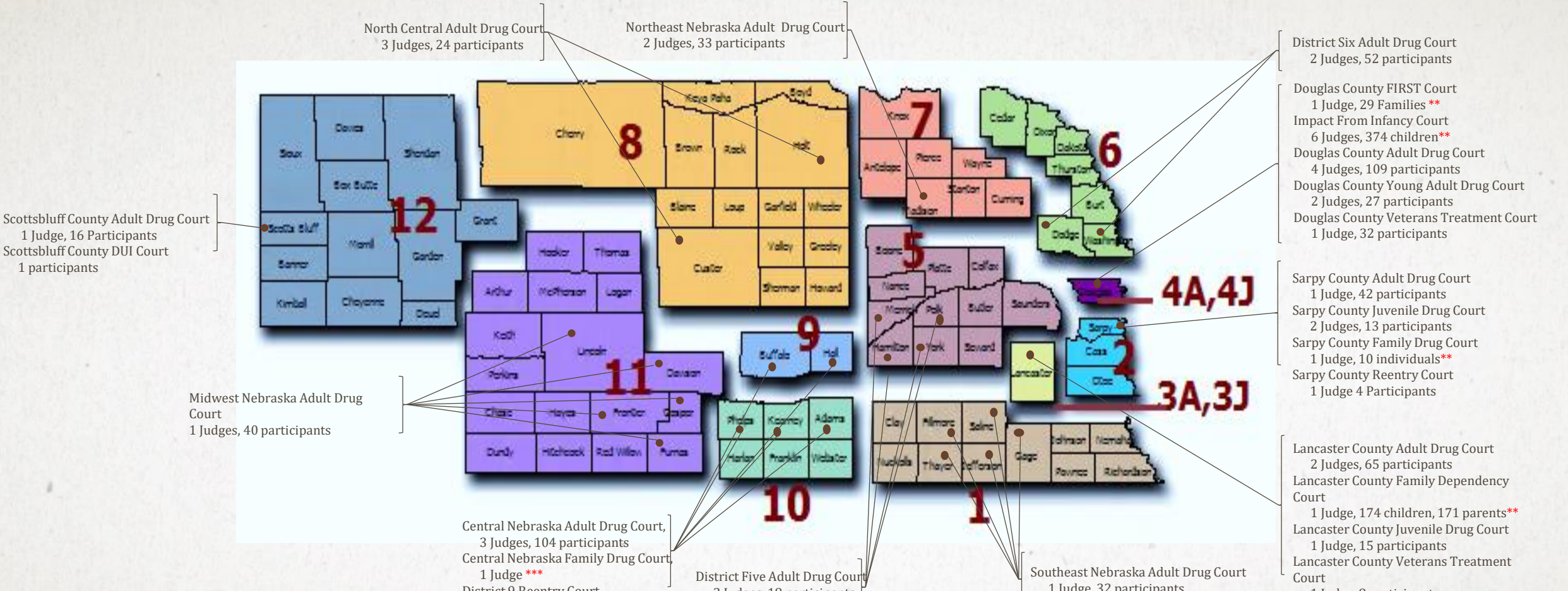
CENSUS BUREAU POPULATION TRENDS 2010 - 2017 WITH 2017 POPULATION ESTIMATES SHOWN

TOTAL NEBRASKA POPULATION: 1,920,076 POPULATION CHANGE: +93,735



Source: United States Census Bureau Annual Estimates of Resident Population, April 1, 2010 to July 1, 2017

NEBRASKA PROBLEM-SOLVING COURTS STATEWIDE MAP



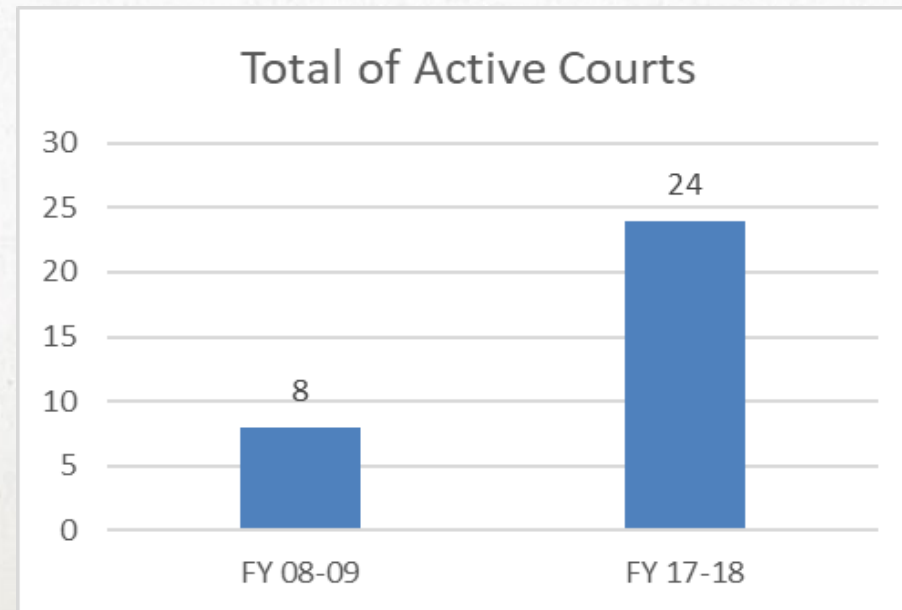
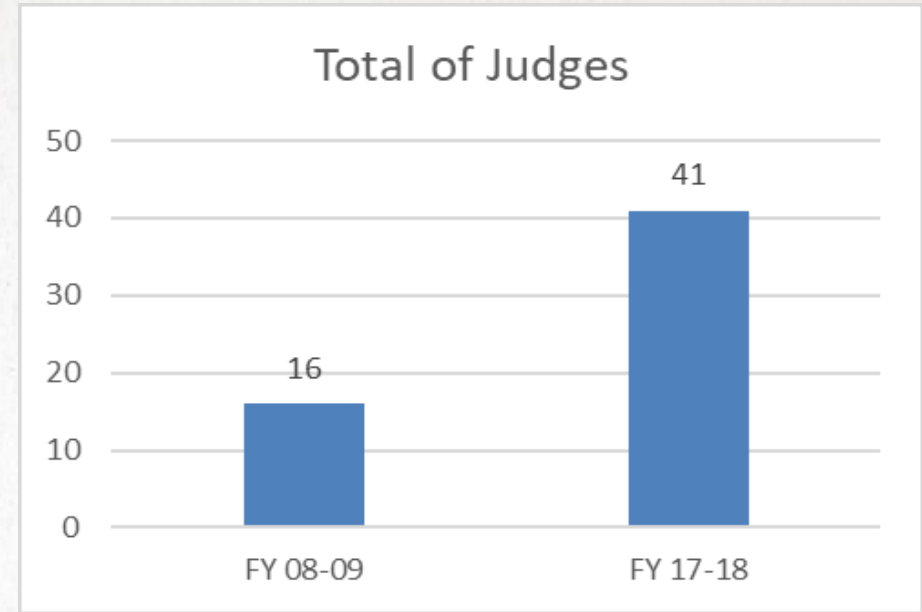
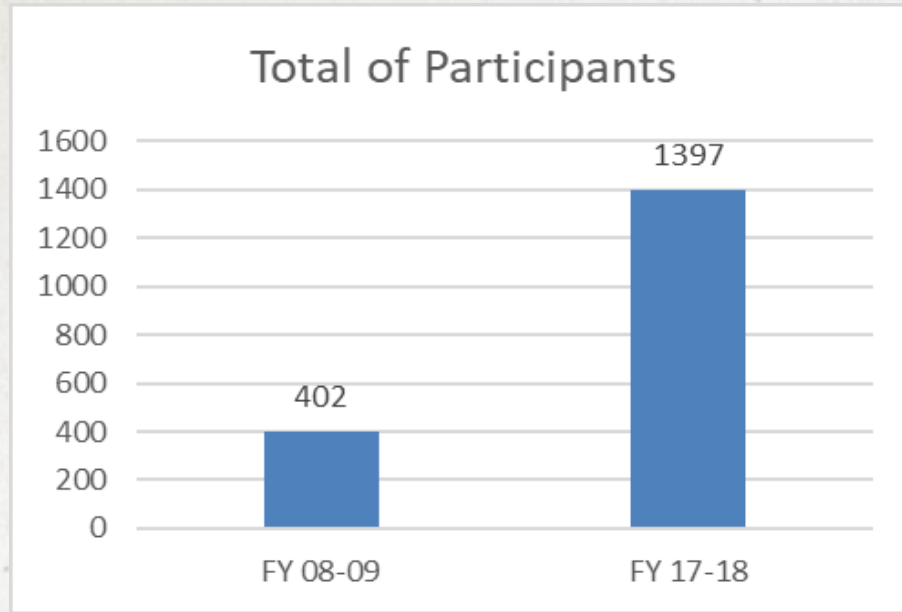
- 11 Adult Drug Courts
- 5 Family Dependency Courts
- 2 Juvenile Drug Courts
- 1 DUI Court
- 1 Young Adult Court
- 2 Veterans Treatment Courts
- 2 Reentry Courts
- 24 Total Problem-Solving Courts**

1,397 Total Individuals
41 Total Judges

Active Problem-Solving Courts in Nebraska as of 12/6/18 Prepared by Adam Jorgensen, Statewide Problem-Solving Court Coordinator

** Indicates self-reported data representing entire population served in 2018
 ***Indicates no population served data was available or reported for 2018

PROBLEM SOLVING COURTS TRENDS



STATEWIDE INTERPRETER STATISTICS 2017*

- Actual time interpreting:
 - 11,365.15 hours (equals 1,421 - 8 hour days) – Increase of 4,970.03 hours from 2016
 - Interpreter cases take 50% - 100% more time
- Instances of service:
 - 16,120 instances of service (a mix of people and cases) – Increase of 6,974 instances from 2016.
- Language variety:
 - 62 counties, 70 languages statewide – Increase of 3 counties and 18 languages from 2016.
- Mileage for interpreters:
 - 66,274 miles – Increase of 24,784 from 2016.
 - High mileage may affect calendaring, which can in turn affect case progression.

**LanguageLine data is not included in statistics, reducing the number of languages interpreted. Coordinator statistics are not included, reducing the instances of service in Spanish.*

WEIGHTED CASELOAD REPORTS

- Nebraska currently assesses the need for judicial positions using a weighted caseload method based on the number of cases opened. Weighted caseload systems provide objective, standardized determinations of resource needs.
 - Weighted caseload reports are required by Neb. Rev. Stat. § 24-1007(1), which provides:

“The State Court Administrator shall compile uniform and accurate statistics which will assist in the evaluation of judicial workloads. The judicial workload statistics shall be based on caseload numbers weighted by category of case. The judicial workload statistics shall be compiled annually for each district, county, and separate juvenile court judicial district in the state.”
 - Caseload Reports, and Weighted Caseload Reports, are updated every six months.
 - August release report for fiscal year (July 1 to June 30 following year)
 - February release report for calendar year (January 1 to December 31)
-

FOUNDATION OF WEIGHTED CASELOAD IS SURVEY OF JUDICIAL TIME

- The National Center for State Courts worked with the Nebraska Administrative Office of the Courts to conduct a judicial time study in Nebraska.
 - 1995: 1st judicial time study conducted
 - 2005: Updated study conducted
 - These judicial time studies collected:
 - Time per judicial event
 - Frequency of judicial event
 - Time study results are used to create Weighted Caseload Report.
 - Current weighted caseload reports use weights from 2005 time study
-

Current Weights

County Court

Case Type Category	Case Weight (Minutes)
Domestic Relations (referred cases)	33
Felony	25
Misdemeanor	18
Traffic	2
Civil	10
Probate	57
Small Claims	10
Adoption	33
Juv: Abuse/Neglect/Dependency & TPR	274
Juv: Delinquency	50
Juv: Status Offender 3B/Mentally Ill & Dangerous	105
Juv: Problem Solving Court Cases	54

District Court

Case Type Category	Case Weight (Minutes)
Problem Solving Court Case	66
Protection Orders	32
Civil	214
Criminal	175
Domestic Relations	84
Appeals	107

Separate Juvenile Court

Case Type Category	Case Weight (Minutes)
Abuse/Neglect/Dependency & TPR	367
Delinquency	107
Status Offender 3B & Mentally Ill & Dangerous	115
Problem Solving Court Case	133

EVOLUTION OF JUDGING

- **Current weights do not account for the significant time impact of:**
 - Increase in number of cases involving self-represented litigants
 - Increased use of language interpreters
 - **Outgrown the current weights in:**
 - Felony criminal cases (more hearings with post-release supervision; jail sanctions; increased probation population; bond reform)
 - Problem solving courts (adoption of evidence-based practices results in longer court hearings and longer staffing meetings)
 - Domestic relations (paternity cases, modifications to custody and child support)
 - Civil cases (increase in discovery disputes, dispositive motions, pretrial hearings)
 - Increased judicial case management (adoption of case progression standards for criminal, civil and domestic relations cases)
 - Travel practices have changed
-

NEED FOR UPDATED JUDICIAL TIME STUDY

- The National Center for State Courts recommends judicial time studies be updated approximately every 10 years
 - Categories of cases change
 - Events to be measured change
 - Frequency of events changes
 - Time per judicial event changes
 - The Nebraska Supreme Court has included in its latest budget request \$250,000 to conduct an updated judicial time study
-

JUDICIAL RETIREMENT FORECAST

• Current Number of Judges at every level of Court	146
• Number of Judges who currently meet years of service (20 years on bench) and retirement age (65)	16
• Judges who will meet this criteria in 1 year	4
• Judges who will meet this criteria in 2 years	6
• Judges who will meet this criteria in 3 years	6
• Judges who will meet this criteria in 4 years	3
• Judges who will meet this criteria in 5 years	<u>10</u>
Total	45 or 31%

JUDICIAL RETIREMENT FORECAST

• County Court	16
• Separate Juvenile Court	8
• Workers Compensation Court	3
• District Court	15
• Appellate Courts	<u>3</u>
Total	45

Metro 58%

Rural 42%

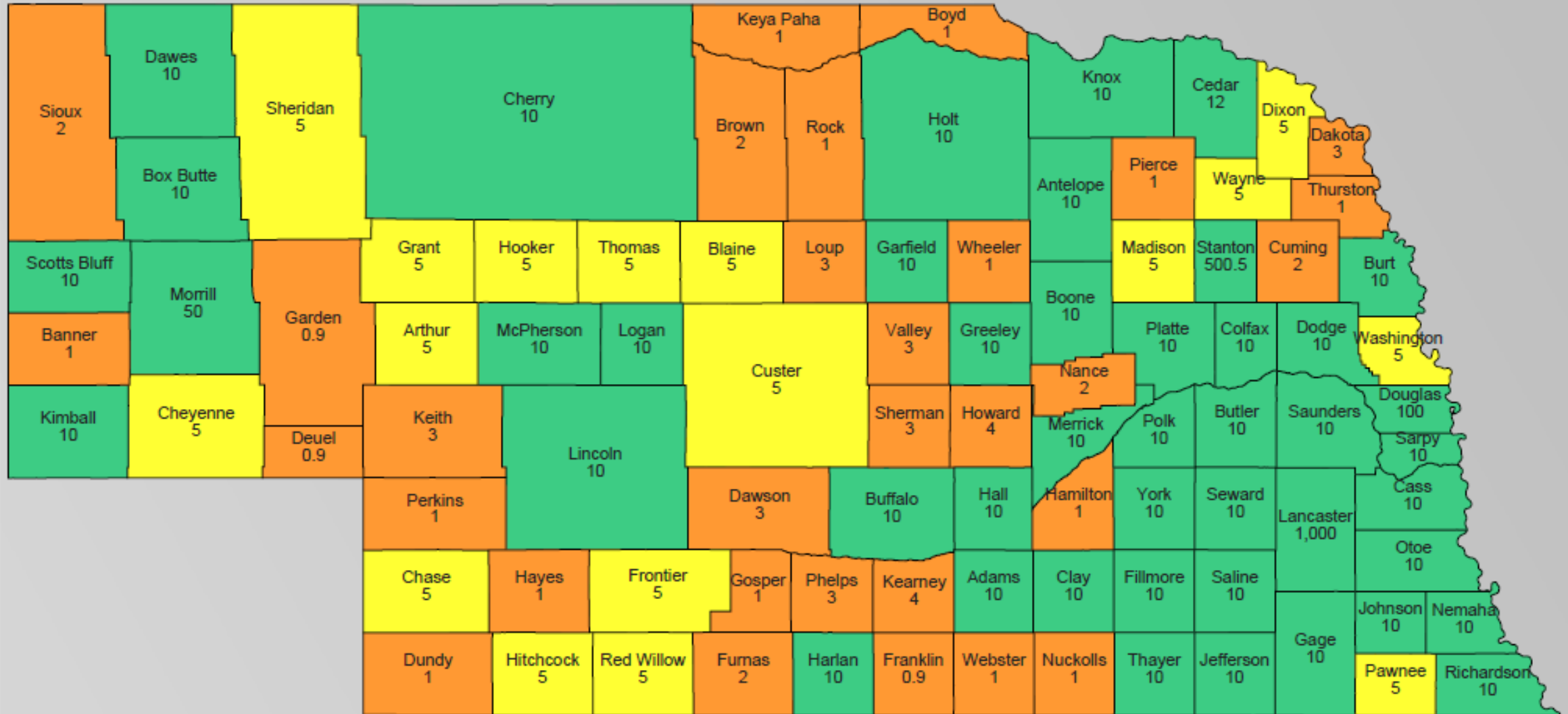
JUDICIAL RETIREMENT FORECAST

Additional food for thought.....

- Judges who are currently 65 or older **29**
- Judges who are 65 or older who will not have years of service in next five years **5**

COUNTY COURTHOUSES BANDWIDTH

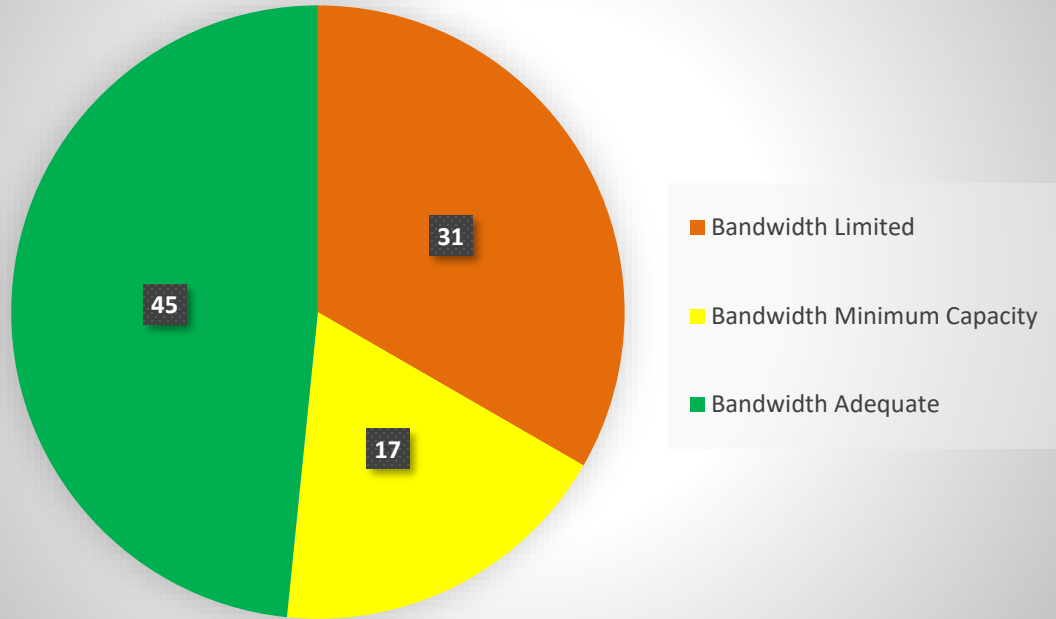
County Courthouses Current Bandwidth 2018



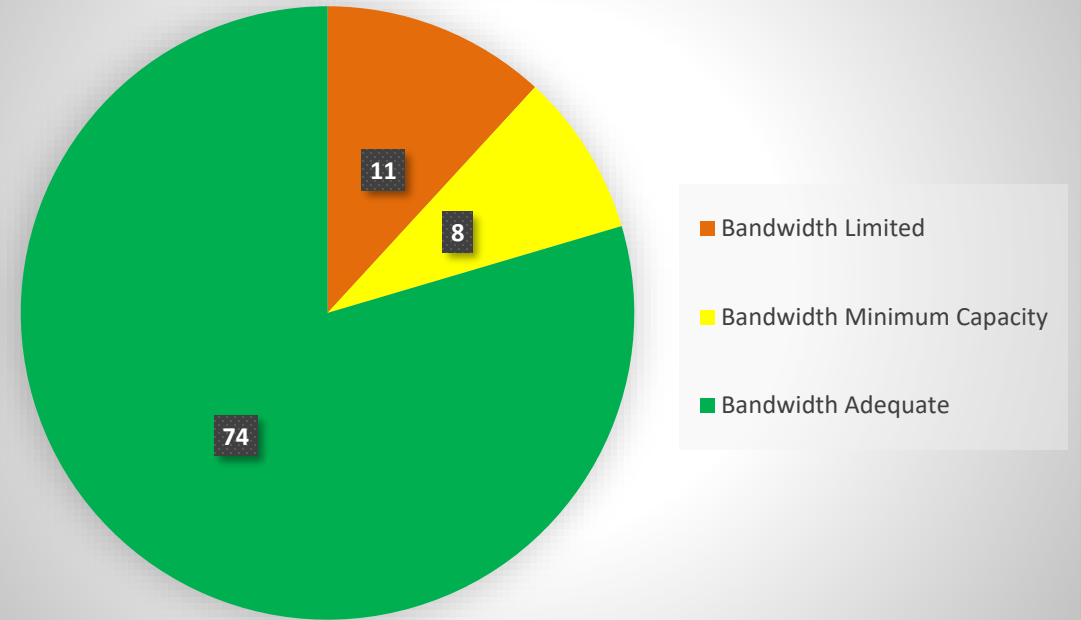
Orange = Bandwidth Limited, Yellow = Bandwidth Minimum Capacity, Green = Bandwidth Adequate

COUNTY COURTHOUSES BANDWIDTH

County Courthouses - Current Bandwidth



County Courthouses - Bandwidth 2019



ALL CASELOAD AND WEIGHTED CASELOAD REPORTS CAN BE FOUND HERE:

- <https://supremecourt.Nebraska.gov>
 - Go to Judicial Resources e-manual
 - or
 - Select PUBLICATIONS
-

THE JUDICIAL SYSTEM RELATIONSHIPS

