



Date	# of Probationers
6/30/2022	16,136
12/31/2022	16,056
4/03/2023	16,215

Source: Administrative Dashboard 1/16/2023

Adult Probation Population Trends, and Risk Assessments completed during the quarter

Assessment Tool	High/Very High Risk	Moderate to Low Risk
LS/CMI	59%	41%
NAPS	24%	76%

Adult Probation refers to individuals sentenced to a term of traditional probation including individuals sentenced to post-release supervision (PRS) Any data that excludes PRS will be noted as such

Average Supervision Cost (FY23)

CBR \$4.11 / day
CBI \$5.69 / day
AI \$15.00 / day

Alternatives to incarceration (AI) population includes PRS, Reframe, SSAS and TIP classifications.

Ethnicity	% of Probationers
Hispanic Origin	18%
Not of Hispanic Origin	82%

Ethnicity	% of Probationers
American Indian or Alaska Native	687 (4%)
Asian Or Pacific Islander	182 (1%)
Black	2306 (14%)
Other	2460 (15%)
White	10580 (65%)



2,677

Investigations Ordered

January - March 2023

Drug Tests	Individuals Tested
82,627	8,405

15,791

of Reporting Center Visits for All Probationers

3,321

of Individuals Served

Average LS/CMI Score by Classification Group

CBR
13.0
(N=3,970)

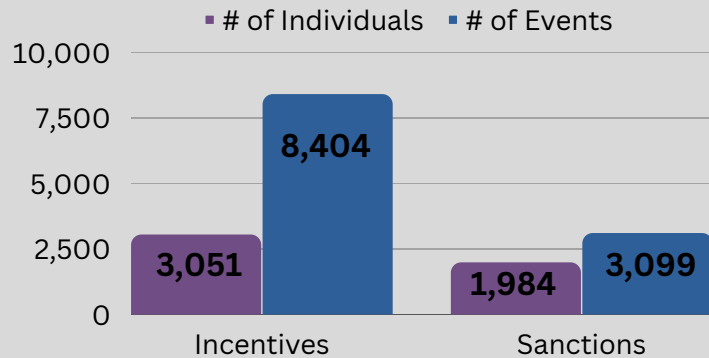
CBI
20.6
(N=3,919)

Reframe
26.7
(N=239)

SSAS
27.7
(N=514)

CBR Community-based Resources; CBI - Community-based Intervention, SSAS - Specialized Substance Abuse Supervision
Only current, active adults with a LS/CMI assessment are included by classification. Not all adults are required to have an LS/CMI assessment.

Incentives and Sanctions



Custodial Sanctions

# of Sanctions	# of Individuals	Average Custody Duration	Total Days Served
355	230	12	4,096

59%

January - March 2023

of Motions to Revoke filed were due to New Law Violations



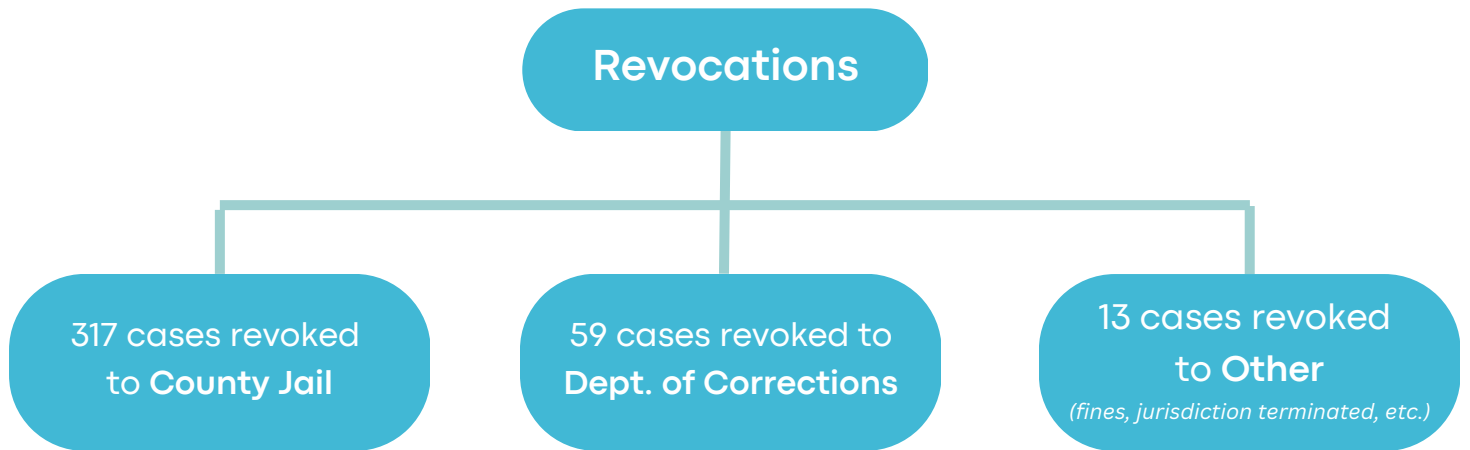
82%

of probation cases are **Not Revoked**

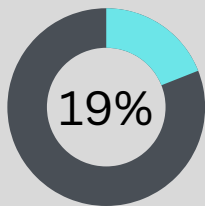
Completed: 71%
 Unsatisfactory: 9%
 Revoked: 18%
 Other: 2%

the remaining 41% were due to Technical Violations

Completed includes completion of probation and early release. Other includes death, district override, problem-solving court.



Statewide Recidivism Rate



of adults who were successfully discharged from Probation, were found responsible for another qualifying offense within three years of their release. This current recidivism rate is reported as of March 31, 2023. At this time, PRS cannot be separated within the recidivism data and are included in this percentage.

Recidivism by Risk Level

As predicted by the validated risk assessment tool, Level of Service/ Case Management Inventory (LS/CMI), the total population of low risk adults who discharge successfully between December 31, 2018 and December 31, 2019 (Supreme Court requires 3 years from date of release) recidivated at a lower rate than the total population of medium or high risk adults.

