



Date	# of Probationers
6/30/2023	16,467
12/31/2022	16,056
7/03/2023	16,371

Source: Administrative Dashboard 7/05/2023

Adult Probation Population Trends, and Risk Assessments completed during the quarter

Assessment Tool	High/Very High Risk	Moderate to Low Risk
LS/CMI	58%	42%
NAPS	26%	74%

Adult Probation refers to individuals sentenced to a term of traditional probation including individuals sentenced to post-release supervision (PRS) Any data that excludes PRS will be noted as such

Average Supervision Cost (FY23)

CBR \$4.11 / day
CBI \$5.69 / day
AI \$15.00 / day

Alternatives to incarceration (AI) population includes PRS, Reframe, SSAS and TIP classifications.

Ethnicity	% of Probationers
Hispanic Origin	19%
Not of Hispanic Origin	81%

Ethnicity	% of Probationers
American Indian or Alaska Native	691 (4%)
Asian Or Pacific Islander	193 (1%)
Black	2347 (14%)
Other	2562 (16%)
White	10577 (65%)



2,374

Investigations Ordered

April - June 2023

Drug Tests	Individuals Tested
91,840	8,306

18,894

of Reporting Center Visits for All Probationers

3,809

of Individuals Served

Average LS/CMI Score by Classification Group

CBR
12.9
(N=4,031)

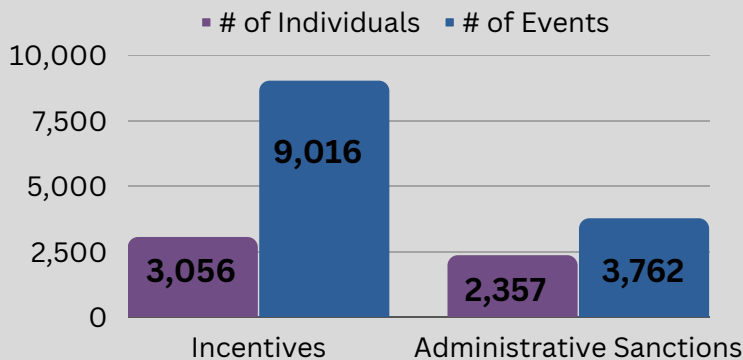
CBI
20.7
(N=3,976)

Reframe
26.4
(N=242)

SSAS
27.6
(N=478)

CBR Community-based Resources; CBI - Community-based Intervention, SSAS - Specialized Substance Abuse Supervision
Only current, active adults with a LS/CMI assessment are included by classification. Not all adults are required to have an LS/CMI assessment.

Incentives and Sanctions



Custodial Sanctions

# of Sanctions	# of Individuals	Average Custody Duration	Total Days Served
338	230	11	3,656

62%

of Motions to Revoke filed were due to New Law Violations



the remaining 38% were due to Technical Violations

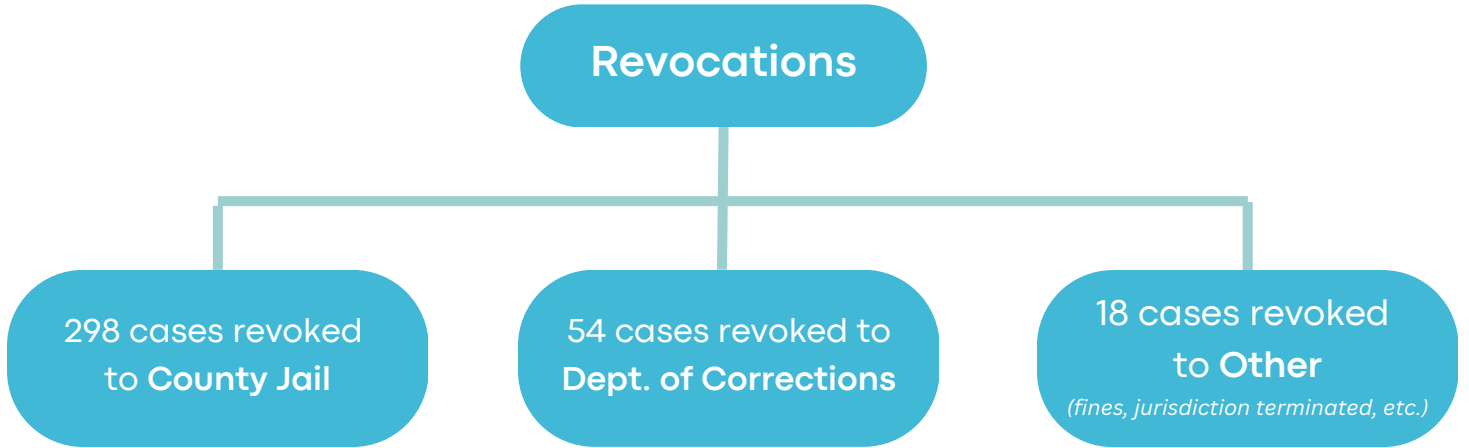
April - June 2023

83%

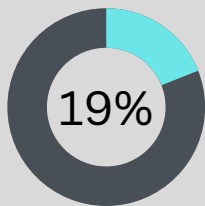
of probation cases are **Not Revoked**

Completed: 69%
 Unsatisfactory: 11%
 Revoked: 17%
 Other: 3%

Completed includes completion of probation and early release. Other includes death, district override, problem-solving court.



Statewide Recidivism Rate



of adults who were successfully discharged from Probation, were found responsible for another qualifying offense within three years of their release. This current recidivism rate is reported as of June 30, 2023. At this time, PRS cannot be separated within the recidivism data and are included in this percentage.

Recidivism by Risk Level

As predicted by the validated risk assessment tool, Level of Service/ Case Management Inventory (LS/CMI), the total population of low risk adults who discharge successfully between June 30, 2019 and June 30, 2020 (Supreme Court requires 3 years from date of release) recidivated at a lower rate than the total population of medium or high risk adults.

