

NEBRASKA JUDICIAL BRANCH

County Court

Annual Caseload Report



Fiscal Year 2023

July 1, 2022 to
June 30, 2023



Table of Contents

Fiscal Year 2023 Nebraska County Court Adult Cases Filed.....	4
Fiscal Year 2023 Nebraska County Court Juvenile Cases Filed.....	5
1 st Judicial District – County Court Adult Cases Filed	6
1 st Judicial District – County Court Juvenile Cases Filed	7
2 nd Judicial District – County Court Adult Cases Filed	8
2 nd Judicial District – County Court Juvenile Cases Filed	9
3 rd Judicial District – County Court Adult Cases Filed.....	10
4 th Judicial District – County Court Adult Cases Filed	11
5 th Judicial District – County Court Adult Cases Filed	12
5 th Judicial District – County Court Juvenile Cases Filed.....	13
6 th Judicial District – County Court Adult Cases Filed	14
6 th Judicial District – County Court Juvenile Cases Filed.....	15
7 th Judicial District – County Court Adult Cases Filed.....	16
7 th Judicial District – County Court Juvenile Cases Filed.....	17
8 th Judicial District – County Court Adult Cases Filed	18
8 th Judicial District – County Court Juvenile Cases Filed.....	19
9 th Judicial District – County Court Adult Cases Filed	20
9 th Judicial District – County Court Juvenile Cases Filed.....	21
10 th Judicial District – County Court Adult Cases Filed	22
10 th Judicial District – County Court Juvenile Cases Filed.....	23
11 th Judicial District – County Court Adult Cases Filed	24
11 th Judicial District – County Court Juvenile Cases Filed.....	25
12 th Judicial District – County Court Adult Cases Filed	26
12 th Judicial District – County Court Juvenile Cases Filed.....	27

Annual Caseload Report for Nebraska County Courts

Fiscal Year 2023 – July 1, 2022 to June 30, 2023

This *Annual County Court Caseload Report* contains caseload statistics for Nebraska’s 93 District Courts, organized into 12 Judicial Districts. Statistics are compiled through extracts from the JUSTICE automated trial court case management system. Providing court statistics ensures transparency to the public and assists administration in ensuring efficient court practices.

Caseload statistics demonstrate the volume of cases in each jurisdiction and the changes that occur over time. Data are useful in determining staffing levels and for predicting the effect on caseloads due to changes in the law.

In 2019-2020, the Supreme Court and the Administrative Office of the Courts and Probation (AOCP) conducted a statewide judicial time study. Under the direction and leadership of the National Center for State Courts, a new weighting methodology and standards were adopted, including a more diverse list of case types, see *Nebraska Judicial Workload Assessment Final Report* (October 2020) on the Nebraska Supreme Court website. In an effort to provide greater consistency in how the AOCP reports weighted caseload and caseload data, the caseload data has been standardized between the two reports. Therefore, the 10-year history section of this caseload report should not be compared to reports prior to FY 2021 and direct comparison to archived reports is not recommended.

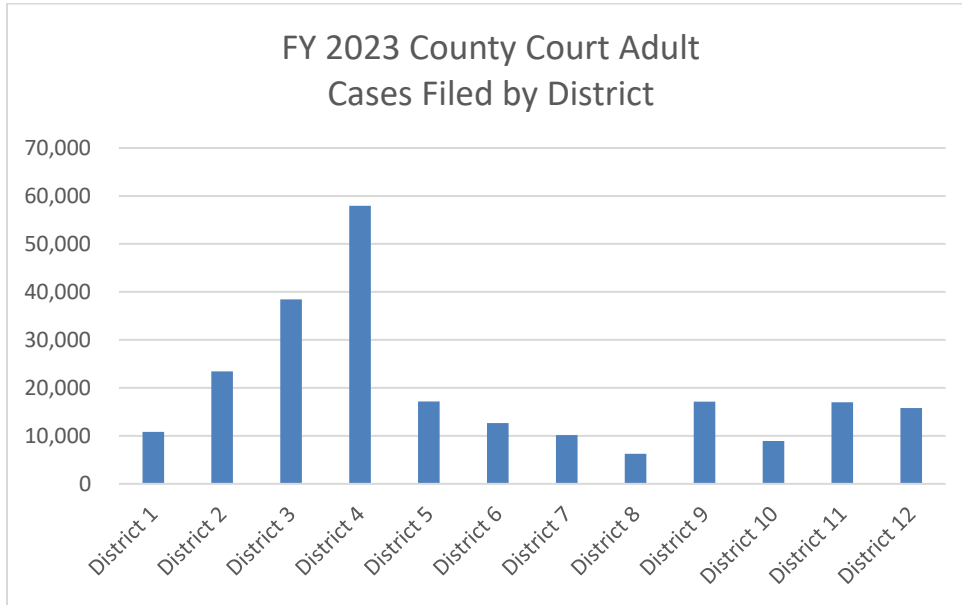
Caseload reports are available for all levels of state appellate and trial courts at <https://supremecourt.nebraska.gov/forms-publications>.



Corey R. Steel | Nebraska State Court
Administrator Nebraska Supreme Court
Administrative Office of the Courts & Probation
Rm. 1211 State Capitol | P.O. Box 98910 | Lincoln, NE 68509
T 402.471.3730 | F 402.471.2197
www.supremecourt.ne.gov

Annual Fiscal Year Caseload Report

Fiscal Year 2023 Nebraska County Court Adult Cases Filed



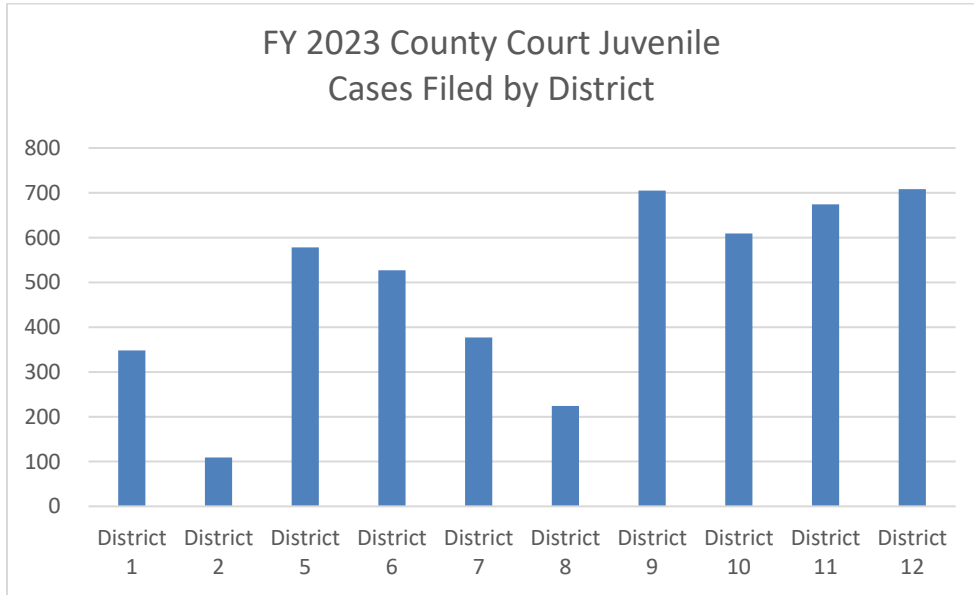
Historical Cases Filed	
Year	# Cases
FY 2021	246,459
FY 2022	230,549
FY 2023	235,864
FY 2024	
FY 2025	
FY 2026	
FY 2027	
FY 2028	
FY 2029	
FY 2030	

Fiscal Year 2023 Court Cases Filed by Category and County

	Protection Orders	Felony	Misd.	Adult PSC	Traffic	Civil	Probate	Guardianship / Conservatorship	Small Claims	Adoption	Domestic Relations	Total Cases
District 1	110	618	2,250	0	4,941	2,304	395	83	96	32	0	10,829
District 2	221	1,343	5,561	0	9,989	5,302	590	178	185	64	0	23,433
District 3	408	2,656	10,625		13,269	9,879	861	376	346	29	1	38,450
District 4	1,617	4,579	17,008		13,321	18,413	1,431	731	750	86	0	57,936
District 5	197	1,080	3,951	0	6,801	4,113	692	151	134	59	0	17,178
District 6	203	981	3,622	0	4,648	2,506	462	96	141	14	0	12,673
District 7	52	404	2,364	0	5,142	1,671	338	67	114	28	0	10,180
District 8	73	304	1,242	16	2,721	1,501	251	53	96	22	0	6,279
District 9	188	1,302	4,336	0	5,906	4,654	373	119	200	61	0	17,139
District 10	48	366	1,761	0	3,056	3,098	389	90	98	37	0	8,943
District 11	1	1,119	4,743	0	5,497	4,850	484	102	172	51	0	17,019
District 12	100	1,171	3,854	0	6,208	3,815	380	77	161	39	0	15,805
Statewide	3,218	15,923	61,317	16	81,499	62,106	6,646	2,123	2,493	522	1	235,864

Annual Fiscal Year Caseload Report

Fiscal Year 2023 Nebraska County Court Juvenile Cases Filed



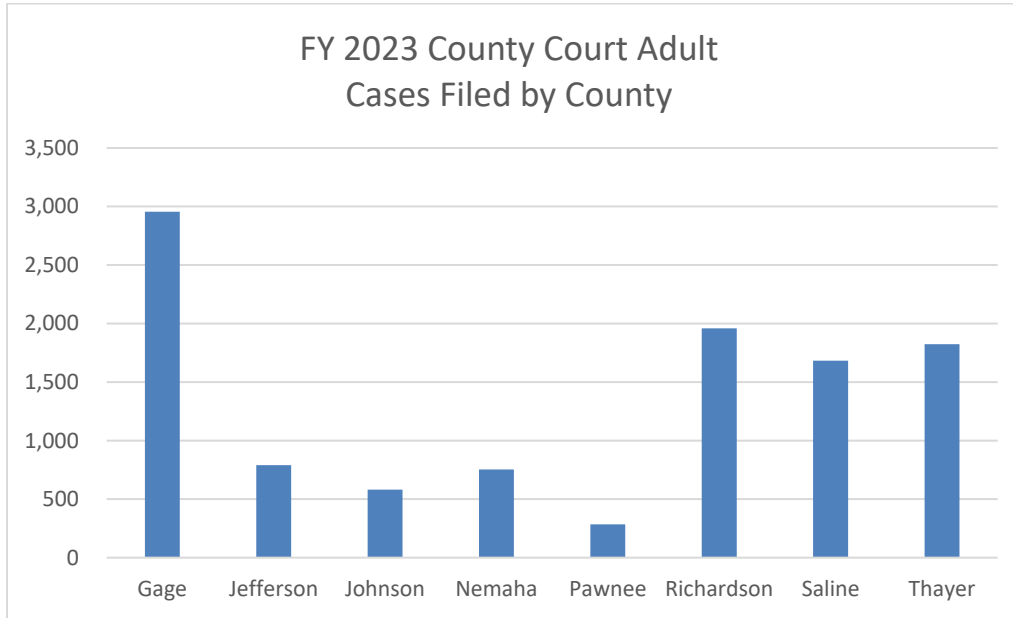
Year	# Cases
FY 2021	4,413
FY 2022	4,731
FY 2023	4,859
FY 2024	
FY 2025	
FY 2026	
FY 2027	
FY 2028	
FY 2029	
FY 2030	

Fiscal Year 2023 Court Cases Filed by Category and County

	Juvenile: 3A	Juvenile: Delinquency	Juvenile: Status Offender 3B	Juvenile: Mentally Ill and Dangerous 3C	Juvenile: Bridge to Independence	Juvenile: Interstate Compact	Total Cases
District 1	65	209	67	1	4	2	348
District 2	30	57	17	0	3	2	109
District 5	116	354	77	5	11	15	578
District 6	114	304	85	2	9	13	527
District 7	89	245	27	7	4	5	377
District 8	73	119	28	0	1	3	224
District 9	112	528	37	0	8	20	705
District 10	99	455	41	1	10	3	609
District 11	191	404	54	4	8	13	674
District 12	149	447	74	3	1	34	708
Statewide	1,038	3,122	507	23	59	110	4,859

Annual Fiscal Year Caseload Report

1st Judicial District – County Court Adult Cases Filed



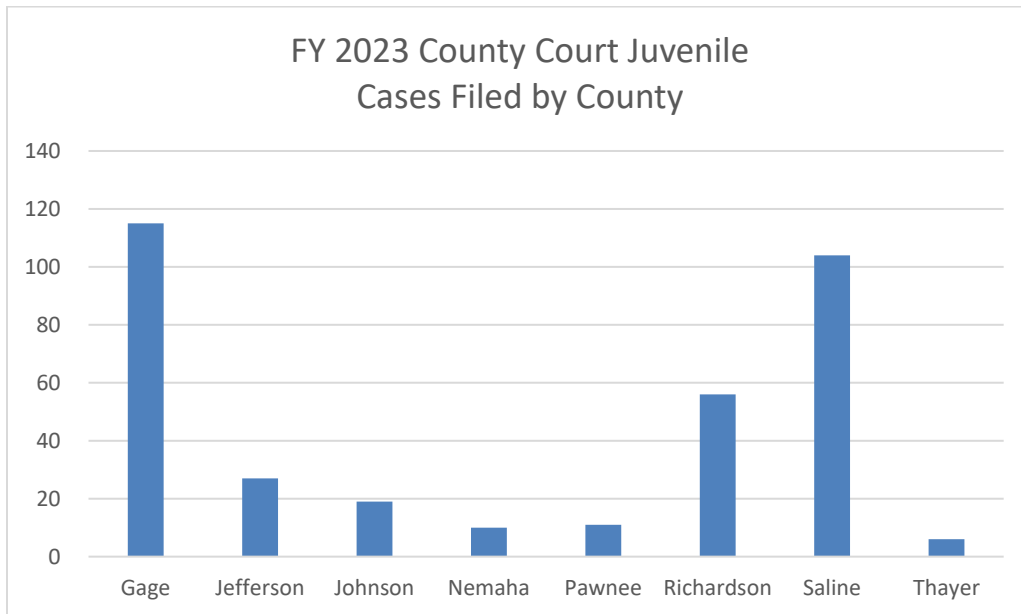
Year	# Cases
FY 2021	10,752
FY 2022	9,992
FY 2023	10,829
FY 2024	
FY 2025	
FY 2026	
FY 2027	
FY 2028	
FY 2029	
FY 2030	

Fiscal Year 2023 Court Cases Filed by Category and County

	Protection Orders	Felony	Misd.	Adult PSC	Traffic	Civil	Probate	Guardianship / Conservatorship	Small Claims	Adoption	Domestic Relations	Total Cases
Gage	29	196	712		1,041	809	112	25	21	10		2,955
Jefferson	7	43	152		267	248	41	13	15	4		790
Johnson	5	38	203		119	171	30	1	11	3		581
Nemaha	10	53	147		257	217	43	4	16	6		753
Pawnee	2	14	47		127	62	25	2	3	2		284
Richardson	16	187	496		971	225	46	6	9	3		1,959
Saline	38	73	328		773	370	57	28	12	4		1,683
Thayer	3	14	165		1,386	202	41	4	9			1,824
Total	110	618	2,250	0	4,941	2,304	395	83	96	32	0	10,829

Annual Fiscal Year Caseload Report

1st Judicial District – County Court Juvenile Cases Filed



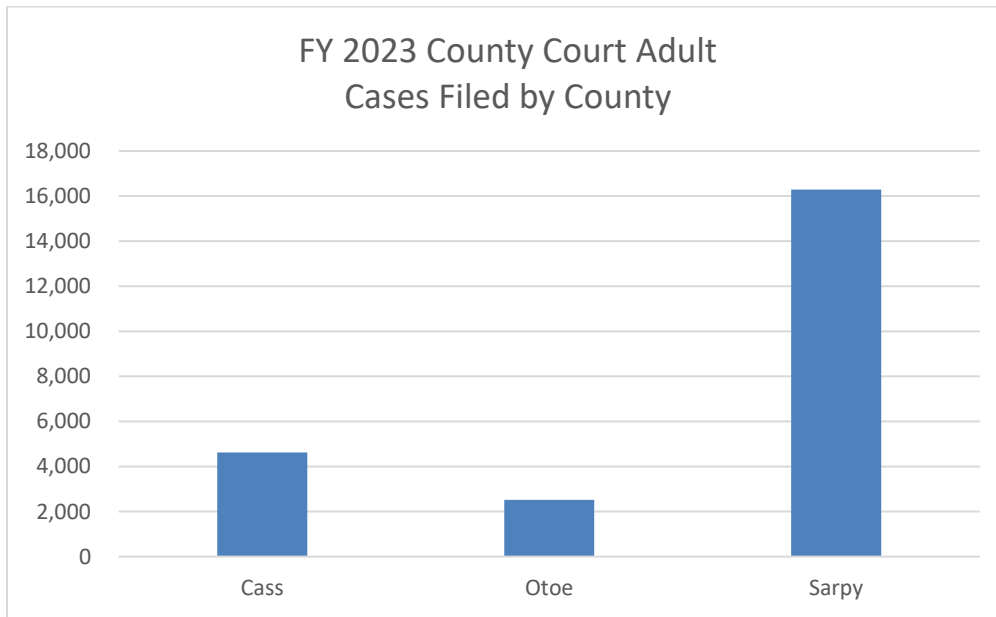
Year	# Cases
FY 2021	349
FY 2022	294
FY 2023	348
FY 2024	
FY 2025	
FY 2026	
FY 2027	
FY 2028	
FY 2029	
FY 2030	

Fiscal Year 2023 Court Cases Filed by Category and County

	Juvenile: 3A	Juvenile: Delinquency	Juvenile: Status Offender 3B	Juvenile: Mentally Ill and Dangerous 3C	Juvenile: Bridge to Independence	Juvenile: Interstate Compact	Total Cases
Gage	22	60	32		1		115
Jefferson	8	12	6		1		27
Johnson	15	3		1			19
Nemaha	6	2	2				10
Pawnee	3	8					11
Richardson	4	44	6			2	56
Saline	5	79	20				104
Thayer	2	1	1		2		6
Total	65	209	67	1	4	2	348

Annual Fiscal Year Caseload Report

2nd Judicial District – County Court Adult Cases Filed



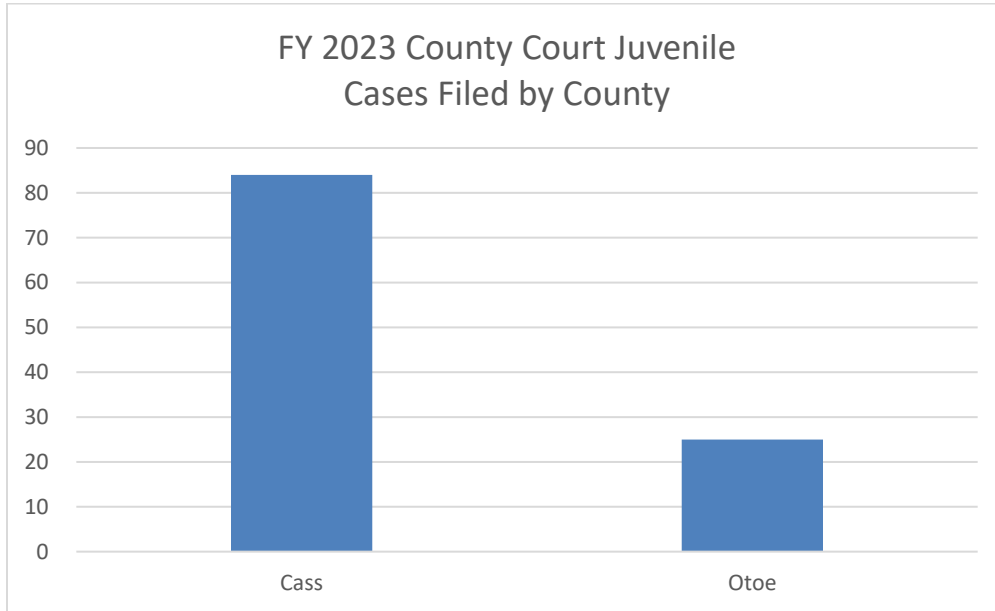
Year	# Cases
FY 2021	22,846
FY 2022	22,074
FY 2023	23,433
FY 2024	
FY 2025	
FY 2026	
FY 2027	
FY 2028	
FY 2029	
FY 2030	

Fiscal Year 2023 Court Cases Filed by Category and County

	Protection Orders	Felony	Misd.	Adult PSC	Traffic	Civil	Probate	Guardianship / Conservatorship	Small Claims	Adoption	Domestic Relations	Total Cases
Cass	35	156	822		2,730	728	101	26	20	6		4,624
Otoe	35	145	481		1,309	418	77	17	26	12		2,520
Sarpy	151	1,042	4,258		5,950	4,156	412	135	139	46		16,289
Total	221	1,343	5,561	0	9,989	5,302	590	178	185	64	0	23,433

Annual Fiscal Year Caseload Report

2nd Judicial District – County Court Juvenile Cases Filed



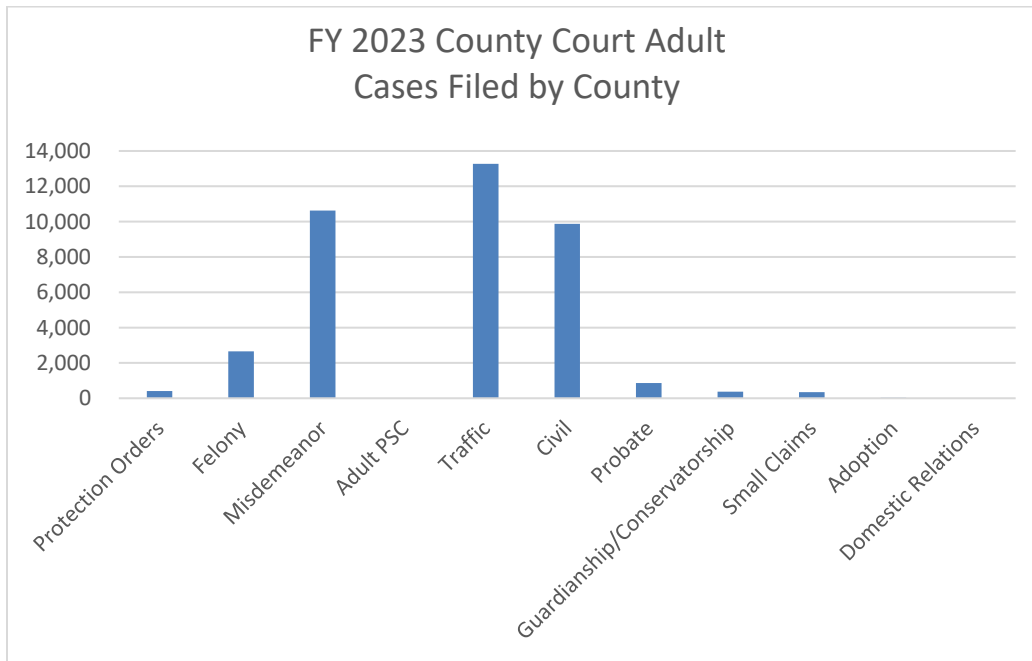
Year	# Cases
FY 2021	116
FY 2022	119
FY 2023	109
FY 2024	
FY 2025	
FY 2026	
FY 2027	
FY 2028	
FY 2029	
FY 2030	

Fiscal Year 2023 Court Cases Filed by Category and County

	Juvenile: 3A	Juvenile: Delinquency	Juvenile: Status Offender 3B	Juvenile: Mentally Ill and Dangerous 3C	Juvenile: Bridge to Independence	Juvenile: Interstate Compact	Total Cases
Cass	19	44	17		3	1	84
Otoe	11	13				1	25
Total	30	57	17	0	3	2	109

Annual Fiscal Year Caseload Report

3rd Judicial District – County Court Adult Cases Filed



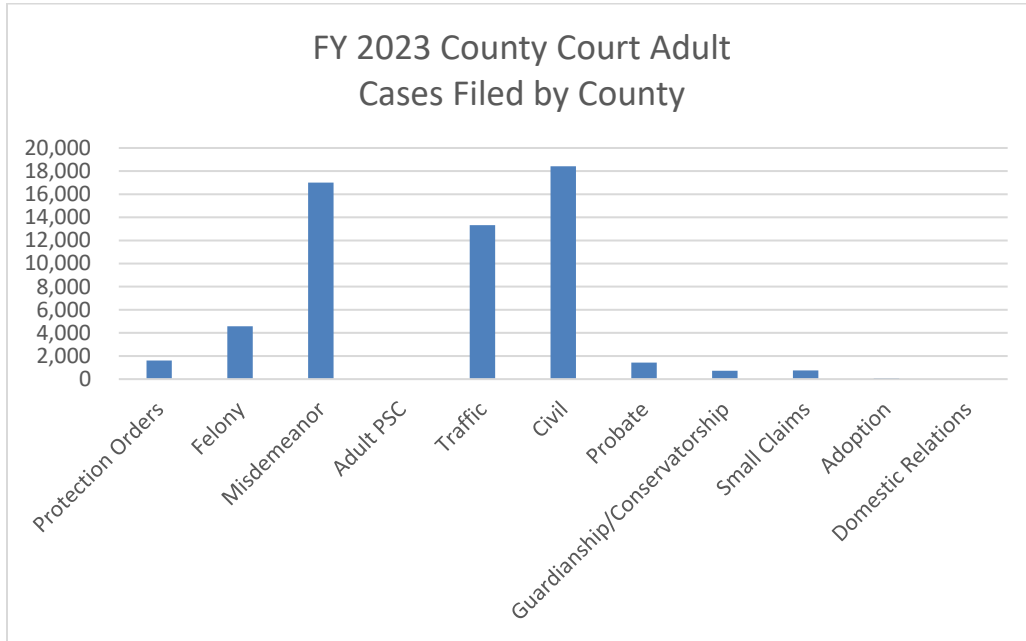
Year	# Cases
FY 2021	40,329
FY 2022	35,050
FY 2023	38,450
FY 2024	
FY 2025	
FY 2026	
FY 2027	
FY 2028	
FY 2029	
FY 2030	

Fiscal Year 2023 Court Cases Filed by Category and County

	Protection Orders	Felony	Misd.	Adult PSC	Traffic	Civil	Probate	Guardianship / Conservatorship	Small Claims	Adoption	Domestic Relations	Total Cases
Lancaster	408	2,656	10,625		13,269	9,879	861	376	346	29	1	38,450

Annual Fiscal Year Caseload Report

4th Judicial District – County Court Adult Cases Filed



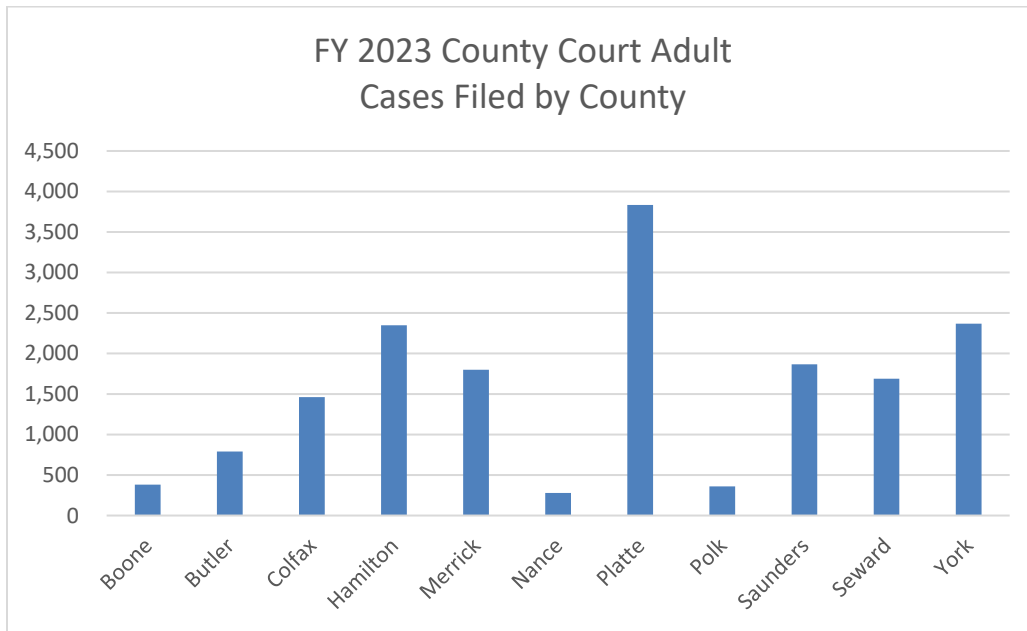
Historical Cases Filed	
Year	# Cases
FY 2021	63,245
FY 2022	58,666
FY 2023	57,936
FY 2024	
FY 2025	
FY 2026	
FY 2027	
FY 2028	
FY 2029	
FY 2030	

Fiscal Year 2023 Court Cases Filed by Category and County

	Protection Orders	Felony	Misd.	Adult PSC	Traffic	Civil	Probate	Guardianship / Conservatorship	Small Claims	Adoption	Domestic Relations	Total Cases
Douglas	1,617	4,579	17,008		13,321	18,413	1,431	731	750	86		57,936

Annual Fiscal Year Caseload Report

5th Judicial District – County Court Adult Cases Filed



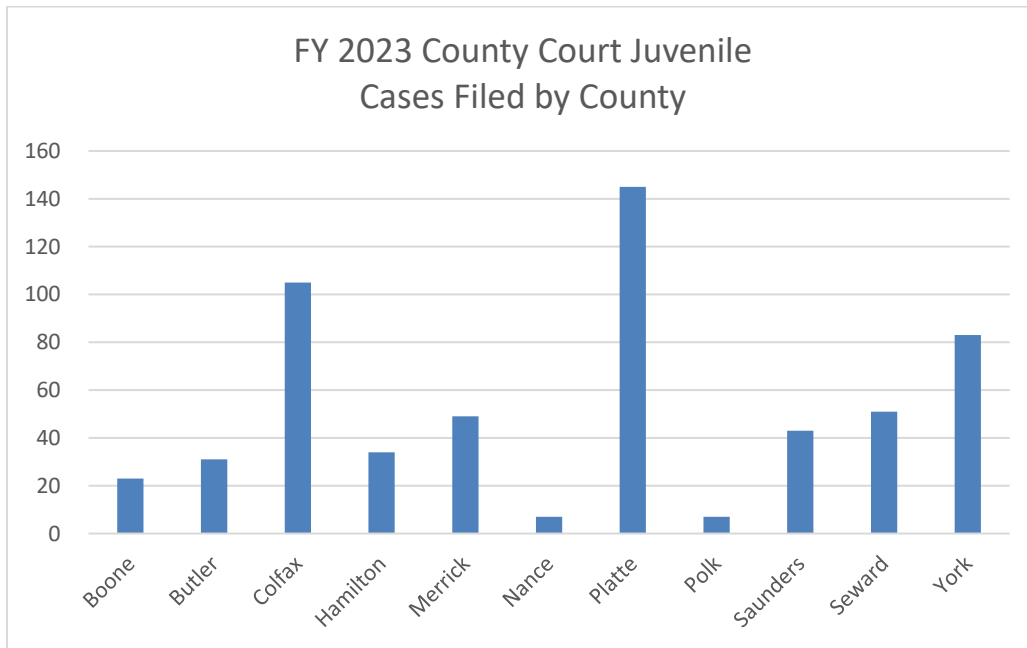
Year	# Cases
FY 2021	16,377
FY 2022	15,981
FY 2023	17,178
FY 2024	
FY 2025	
FY 2026	
FY 2027	
FY 2028	
FY 2029	
FY 2030	

Fiscal Year 2023 Court Cases Filed by Category and County

	Protection Orders	Felony	Misd.	Adult PSC	Traffic	Civil	Probate	Guardianship / Conservatorship	Small Claims	Adoption	Domestic Relations	Total Cases
Boone	13	14	62		83	154	39	7	6	4		382
Butler	13	49	160		220	277	48	7	6	10		790
Colfax	12	51	552		523	266	32	15	8	2		1,461
Hamilton	6	105	330		1,512	327	61	3	4	1		2,349
Merrick	6	81	262		1,093	287	45	8	9	8		1,799
Nance	3	15	47		41	135	23	10	3	2		279
Platte	81	268	1,089		1,164	997	129	43	51	11		3,833
Polk	1	6	39		128	133	41	6	5	1		360
Saunders	1	107	489		683	450	102	19	13	3		1,867
Seward	19	161	427		515	447	91	13	8	8		1,689
York	42	223	494		839	640	81	20	21	9		2,369
Total	197	1,080	3,951	0	6,801	4,113	692	151	134	59	0	17,178

Annual Fiscal Year Caseload Report

5th Judicial District – County Court Juvenile Cases Filed



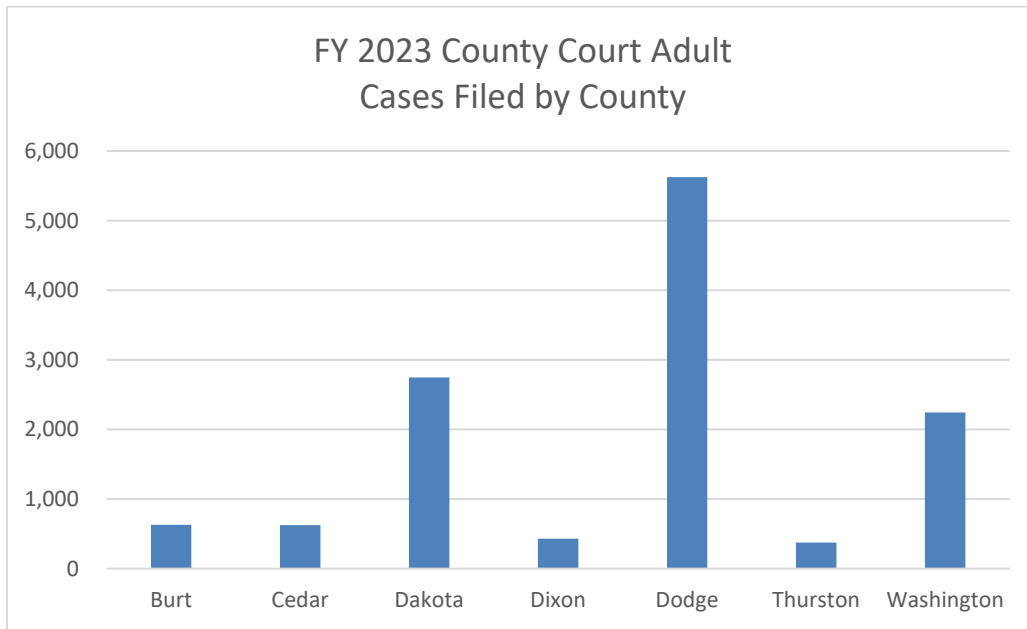
Year	# Cases
FY 2021	447
FY 2022	541
FY 2023	578
FY 2024	
FY 2025	
FY 2026	
FY 2027	
FY 2028	
FY 2029	
FY 2030	

Fiscal Year 2023 Court Cases Filed by Category and County

	Juvenile: 3A	Juvenile: Delinquency	Juvenile: Status Offender 3B	Juvenile: Mentally Ill and Dangerous 3C	Juvenile: Bridge to Independence	Juvenile: Interstate Compact	Total Cases
Boone		17	4		1	1	23
Butler	9	18			1	3	31
Colfax	10	83	7			5	105
Hamilton	4	27	2			1	34
Merrick	8	39	1	1			49
Nance		4				3	7
Platte	21	84	36	4			145
Polk	3		2		2		7
Saunders	15	21	5		2		43
Seward	15	29	5		1	1	51
York	31	32	15		4	1	83
Total	116	354	77	5	11	15	578

Annual Fiscal Year Caseload Report

6th Judicial District – County Court Adult Cases Filed



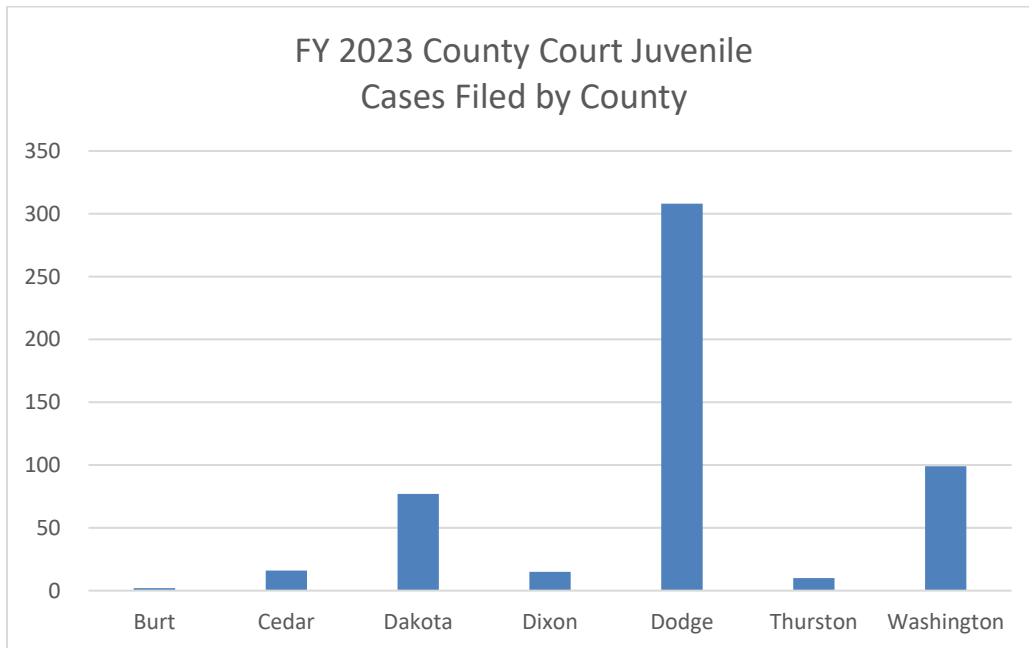
Historical Cases Filed	
Year	# Cases
FY 2021	12,569
FY 2022	12,803
FY 2023	12,673
FY 2024	
FY 2025	
FY 2026	
FY 2027	
FY 2028	
FY 2029	
FY 2030	

Fiscal Year 2023 Court Cases Filed by Category and County

	Protection Orders	Felony	Misd.	Adult PSC	Traffic	Civil	Probate	Guardianship / Conservatorship	Small Claims	Adoption	Domestic Relations	Total Cases
Burt	11	80	157		123	194	45	4	15	1		630
Cedar	5	24	127		260	146	48	4	9	3		626
Dakota	8	322	903		978	438	54	10	33			2,746
Dixon		15	96		168	107	35	6	2			429
Dodge	144	431	1,779		2,024	948	179	57	58	4		5,624
Thurston	6	12	58		76	197	21	1	4			375
Washington	29	97	502		1,019	476	80	14	20	6		2,243
Total	203	981	3,622	0	4,648	2,506	462	96	141	14	0	12,673

Annual Fiscal Year Caseload Report

6th Judicial District – County Court Juvenile Cases Filed



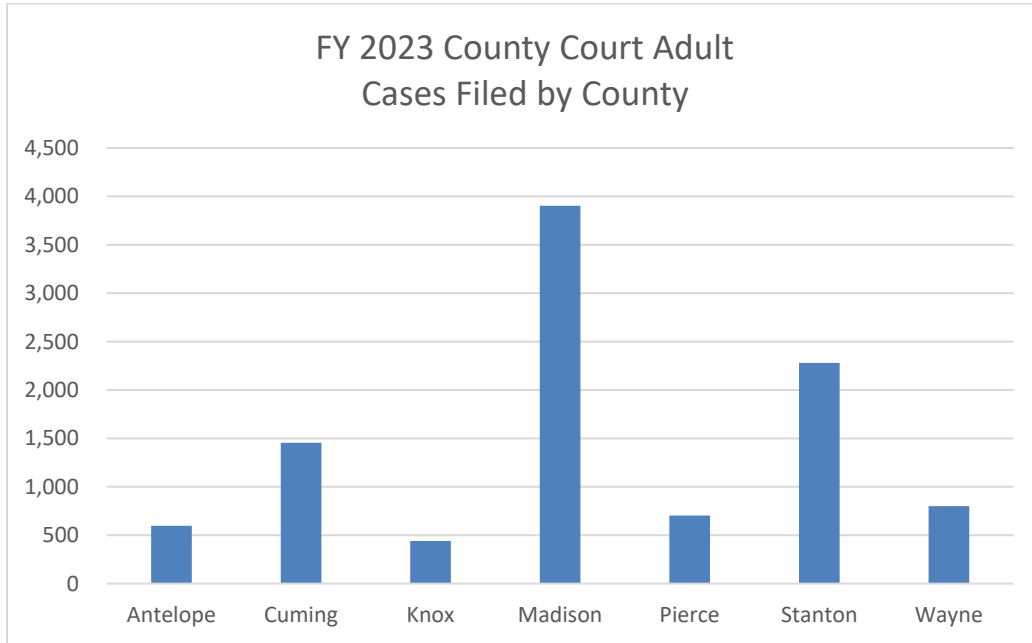
Year	# Cases
FY 2021	405
FY 2022	433
FY 2023	527
FY 2024	
FY 2025	
FY 2026	
FY 2027	
FY 2028	
FY 2029	
FY 2030	

Fiscal Year 2023 Court Cases Filed by Category and County

	Juvenile: 3A	Juvenile: Delinquency	Juvenile: Status Offender 3B	Juvenile: Mentally Ill and Dangerous 3C	Juvenile: Bridge to Independence	Juvenile: Interstate Compact	Total Cases
Burt		1	1				2
Cedar	2	11	2			1	16
Dakota	11	49	3		4	10	77
Dixon	10	4	1				15
Dodge	73	174	58	2	1		308
Thurston	4	1	1		4		10
Washington	14	64	19			2	99
Total	114	304	85	2	9	13	527

Annual Fiscal Year Caseload Report

7th Judicial District – County Court Adult Cases Filed



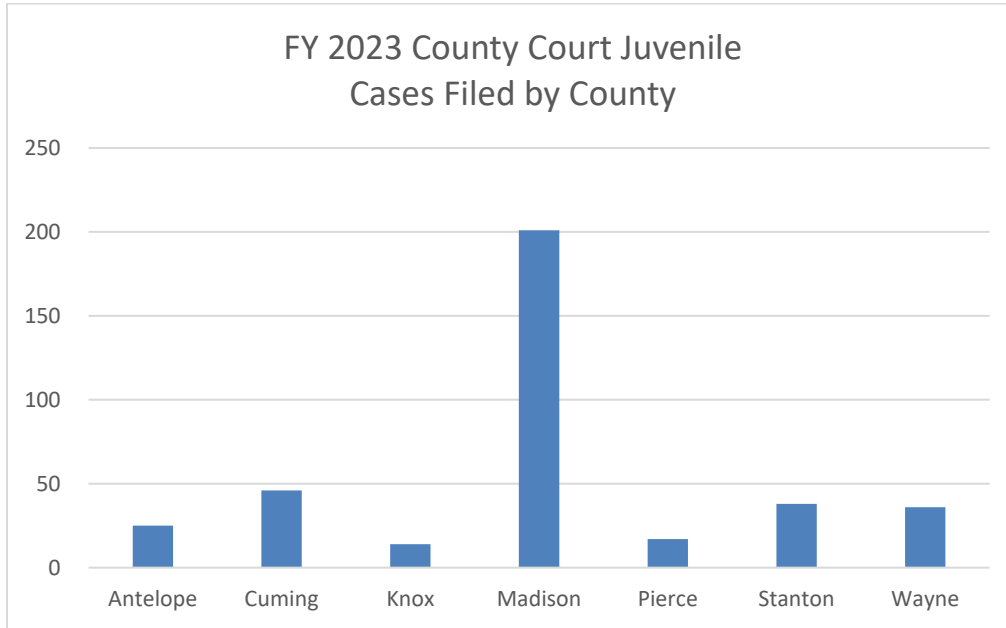
Year	# Cases
FY 2021	11,925
FY 2022	11,023
FY 2023	10,180
FY 2024	
FY 2025	
FY 2026	
FY 2027	
FY 2028	
FY 2029	
FY 2030	

Fiscal Year 2023 Court Cases Filed by Category and County

	Protection Orders	Felony	Misd.	Adult PSC	Traffic	Civil	Probate	Guardianship / Conservatorship	Small Claims	Adoption	Domestic Relations	Total Cases
Antelope	4	26	140		265	115	26	7	8	6		597
Cuming	6	29	197		888	263	51	7	10	4		1,455
Knox	3	6	106		92	154	54	6	20			441
Madison	25	259	1,171		1,485	753	125	29	49	7		3,903
Pierce	7	31	134		342	143	28	10	6	2		703
Stanton		37	382		1,721	105	18	2	13	2		2,280
Wayne	7	16	234		349	138	36	6	8	7		801
Total	52	404	2,364	0	5,142	1,671	338	67	114	28	0	10,180

Annual Fiscal Year Caseload Report

7th Judicial District – County Court Juvenile Cases Filed



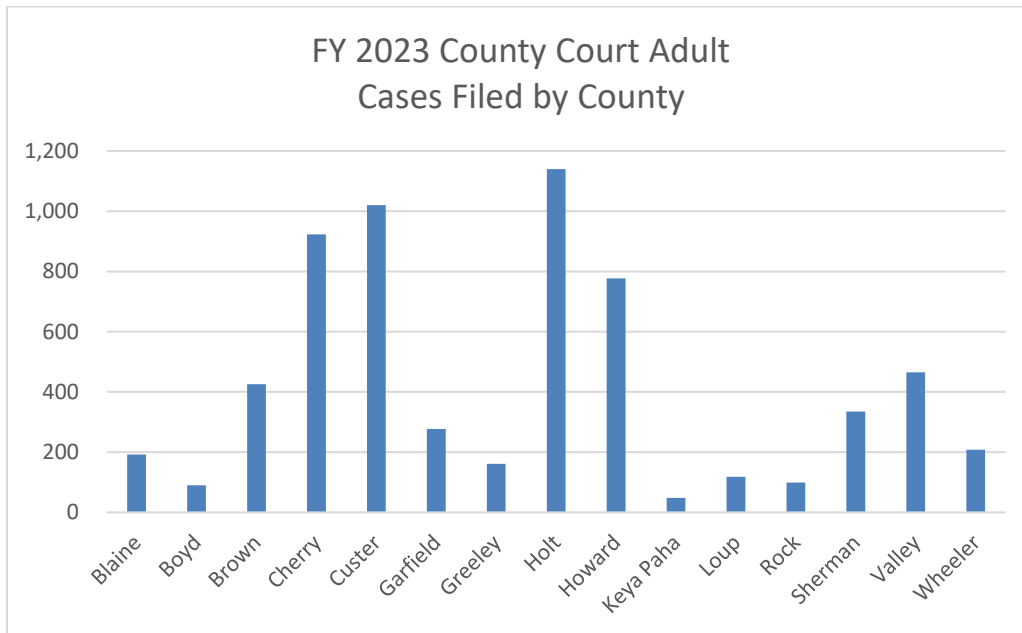
Historical Cases Filed	
Year	# Cases
FY 2021	422
FY 2022	428
FY 2023	377
FY 2024	
FY 2025	
FY 2026	
FY 2027	
FY 2028	
FY 2029	
FY 2030	

Fiscal Year 2023 Court Cases Filed by Category and County

	Juvenile: 3A	Juvenile: Delinquency	Juvenile: Status Offender 3B	Juvenile: Mentally Ill and Dangerous 3C	Juvenile: Bridge to Independence	Juvenile: Interstate Compact	Total Cases
Antelope	3	14	6	1	1		25
Cuming	4	36	5			1	46
Knox	4	9				1	14
Madison	60	126	3	6	3	3	201
Pierce	7	5	5				17
Stanton	2	35	1				38
Wayne	9	20	7				36
Total	89	245	27	7	4	5	377

Annual Fiscal Year Caseload Report

8th Judicial District – County Court Adult Cases Filed



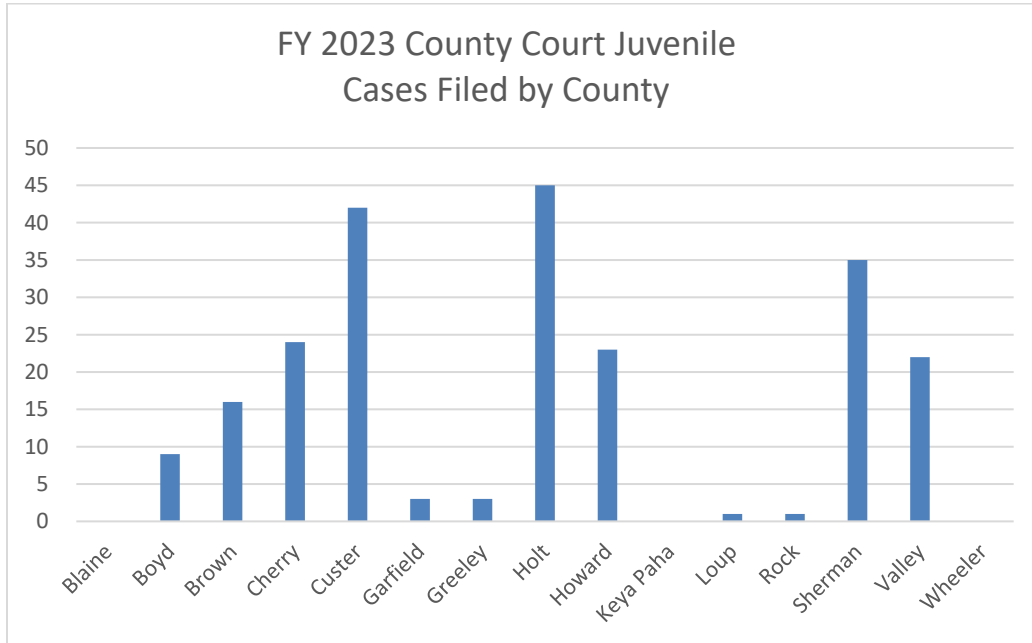
Year	# Cases
FY 2021	7,100
FY 2022	6,654
FY 2023	6,279
FY 2024	
FY 2025	
FY 2026	
FY 2027	
FY 2028	
FY 2029	
FY 2030	

Fiscal Year 2023 Court Cases Filed by Category and County

	Protection Orders	Felony	Misd.	Adult PSC	Traffic	Civil	Probate	Guardianship / Conservatorship	Small Claims	Adoption	Domestic Relations	Total Cases
Blaine		1	8		165	9	7	1	1			192
Boyd	6	4	10		22	31	13	3	1			90
Brown	15	44	78		118	144	13	3	10	1		426
Cherry	11	31	229		455	157	23	9	6	2		923
Custer	18	46	176	6	373	327	43	11	15	5		1,020
Garfield	1	5	79		124	53	11	1	2	1		277
Greeley			18	1	65	61	12	1	3			161
Holt	2	52	185		563	236	47	7	39	9		1,140
Howard	9	43	154	2	336	185	34	8	6			777
Keya Paha		1	2		29	10	3	1	1	1		48
Loup		4	64		34	16						118
Rock			8		50	32	5	1	3			99
Sherman	5	18	137	1	68	81	16	4	4	1		335
Valley	6	52	86	5	155	134	17	3	5	2		465
Wheeler		3	8	1	164	25	7					208
Total	73	304	1,242	16	2,721	1,501	251	53	96	22	0	6,279

Annual Fiscal Year Caseload Report

8th Judicial District – County Court Juvenile Cases Filed



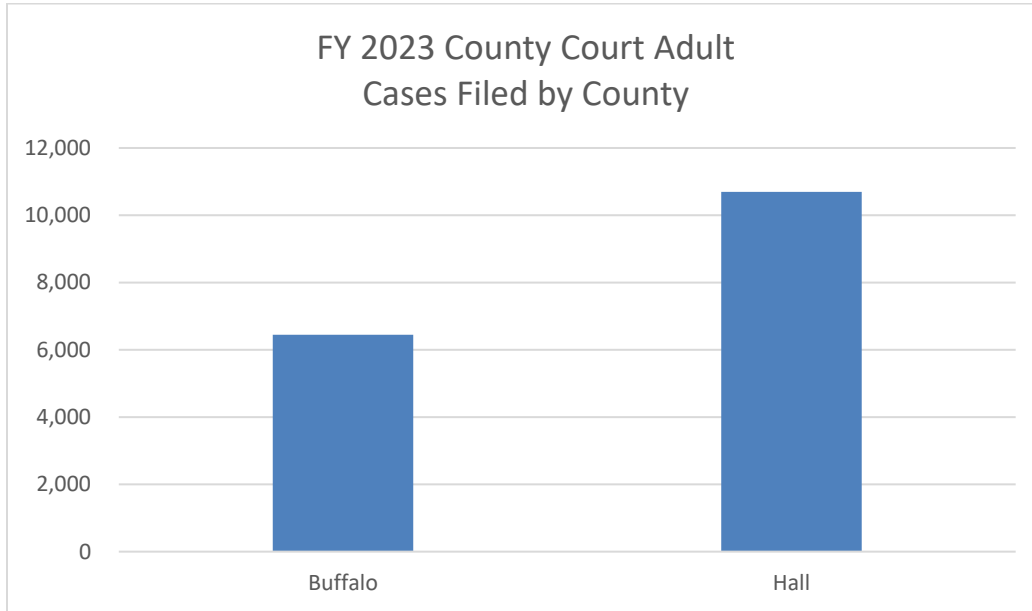
Year	# Cases
FY 2021	218
FY 2022	215
FY 2023	224
FY 2024	
FY 2025	
FY 2026	
FY 2027	
FY 2028	
FY 2029	
FY 2030	

Fiscal Year 2023 Court Cases Filed by Category and County

	Juvenile: 3A	Juvenile: Delinquency	Juvenile: Status Offender 3B	Juvenile: Mentally Ill and Dangerous 3C	Juvenile: Bridge to Independence	Juvenile: Interstate Compact	Total Cases
Blaine							0
Boyd	6	2				1	9
Brown		9	6			1	16
Cherry		22	2				24
Custer	23	15	3			1	42
Garfield	2	1					3
Greeley	2		1				3
Holt	12	29	4				45
Howard	3	20					23
Keya Paha							0
Loup	1						1
Rock		1					1
Sherman	16	11	7		1		35
Valley	8	9	5				22
Wheeler							0
Total	73	119	28	0	1	3	224

Annual Fiscal Year Caseload Report

9th Judicial District – County Court Adult Cases Filed



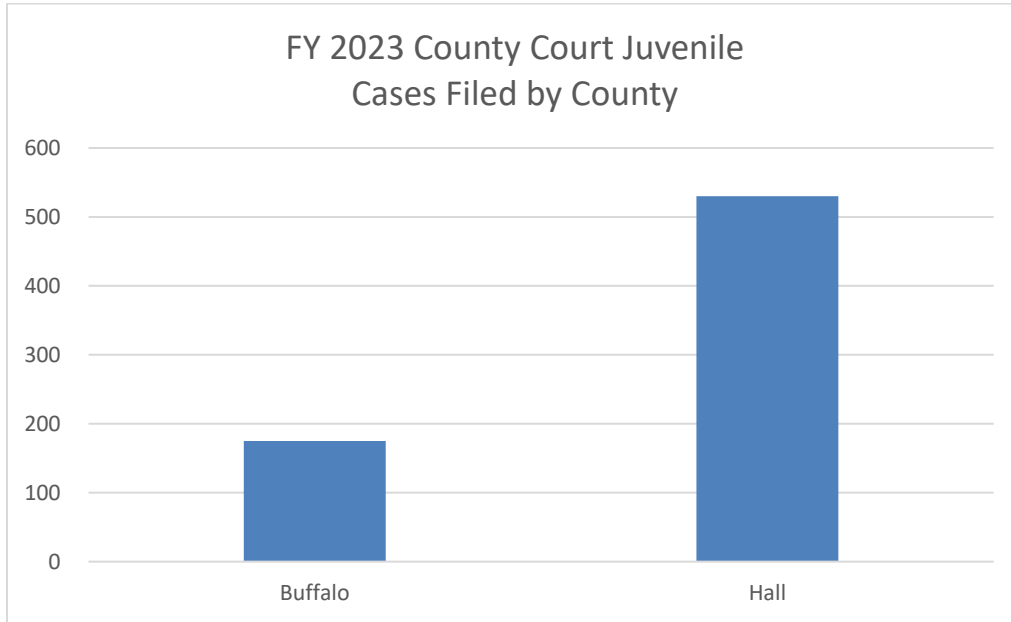
Historical Cases Filed	
Year	# Cases
FY 2021	18,238
FY 2022	17,326
FY 2023	17,139
FY 2024	
FY 2025	
FY 2026	
FY 2027	
FY 2028	
FY 2029	
FY 2030	

Fiscal Year 2023 Court Cases Filed by Category and County

	Protection Orders	Felony	Misd.	Adult PSC	Traffic	Civil	Probate	Guardianship / Conservatorship	Small Claims	Adoption	Domestic Relations	Total Cases
Buffalo	47	477	1,779		2,056	1,753	179	40	84	31		6,446
Hall	141	825	2,557		3,850	2,901	194	79	116	30		10,693
Total	188	1,302	4,336	0	5,906	4,654	373	119	200	61	0	17,139

Annual Fiscal Year Caseload Report

9th Judicial District – County Court Juvenile Cases Filed



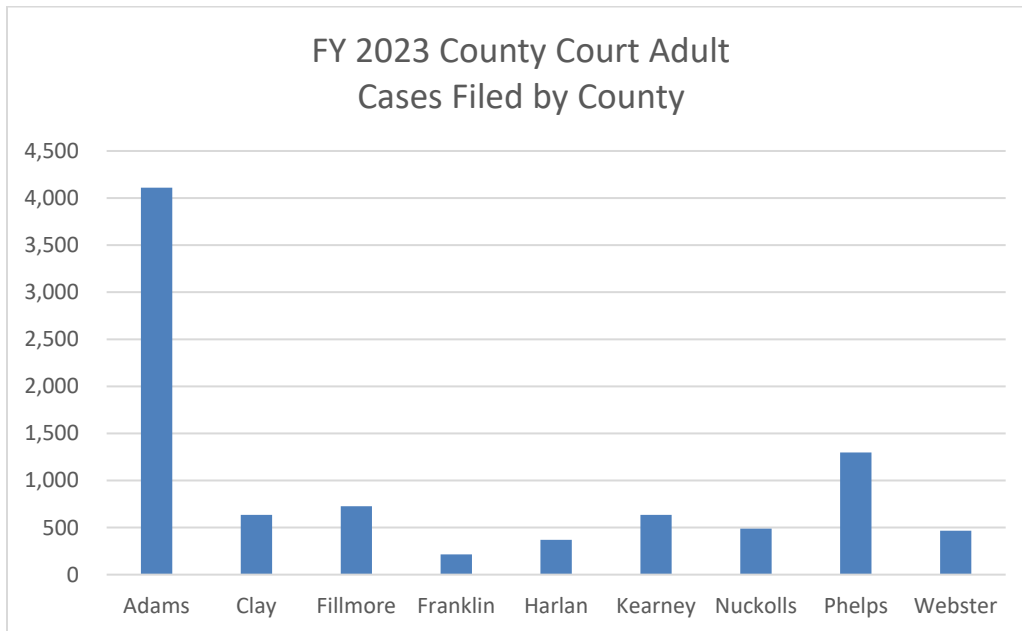
Year	# Cases
FY 2021	734
FY 2022	807
FY 2023	705
FY 2024	
FY 2025	
FY 2026	
FY 2027	
FY 2028	
FY 2029	
FY 2030	

Fiscal Year 2023 Court Cases Filed by Category and County

	Juvenile: 3A	Juvenile: Delinquency	Juvenile: Status Offender 3B	Juvenile: Mentally Ill and Dangerous 3C	Juvenile: Bridge to Independence	Juvenile: Interstate Compact	Total Cases
Buffalo	32	121	9		6	7	175
Hall	80	407	28		2	13	530
Total	112	528	37	0	8	20	705

Annual Fiscal Year Caseload Report

10th Judicial District – County Court Adult Cases Filed



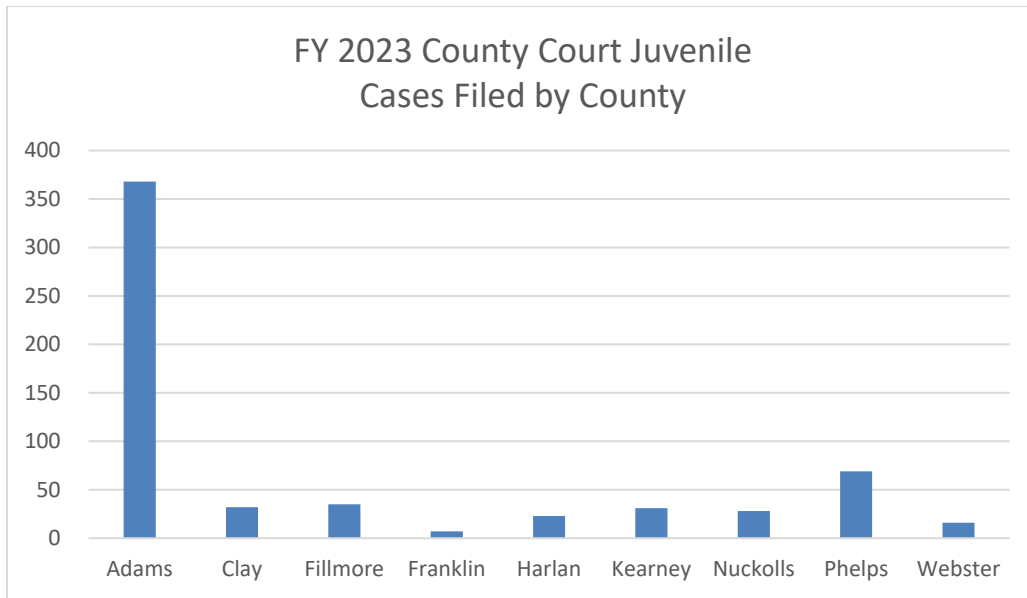
Year	# Cases
FY 2021	9,786
FY 2022	8,641
FY 2023	8,943
FY 2024	
FY 2025	
FY 2026	
FY 2027	
FY 2028	
FY 2029	
FY 2030	

Fiscal Year 2023 Court Cases Filed by Category and County

	Protection Orders	Felony	Misd.	Adult PSC	Traffic	Civil	Probate	Guardianship / Conservatorship	Small Claims	Adoption	Domestic Relations	Total Cases
Adams	15	191	1,004		1,293	1,386	134	43	30	14		4,110
Clay	4	19	114		183	268	37	3	5	2		635
Fillmore	9	33	93		331	205	42	4	9	1		727
Franklin	3	9	26		14	131	22	2	6	2		215
Harlan	2	17	93		104	120	23	3	3	4		369
Kearney	4	31	97		213	234	38	9	8			634
Nuckolls		16	84		201	144	26	2	11	4		488
Phelps	6	41	179		541	441	43	17	23	7		1,298
Webster	5	9	71		176	169	24	7	3	3		467
Total	48	366	1,761	0	3,056	3,098	389	90	98	37	0	8,943

Annual Fiscal Year Caseload Report

10th Judicial District – County Court Juvenile Cases Filed



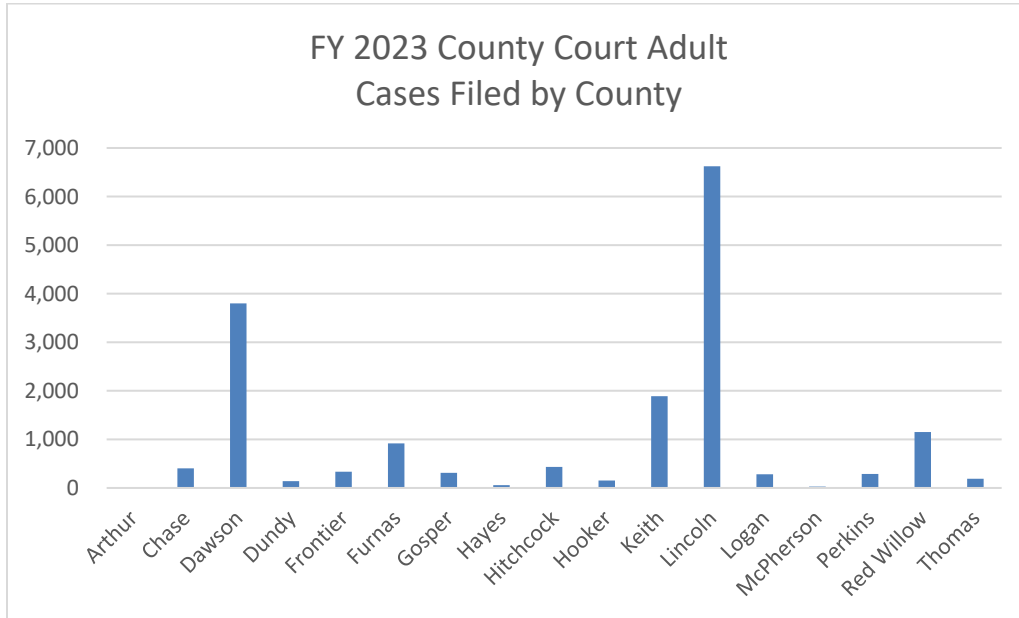
Year	# Cases
FY 2021	456
FY 2022	528
FY 2023	609
FY 2024	
FY 2025	
FY 2026	
FY 2027	
FY 2028	
FY 2029	
FY 2030	

Fiscal Year 2023 Court Cases Filed by Category and County

	Juvenile: 3A	Juvenile: Delinquency	Juvenile: Status Offender 3B	Juvenile: Mentally Ill and Dangerous 3C	Juvenile: Bridge to Independence	Juvenile: Interstate Compact	Total Cases
Adams	53	290	18		5	2	368
Clay	3	24	2	1	1	1	32
Fillmore	10	21	4				35
Franklin	3	2	2				7
Harlan	6	17					23
Kearney	5	20	4		2		31
Nuckolls	4	23	1				28
Phelps	14	47	6		2		69
Webster	1	11	4				16
Total	99	455	41	1	10	3	609

Annual Fiscal Year Caseload Report

11th Judicial District – County Court Adult Cases Filed



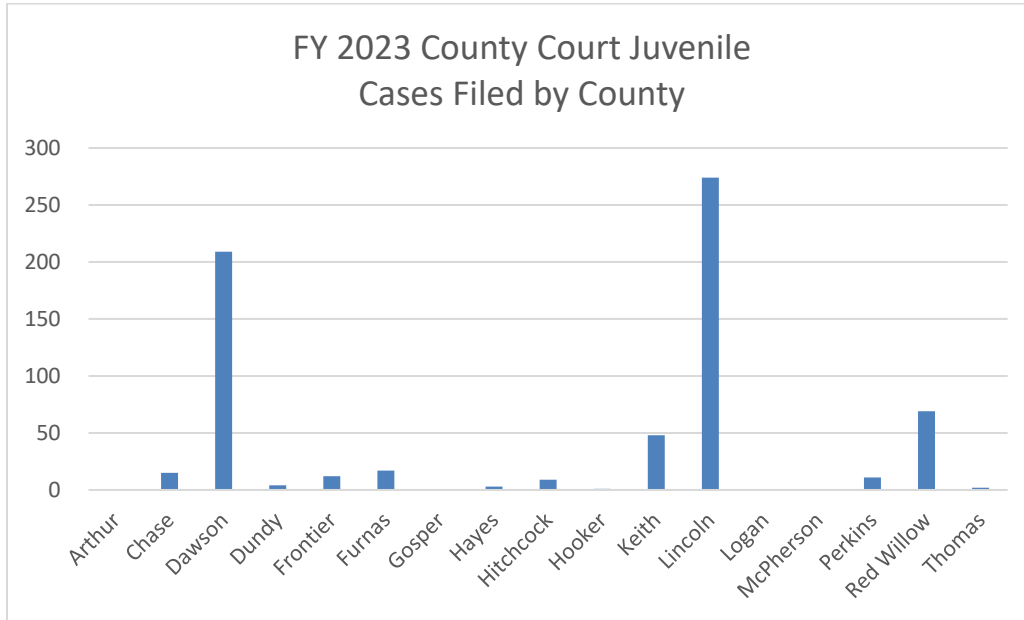
Historical Cases Filed	
Year	# Cases
FY 2021	18,223
FY 2022	16,877
FY 2023	17,019
FY 2024	
FY 2025	
FY 2026	
FY 2027	
FY 2028	
FY 2029	
FY 2030	

Fiscal Year 2023 Court Cases Filed by Category and County

	Protection Orders	Felony	Misd.	Adult PSC	Traffic	Civil	Probate	Guardianship / Conservatorship	Small Claims	Adoption	Domestic Relations	Total Cases
Arthur		1	3		8	3	2					17
Chase		12	98		135	118	24	7	9			403
Dawson		252	1,074		972	1,354	74	22	35	16		3,799
Dundy		8	25		46	50	7	1	3			140
Frontier		13	125		44	127	16	1	5	3		334
Furnas		80	154		425	218	25	9	6	1		918
Gosper		5	117		107	63	10	3	2	3		310
Hayes		1	14		11	25	7					58
Hitchcock		13	130		140	117	20	2	6	4		432
Hooker		3	22		100	20	5	4				154
Keith		79	883		595	260	53	3	17			1,890
Lincoln		577	1,718		2,152	1,908	157	33	60	20		6,625
Logan		14	43		201	21	3					282
McPherson		1	5		7	12		3		1		29
Perkins		8	47		115	85	26		8			289
Red Willow	1	48	273		284	457	51	13	21	3		1,151
Thomas		4	12		155	12	4	1				188
Total	1	1,119	4,743	0	5,497	4,850	484	102	172	51	0	17,019

Annual Fiscal Year Caseload Report

11th Judicial District – County Court Juvenile Cases Filed



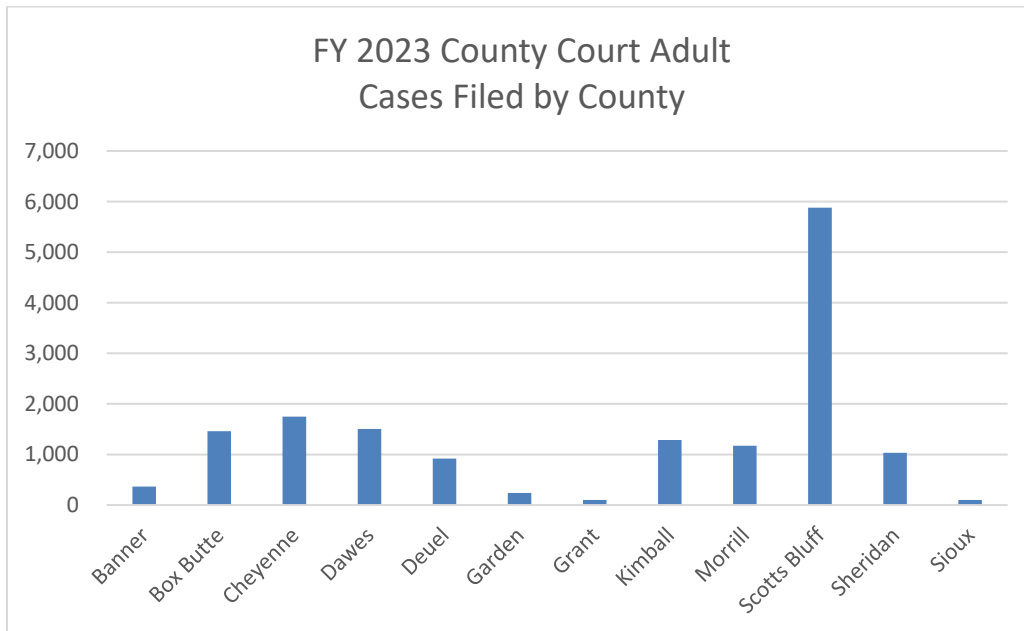
Year	# Cases
FY 2021	633
FY 2022	642
FY 2023	674
FY 2024	
FY 2025	
FY 2026	
FY 2027	
FY 2028	
FY 2029	
FY 2030	

Fiscal Year 2023 Court Cases Filed by Category and County

	Juvenile: 3A	Juvenile: Delinquency	Juvenile: Status Offender 3B	Juvenile: Mentally Ill and Dangerous 3C	Juvenile: Bridge to Independence	Juvenile: Interstate Compact	Total Cases
Arthur							0
Chase	1	12	2				15
Dawson	53	114	32		4	6	209
Dundy	3	1					4
Frontier	1	10				1	12
Furnas	3	11	3				17
Gosper							0
Hayes	3						3
Hitchcock	3	5	1				9
Hooker		1					1
Keith	12	33		1		2	48
Lincoln	94	165	8	3	2	2	274
Logan							0
McPherson							0
Perkins	1	10					11
Red Willow	17	40	8		2	2	69
Thomas		2					2
Total	191	404	54	4	8	13	674

Annual Fiscal Year Caseload Report

12th Judicial District – County Court Adult Cases Filed



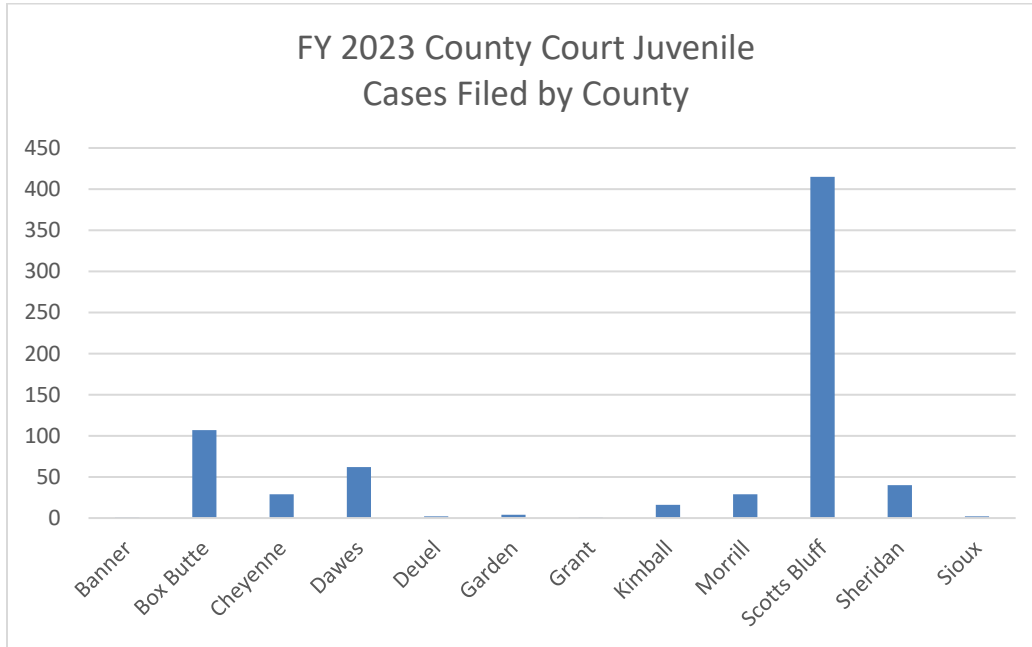
Year	# Cases
FY 2021	15,079
FY 2022	15,462
FY 2023	15,805
FY 2024	
FY 2025	
FY 2026	
FY 2027	
FY 2028	
FY 2029	
FY 2030	

Fiscal Year 2023 Court Cases Filed by Category and County

	Protection Orders	Felony	Misd.	Adult PSC	Traffic	Civil	Probate	Guardianship / Conservatorship	Small Claims	Adoption	Domestic Relations	Total Cases
Banner		6	31		308	13	5	1	3			367
Box Butte	4	70	287		480	547	34	7	25	5		1,459
Cheyenne	2	144	334		749	436	46	5	26	5		1,747
Dawes	13	74	404		716	223	49	6	18	2		1,505
Deuel		35	138		667	57	11	5	5			918
Garden		16	36		110	69	5		1	1		238
Grant			6		74	16	3	1				100
Kimball		48	178		843	180	23	3	11			1,286
Morrill		34	234		649	215	28	5	4	3		1,172
Scotts Bluff	80	659	1,777		1,171	1,932	134	42	62	21		5,878
Sheridan	1	84	405		389	115	31	2	6	1		1,034
Sioux		1	24		52	12	11			1		101
Total	100	1,171	3,854	0	6,208	3,815	380	77	161	39	0	15,805

Annual Fiscal Year Caseload Report

12th Judicial District – County Court Juvenile Cases Filed



Year	# Cases
FY 2021	633
FY 2022	724
FY 2023	708
FY 2024	
FY 2025	
FY 2026	
FY 2027	
FY 2028	
FY 2029	
FY 2030	

Fiscal Year 2023 Court Cases Filed by Category and County

	Juvenile: 3A	Juvenile: Delinquency	Juvenile: Status Offender 3B	Juvenile: Mentally Ill and Dangerous 3C	Juvenile: Bridge to Independence	Juvenile: Interstate Compact	Total Cases
Banner		1					1
Box Butte	20	73	13			1	107
Cheyenne	20	8				1	29
Dawes	7	39	11			5	62
Deuel	2						2
Garden	1	3					4
Grant	1						1
Kimball	8	5	2	1			16
Morrill	6	19	4				29
Scotts Bluff	71	277	37	2	1	27	415
Sheridan	13	20	7				40
Sioux		2					2
Total	149	447	74	3	1	34	708



Research and Data

**Operations Division
Administrative Office of the Courts & Probation
Chief Standing Bear Justice Administration Building
521 S. 14th Street Suite 300 | Lincoln, NE 68508
T 531.739.8100 | F 402.471.2197**