

NEBRASKA JUDICIAL BRANCH

# District Court

## Annual Caseload Report



**Fiscal Year 2023**

July 1, 2022 to  
June 30, 2023



## Table of Contents

Fiscal Year 2023 Nebraska District Court Adult Cases Filed.....	4
1 <sup>st</sup> Judicial District – District Court Adult Cases Filed.....	5
2 <sup>nd</sup> Judicial District – District Court Adult Cases Filed.....	6
3 <sup>rd</sup> Judicial District – District Court Adult Cases Filed.....	7
4 <sup>th</sup> Judicial District – District Court Adult Cases Filed.....	8
5 <sup>th</sup> Judicial District – District Court Adult Cases Filed.....	9
6 <sup>th</sup> Judicial District – District Court Adult Cases Filed.....	10
7 <sup>th</sup> Judicial District – District Court Adult Cases Filed.....	11
8 <sup>th</sup> Judicial District – District Court Adult Cases Filed.....	12
9 <sup>th</sup> Judicial District – District Court Adult Cases Filed.....	13
10 <sup>th</sup> Judicial District – District Court Adult Cases Filed.....	14
11 <sup>th</sup> Judicial District – District Court Adult Cases Filed.....	15
12 <sup>th</sup> Judicial District – District Court Adult Cases Filed.....	16

# Annual Fiscal Year Caseload Report

## Annual Caseload Report for Nebraska District Courts

**Fiscal Year 2023 – July 1, 2022 to June 30, 2023**

This *Annual District Court Caseload Report* contains caseload statistics for Nebraska's 93 District Courts, organized into 12 Judicial Districts. Statistics are compiled through extracts from the JUSTICE automated trial court case management system. Providing court statistics ensures transparency to the public and assists administration in ensuring efficient court practices.

Caseload statistics demonstrate the volume of cases in each jurisdiction and the changes that occur over time. Data are useful in determining staffing levels and for predicting the effect on caseloads due to changes in the law.

In 2019-2020, the Supreme Court and the Administrative Office of the Courts and Probation (AOCP) conducted a statewide judicial time study. Under the direction and leadership of the National Center for State Courts, a new weighting methodology and standards were adopted, including a more diverse list of case types, see *Nebraska Judicial Workload Assessment Final Report* (October 2020) on the Nebraska Supreme Court website. In an effort to provide greater consistency in how the AOCP reports weighted caseload and caseload data, the caseload data has been standardized between the two reports. Therefore, the 10-year history section of this caseload report should not be compared to reports prior to FY 2021 and direct comparison to archived reports is not recommended.

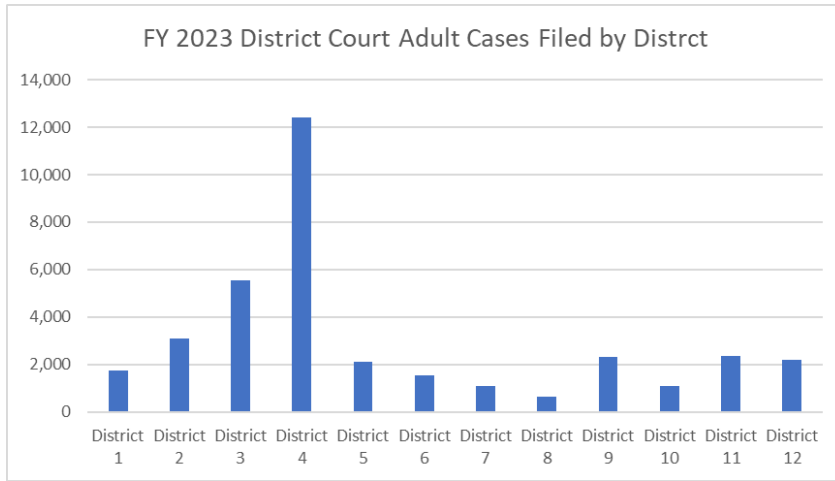
Caseload reports are available for all levels of state appellate and trial courts at <https://supremecourt.nebraska.gov/forms-publications>.



**Corey R. Steel | Nebraska State Court**  
**Administrator Nebraska Supreme Court**  
**Administrative Office of the Courts & Probation**  
Rm. 1211 State Capitol | P.O. Box 98910 | Lincoln, NE 68509  
T 402.471.3730 | F 402.471.2197  
[www.supremecourt.ne.gov](http://www.supremecourt.ne.gov)

# Annual Fiscal Year Caseload Report

## Fiscal Year 2023 Nebraska District Court Adult Cases Filed



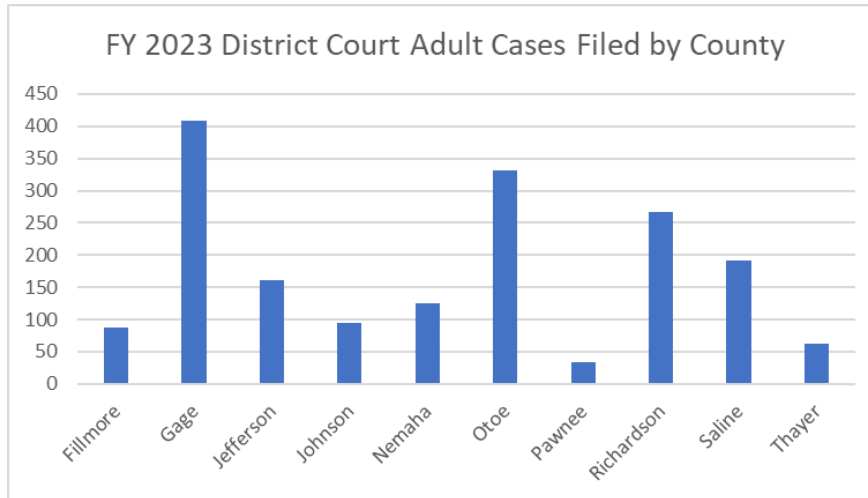
Year	# Cases
FY 2021	35,803
FY 2022	34,775
FY 2023	36,253
FY 2024	
FY 2025	
FY 2026	
FY 2027	
FY 2028	
FY 2029	
FY 2030	

### Fiscal Year 2023 Adult Court Cases Filed by Category and District

	Protection Orders	Civil	Domestic Relations	Appellate Action	Administrative Appeals	Problem Solving Court	Felony 1	Other Criminal	Total Cases
District 1	353	336	505	8	12	23	37	489	1,763
District 2	623	503	1,145	14	4	30	44	747	3,110
District 3	1,145	905	1,679	75	105	96	195	1,364	5,564
District 4	2,228	2,127	3,795	74	26	171	462	3,515	12,398
District 5	381	285	618	17	4	49	95	652	2,101
District 6	163	223	590	6	1	9	49	506	1,547
District 7	247	148	333	3	0	19	22	345	1,117
District 8	120	153	201	3	3	11	15	142	648
District 9	343	239	738	14	2	27	142	823	2,328
District 10	301	191	344	14	2	21	20	220	1,113
District 11	672	282	578	2	6	24	108	698	2,370
District 12	433	258	563	13	4	0	87	836	2,194
Statewide	7,009	5,650	11,089	243	169	480	1,276	10,337	36,253

# Annual Fiscal Year Caseload Report

## 1<sup>st</sup> Judicial District – District Court Adult Cases Filed



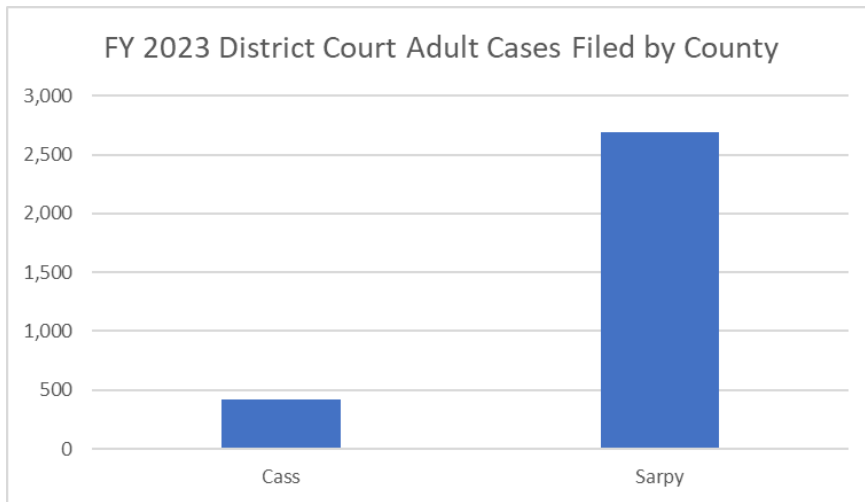
Year	# Cases
FY 2021	1,768
FY 2022	1,806
FY 2023	1,763
FY 2024	
FY 2025	
FY 2026	
FY 2027	
FY 2028	
FY 2029	
FY 2030	

### Fiscal Year 2023 Adult Court Cases Filed by Category and County

	Protection Orders	Civil	Domestic Relations	Appellate Action	Administrative Appeals	Problem Solving Court	Felony 1	Other Criminal	Total Cases
<b>Fillmore</b>	14	14	32	1		1		26	88
<b>Gage</b>	86	56	132	2	2	14	12	104	408
<b>Jefferson</b>	38	41	63	1			2	16	161
<b>Johnson</b>	21	25	21		10		1	16	94
<b>Nemaha</b>	17	28	37	1			2	40	125
<b>Otoe</b>	73	73	80	2		2	6	96	332
<b>Pawnee</b>	6	7	13				3	5	34
<b>Richardson</b>	32	56	37			3	6	133	267
<b>Saline</b>	41	25	72			3	3	47	191
<b>Thayer</b>	25	11	18	1			2	6	63
<b>Total</b>	353	336	505	8	12	23	37	489	1,763

# Annual Fiscal Year Caseload Report

## 2<sup>nd</sup> Judicial District – District Court Adult Cases Filed



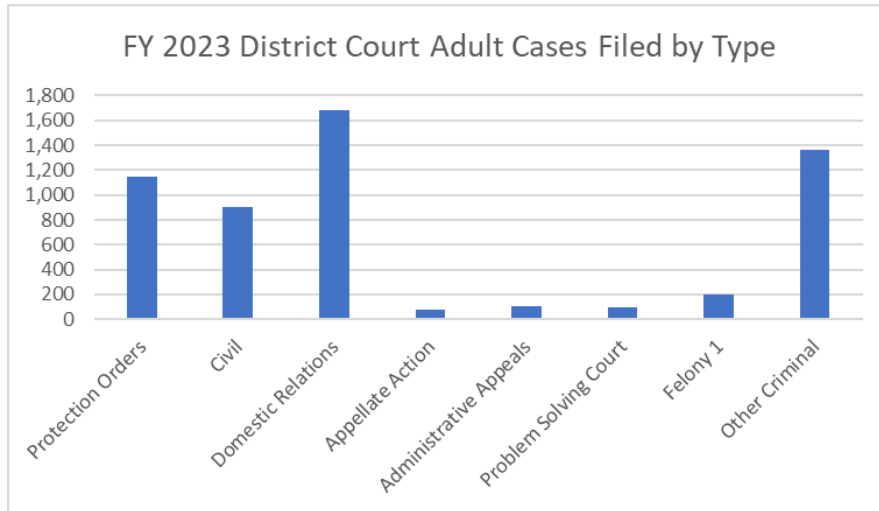
Year	# Cases
FY 2021	2,847
FY 2022	2,920
FY 2023	3,110
FY 2024	
FY 2025	
FY 2026	
FY 2027	
FY 2028	
FY 2029	
FY 2030	

### Fiscal Year 2023 Adult Court Cases Filed by Category and County

	Protection Orders	Civil	Domestic Relations	Appellate Action	Administrative Appeals	Problem Solving Court	Felony 1	Other Criminal	Total Cases
<b>Cass</b>	92	87	122	2	1	7	4	100	415
<b>Sarpy</b>	531	416	1,023	12	3	23	40	647	2,695
<b>Total</b>	623	503	1,145	14	4	30	44	747	3,110

# Annual Fiscal Year Caseload Report

## 3<sup>rd</sup> Judicial District – District Court Adult Cases Filed



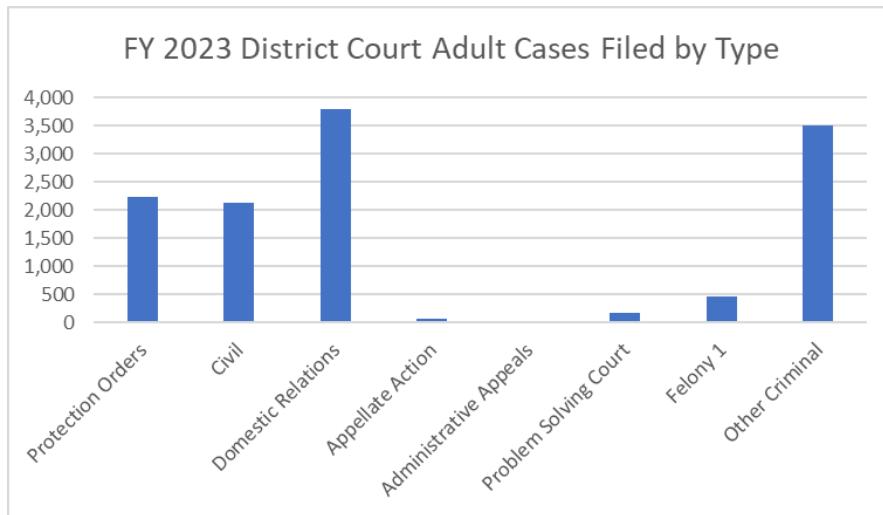
Historical Cases Filed	
Year	# Cases
FY 2021	5,019
FY 2022	4,815
FY 2023	5,564
FY 2024	
FY 2025	
FY 2026	
FY 2027	
FY 2028	
FY 2029	
FY 2030	

### Fiscal Year 2023 Adult Court Cases Filed by Category and County

	Protection Orders	Civil	Domestic Relations	Appellate Action	Administrative Appeals	Problem Solving Court	Felony 1	Other Criminal	Total Cases
<b>Lancaster</b>	1,145	905	1,679	75	105	96	195	1,364	5,564

# Annual Fiscal Year Caseload Report

## 4<sup>th</sup> Judicial District – District Court Adult Cases Filed



Historical Cases Filed	
Year	# Cases
FY 2021	12,352
FY 2022	11,844
FY 2023	12,398
FY 2024	
FY 2025	
FY 2026	
FY 2027	
FY 2028	
FY 2029	
FY 2030	

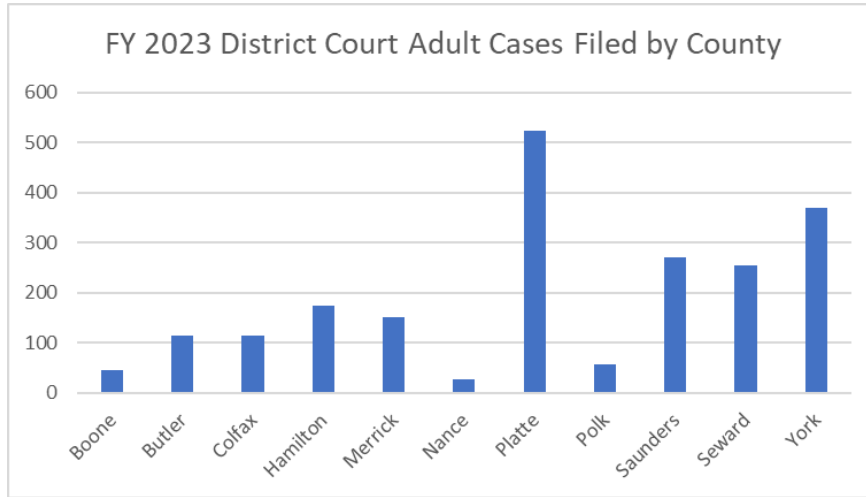
### Fiscal Year 2023 Adult Court Cases Filed by Category and County

	Protection Orders	Civil	Domestic Relations	Appellate Action	Administrative Appeals	Problem Solving Court	Felony 1	Other Criminal	Total Cases
<b>Douglas</b>	2,228	2,127	3,795	74	26	171	462	3,515	12,398



# Annual Fiscal Year Caseload Report

## 5<sup>th</sup> Judicial District – District Court Adult Cases Filed



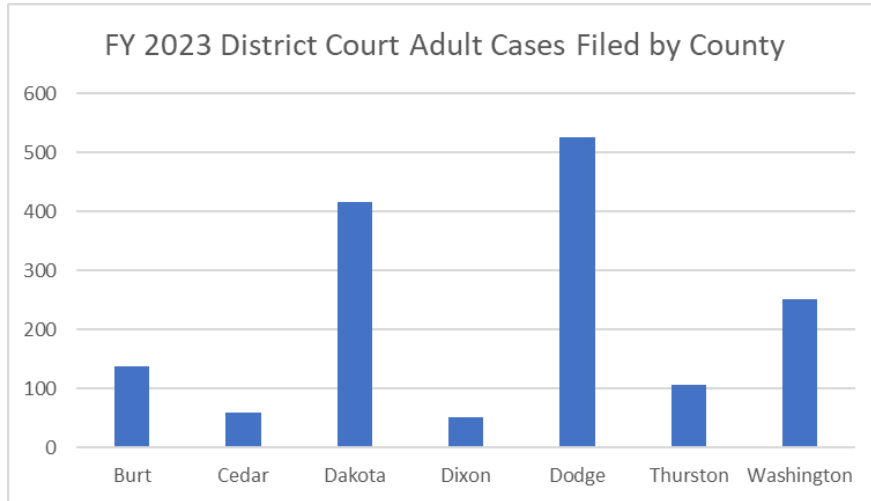
Year	# Cases
FY 2021	2,148
FY 2022	2,050
FY 2023	2,101
FY 2024	
FY 2025	
FY 2026	
FY 2027	
FY 2028	
FY 2029	
FY 2030	

### Fiscal Year 2023 Adult Court Cases Filed by Category and County

	Protection Orders	Civil	Domestic Relations	Appellate Action	Administrative Appeals	Problem Solving Court	Felony 1	Other Criminal	Total Cases
<b>Boone</b>	7	13	13					12	45
<b>Butler</b>	17	18	26	2	1	6	4	40	114
<b>Colfax</b>	11	12	56	1		3	3	28	114
<b>Hamilton</b>	22	18	36			6	13	80	175
<b>Merrick</b>	27	22	41	1		8	2	51	152
<b>Nance</b>	9	6	5					7	27
<b>Platte</b>	132	56	189	5			14	127	523
<b>Polk</b>	10	17	24				1	5	57
<b>Saunders</b>	54	46	87	6		4	4	69	270
<b>Seward</b>	25	32	66	2	3	2	27	98	255
<b>York</b>	67	45	75			20	27	135	369
<b>Total</b>	381	285	618	17	4	49	95	652	2,101

# Annual Fiscal Year Caseload Report

## 6<sup>th</sup> Judicial District – District Court Adult Cases Filed



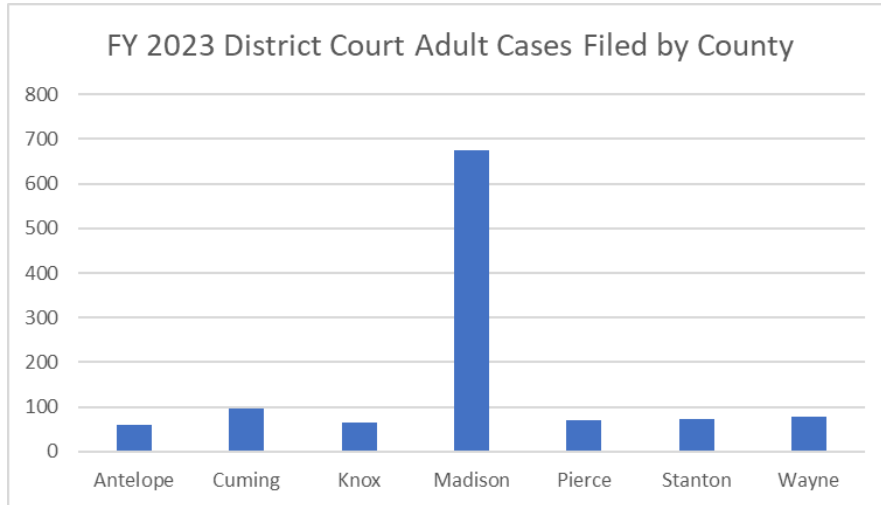
Year	# Cases
FY 2021	1,543
FY 2022	1,582
FY 2023	1,547
FY 2024	
FY 2025	
FY 2026	
FY 2027	
FY 2028	
FY 2029	
FY 2030	

### Fiscal Year 2023 Adult Court Cases Filed by Category and County

	Protection Orders	Civil	Domestic Relations	Appellate Action	Administrative Appeals	Problem Solving Court	Felony 1	Other Criminal	Total Cases
<b>Burt</b>	18	32	31		1	1	7	48	138
<b>Cedar</b>	10	15	20				3	10	58
<b>Dakota</b>	47	50	133	2			6	179	417
<b>Dixon</b>	23	6	15				2	5	51
<b>Dodge</b>	21	74	218	2		7	26	178	526
<b>Thurston</b>	3	10	88					5	106
<b>Washington</b>	41	36	85	2		1	5	81	251
<b>Total</b>	163	223	590	6	1	9	49	506	1,547

# Annual Fiscal Year Caseload Report

## 7<sup>th</sup> Judicial District – District Court Adult Cases Filed



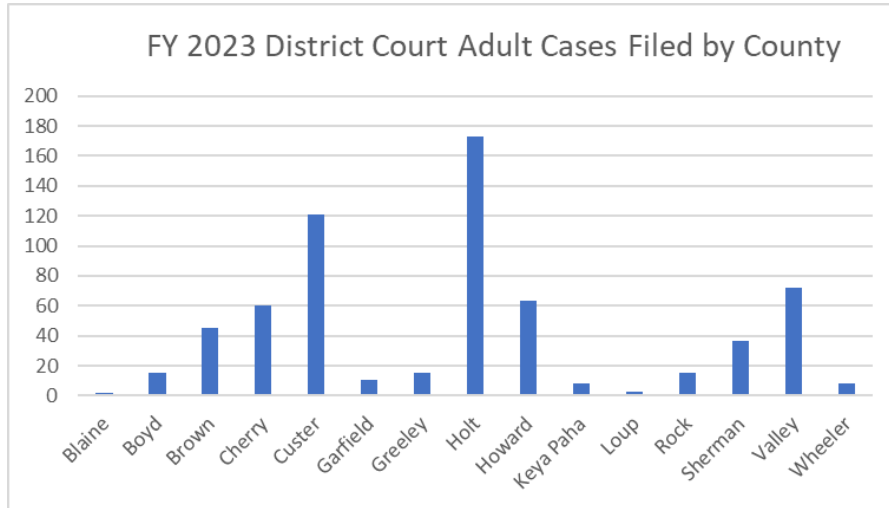
Historical Cases Filed	
Year	# Cases
FY 2021	1,169
FY 2022	1,178
FY 2023	1,113
FY 2024	
FY 2025	
FY 2026	
FY 2027	
FY 2028	
FY 2029	
FY 2030	

### Fiscal Year 2023 Adult Court Cases Filed by Category and County

	Protection Orders	Civil	Domestic Relations	Appellate Action	Administrative Appeals	Problem Solving Court	Felony 1	Other Criminal	Total Cases
<b>Antelope</b>	10	17	15				1	17	60
<b>Cuming</b>	5	19	46	1		1	1	23	96
<b>Knox</b>	18	22	23					3	66
<b>Madison</b>	165	47	184	1		13	13	250	673
<b>Pierce</b>	12	20	19				2	16	69
<b>Stanton</b>	17	8	21				4	23	73
<b>Wayne</b>	20	15	25	1		1	1	13	76
<b>Total</b>	247	148	333	3	0	15	22	345	1,113

# Annual Fiscal Year Caseload Report

## 8<sup>th</sup> Judicial District – District Court Adult Cases Filed



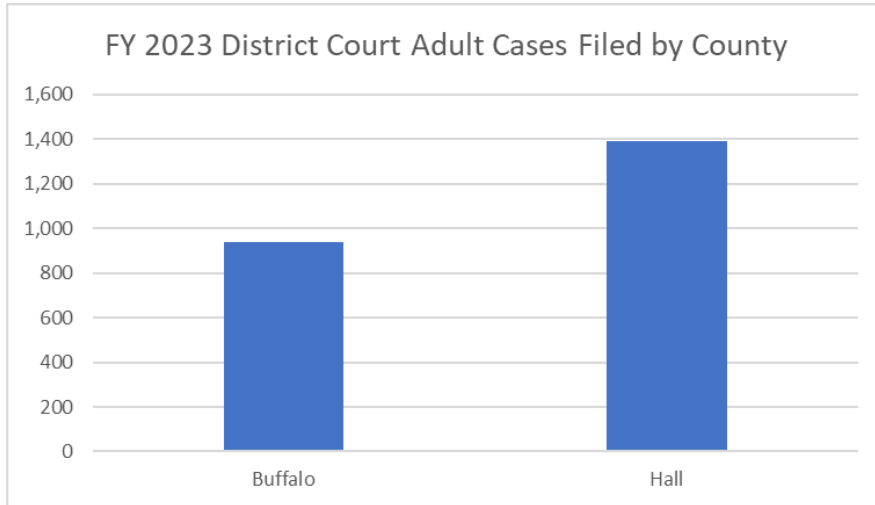
Year	# Cases
FY 2021	683
FY 2022	713
FY 2023	648
FY 2024	
FY 2025	
FY 2026	
FY 2027	
FY 2028	
FY 2029	
FY 2030	

### Fiscal Year 2023 Adult Court Cases Filed by Category and County

	Protection Orders	Civil	Domestic Relations	Appellate Action	Administrative Appeals	Problem Solving Court	Felony 1	Other Criminal	Total Cases
<b>Blaine</b>		2							2
<b>Boyd</b>	2	3	6					4	15
<b>Brown</b>	5	13	17	1			2	7	45
<b>Cherry</b>	10	18	17					15	60
<b>Custer</b>	27	36	38		2		3	15	121
<b>Garfield</b>	1	3	7						11
<b>Greeley</b>	3	3	6					3	15
<b>Holt</b>	41	31	45	2		11	6	37	173
<b>Howard</b>	12	10	22				3	16	63
<b>Keya Paha</b>		4	2					2	8
<b>Loup</b>		1	1					1	3
<b>Rock</b>	2	7	5		1				15
<b>Sherman</b>	7	6	16					8	37
<b>Valley</b>	10	12	17				1	32	72
<b>Wheeler</b>		4	2					2	8
<b>Total</b>	120	153	201	3	3	11	15	142	648

# Annual Fiscal Year Caseload Report

## 9<sup>th</sup> Judicial District – District Court Adult Cases Filed



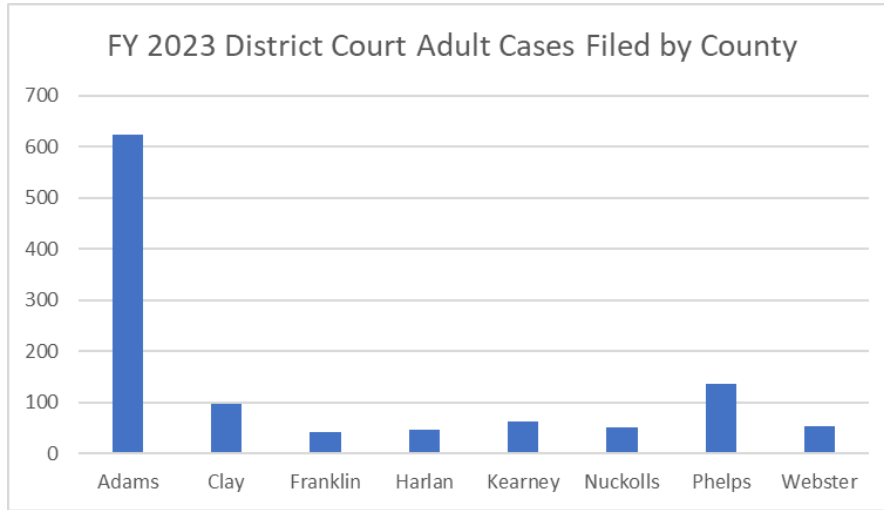
Historical Cases Filed	
Year	# Cases
FY 2021	2,540
FY 2022	2,252
FY 2023	2,328
FY 2024	
FY 2025	
FY 2026	
FY 2027	
FY 2028	
FY 2029	
FY 2030	

### Fiscal Year 2023 Adult Court Cases Filed by Category and County

	Protection Orders	Civil	Domestic Relations	Appellate Action	Administrative Appeals	Problem Solving Court	Felony 1	Other Criminal	Total Cases
<b>Buffalo</b>	135	110	273	8	1	13	38	358	936
<b>Hall</b>	208	129	465	6	1	14	104	465	1,392
<b>Total</b>	343	239	738	14	2	27	142	823	2,328

# Annual Fiscal Year Caseload Report

## 10<sup>th</sup> Judicial District – District Court Adult Cases Filed



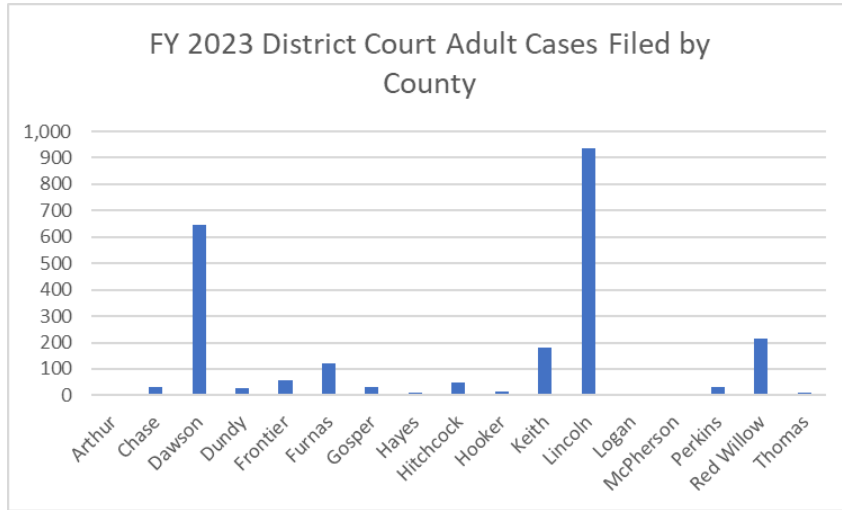
Year	# Cases
FY 2021	1,170
FY 2022	1,149
FY 2023	1,113
FY 2024	
FY 2025	
FY 2026	
FY 2027	
FY 2028	
FY 2029	
FY 2030	

### Fiscal Year 2023 Adult Court Cases Filed by Category and County

	Protection Orders	Civil	Domestic Relations	Appellate Action	Administrative Appeals	Problem Solving Court	Felony 1	Other Criminal	Total Cases
<b>Adams</b>	175	67	180	8	2	20	16	155	623
<b>Clay</b>	30	25	30	1			1	11	98
<b>Franklin</b>	17	7	14					5	43
<b>Harlan</b>	10	17	10				1	8	46
<b>Kearney</b>	12	14	17	3			1	15	62
<b>Nuckolls</b>	14	16	16					6	52
<b>Phelps</b>	28	31	58	2		1	1	14	135
<b>Webster</b>	15	14	19					6	54
<b>Total</b>	301	191	344	14	2	21	20	220	1,113

# Annual Fiscal Year Caseload Report

## 11<sup>th</sup> Judicial District – District Court Adult Cases Filed



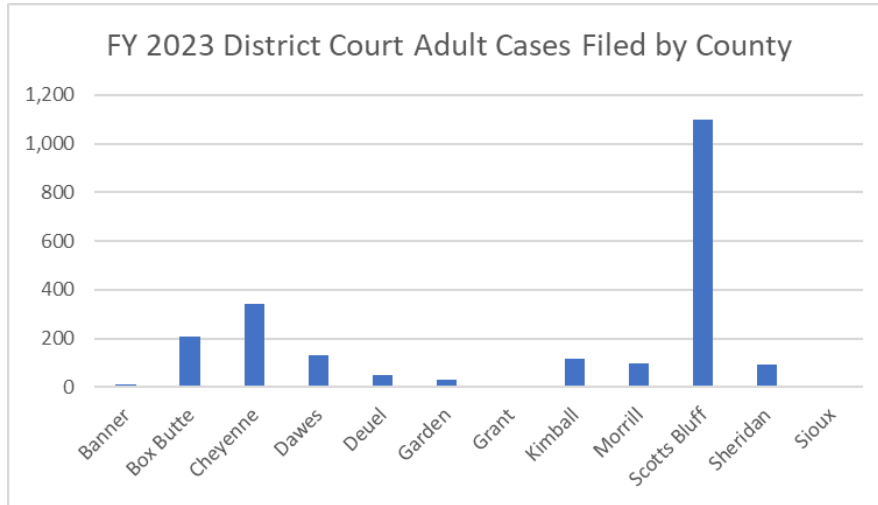
Year	# Cases
FY 2021	2,508
FY 2022	2,312
FY 2023	2,370
FY 2024	
FY 2025	
FY 2026	
FY 2027	
FY 2028	
FY 2029	
FY 2030	

### Fiscal Year 2023 Adult Court Cases Filed by Category and County

	Protection Orders	Civil	Domestic Relations	Appellate Action	Administrative Appeals	Problem Solving Court	Felony 1	Other Criminal	Total Cases
Arthur	3	1					1		5
Chase	10	2	10				1	7	30
Dawson	182	55	161	1		11	32	206	648
Dundy	9	8	4					6	27
Frontier	19	12	12		3		3	6	55
Furnas	31	26	14				6	42	119
Gosper	12	3	13					2	30
Hayes	1	5	5				1		12
Hitchcock	13	10	17					7	47
Hooker	5	4	3		1				13
Keith	50	22	35				5	69	181
Lincoln	270	85	221		1	13	50	297	937
Logan	1	2						5	8
McPherson	1	1	1						3
Perkins	5	3	10				2	10	30
Red Willow	58	40	69	1	1		7	38	214
Thomas	2	3	3					3	11
<b>Total</b>	<b>672</b>	<b>282</b>	<b>578</b>	<b>2</b>	<b>6</b>	<b>24</b>	<b>108</b>	<b>698</b>	<b>2,370</b>

# Annual Fiscal Year Caseload Report

## 12<sup>th</sup> Judicial District – District Court Adult Cases Filed



Year	# Cases
FY 2021	2,056
FY 2022	2,146
FY 2023	2,194
FY 2024	
FY 2025	
FY 2026	
FY 2027	
FY 2028	
FY 2029	
FY 2030	

### Fiscal Year 2023 Adult Court Cases Filed by Category and County

	Protection Orders	Civil	Domestic Relations	Appellate Action	Administrative Appeals	Problem Solving Court	Felony 1	Other Criminal	Total Cases
<b>Banner</b>	2	3	5					4	14
<b>Box Butte</b>	33	39	90	1			7	40	210
<b>Cheyenne</b>	100	41	72	5	1		9	112	340
<b>Dawes</b>	14	16	47	1			6	47	131
<b>Deuel</b>	7	7	5				1	29	49
<b>Garden</b>	6	8	9		1			5	29
<b>Grant</b>		5	2						7
<b>Kimball</b>	29	17	29				4	39	118
<b>Morrill</b>	39	13	30		1		1	13	97
<b>Scotts Bluff</b>	192	88	251	6	1		55	506	1,099
<b>Sheridan</b>	10	21	20				4	40	95
<b>Sioux</b>	1		3					1	5
<b>Total</b>	433	258	563	13	4	0	87	836	2,194





## **Research and Data**

**Operations Division  
Administrative Office of the Courts & Probation  
Chief Standing Bear Justice Administration Building  
521 S. 14th Street Suite 300 | Lincoln, NE 68508  
T 531.739.8100 | F 402.471.2197**