

NEBRASKA JUDICIAL BRANCH

County Court

Annual Caseload Report

Fiscal Year 2024

July 1, 2023, to
June 30, 2024



Table of Contents

Introduction	3
Fiscal Year 2024 Nebraska County Court Adult Cases Filed	4
Fiscal Year 2024 Nebraska County Court Juvenile Cases Filed	5
1 st Judicial District – County Court Adult Cases Filed	5
1 st Judicial District – County Court Juvenile Cases Filed	7
2 nd Judicial District – County Court Adult Cases Filed.....	8
2 nd Judicial District – County Court Juvenile Cases Filed	9
3 rd Judicial District – County Court Adult Cases Filed	10
4 th Judicial District – County Court Adult Cases Filed	11
5 th Judicial District – County Court Adult Cases Filed	12
5 th Judicial District – County Court Juvenile Cases Filed.....	13
6 th Judicial District – County Court Adult Cases Filed	14
6 th Judicial District – County Court Juvenile Cases Filed.....	15
7 th Judicial District – County Court Adult Cases Filed	16
7 th Judicial District – County Court Juvenile Cases Filed.....	17
8 th Judicial District – County Court Adult Cases Filed	18
8 th Judicial District – County Court Juvenile Cases Filed.....	19
9 th Judicial District – County Court Adult Cases Filed	20
9 th Judicial District – County Court Juvenile Cases Filed.....	21
10 th Judicial District – County Court Adult Cases Filed	22
10 th Judicial District – County Court Juvenile Cases Filed.....	23
11 th Judicial District – County Court Adult Cases Filed	24
11 th Judicial District – County Court Juvenile Cases Filed.....	25
12 th Judicial District – County Court Adult Cases Filed	26
12 th Judicial District – County Court Juvenile Cases Filed.....	27

Annual Caseload Report for Nebraska County Courts

Fiscal Year 2024 – July 1, 2023, to June 30, 2024

This *Annual County Court Caseload Report* contains caseload statistics for Nebraska’s 93 County Courts, organized into 12 Judicial Districts. Statistics are compiled through extracts from the JUSTICE automated trial court case management system. Providing court statistics ensures transparency to the public and assists administration in ensuring efficient court practices.

Caseload statistics demonstrate the volume of cases in each jurisdiction and the changes that occur over time. Data are useful in determining staffing levels and for predicting the effect on caseloads due to changes in the law.

In 2019-2020, the Supreme Court and the Administrative Office of the Courts and Probation (AOC) conducted a statewide judicial time study. Under the direction and leadership of the National Center for State Courts, a new weighting methodology and standards were adopted, including a more diverse list of case types, see *Nebraska Judicial Workload Assessment Final Report* (October 2020) on the Nebraska Supreme Court website. In an effort to provide greater consistency in how the AOC reports weighted caseload and caseload data, the caseload data has been standardized between the two reports. Therefore, the 10-year history section of this caseload report should not be compared to reports prior to FY 2021 and direct comparison to archived reports is not recommended.

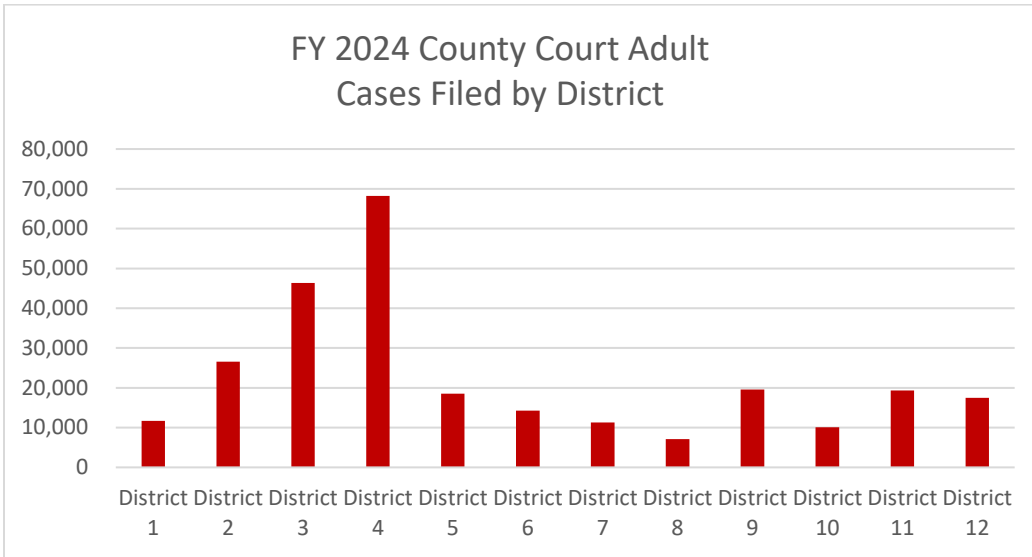
Caseload reports are available for all levels of state appellate and trial courts at <https://supremecourt.nebraska.gov/forms-publications>.



Corey R. Steel
Nebraska State Court Administrator
Nebraska Supreme Court
Administrative Office of the Courts & Probation
Rm. 1211 State Capitol | P.O. Box 98910 | Lincoln, NE 68509
T 402.471.3730 | F 402.471.2197
www.supremecourt.nebraska.gov

Annual Fiscal Year Caseload Report

Fiscal Year 2024 Nebraska County Court Adult Cases Filed



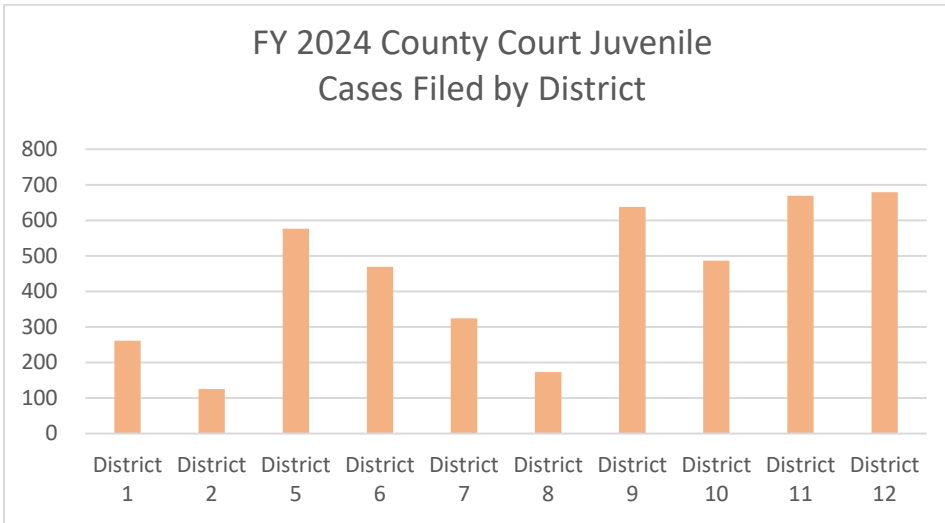
Historical Cases Filed	
Year	# Cases
FY 2021	246,459
FY 2022	230,549
FY 2023	235,864
FY 2024	270,375
FY 2025	
FY 2026	
FY 2027	
FY 2028	
FY 2029	
FY 2030	

Fiscal Year 2024 Court Cases Filed by Category and County

	Protection Orders	Felony	Felony 4	Misd.	Adult PSC	Traffic	Civil	Probate	Guardianship / Conservatorship	Small Claims	Adoption	Domestic Relations	Total Cases
District 1	155	630	0	2,238	21	4,911	3,165	346	84	79	32	0	11,661
District 2	376	1,364	0	6,016	0	9,795	8,053	538	186	188	57	0	26,573
District 3	373	2,636	0	11,971	0	14,536	15,119	904	391	376	56	1	46,363
District 4	1,443	4,369	0	17,135	0	14,485	27,684	1,480	738	775	69	0	68,178
District 5	183	1,054	0	4,260	0	7,007	5,002	646	161	184	33	0	18,530
District 6	272	1,011	1	3,835	0	4,823	3,671	404	113	116	35	0	14,281
District 7	66	476	0	2,267	0	5,863	2,105	330	75	107	34	0	11,323
District 8	51	276	0	1,266	3	3,308	1,708	293	37	110	17	0	7,069
District 9	245	1,296	0	4,509	0	6,911	5,847	347	130	177	71	0	19,533
District 10	81	408	0	1,841	0	3,549	3,645	340	71	107	29	0	10,071
District 11	0	1,015	0	4,930	0	7,117	5,408	444	131	218	47	0	19,310
District 12	162	1,202	1	3,921	0	7,154	4,320	410	96	167	50	0	17,483
Statewide	3,407	15,737	2	64,189	24	89,459	85,727	6,482	2,213	2,604	530	1	270,375

Annual Fiscal Year Caseload Report

Fiscal Year 2024 Nebraska County Court Juvenile Cases Filed



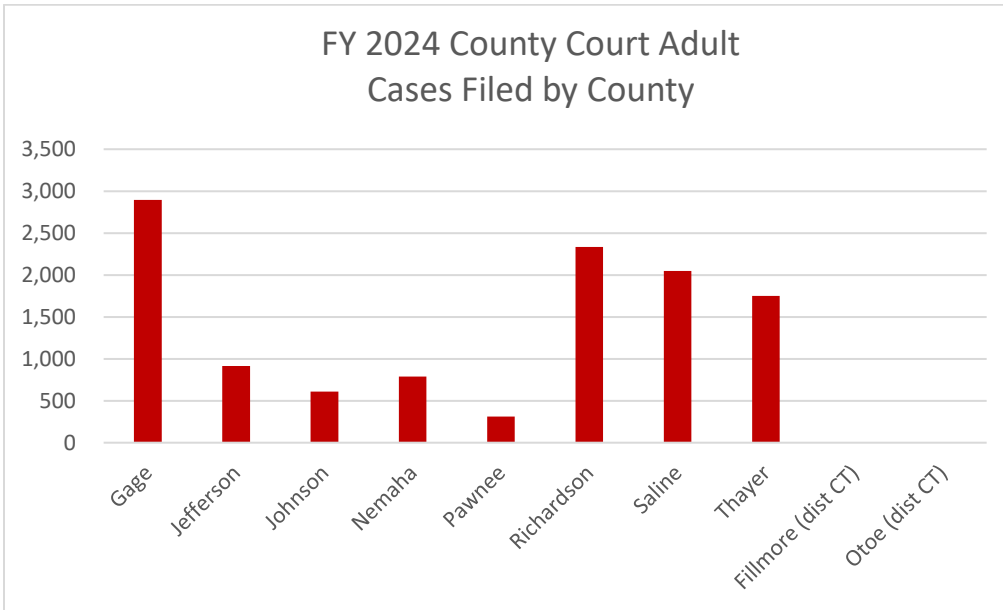
Year	# Cases
FY 2021	4,413
FY 2022	4,731
FY 2023	4,859
FY 2024	4,400
FY 2025	
FY 2026	
FY 2027	
FY 2028	
FY 2029	
FY 2030	

Fiscal Year 2024 Court Cases Filed by Category and County

	Juvenile: 3A	Juvenile: Delinquency	Juvenile: Status Offender 3B	Juvenile: Mentally Ill and Dangerous 3C	Juvenile: Bridge to Independence	Juvenile: Interstate Compact	Total Cases
District 1	61	147	42	0	3	8	261
District 2	14	79	30	0	2	0	125
District 5	140	339	85	0	10	2	576
District 6	105	276	62	2	8	16	469
District 7	79	197	32	3	5	8	324
District 8	58	92	6	0	3	14	173
District 9	175	415	28	0	10	10	638
District 10	63	378	26	2	14	3	486
District 11	209	368	59	4	7	22	669
District 12	120	447	77	0	5	30	679
Statewide	1,024	2,738	447	11	67	113	4,400

Annual Fiscal Year Caseload Report

1st Judicial District – County Court Adult Cases Filed



Year	# Cases
FY 2021	10,752
FY 2022	9,992
FY 2023	10,829
FY 2024	11,661
FY 2025	
FY 2026	
FY 2027	
FY 2028	
FY 2029	
FY 2030	

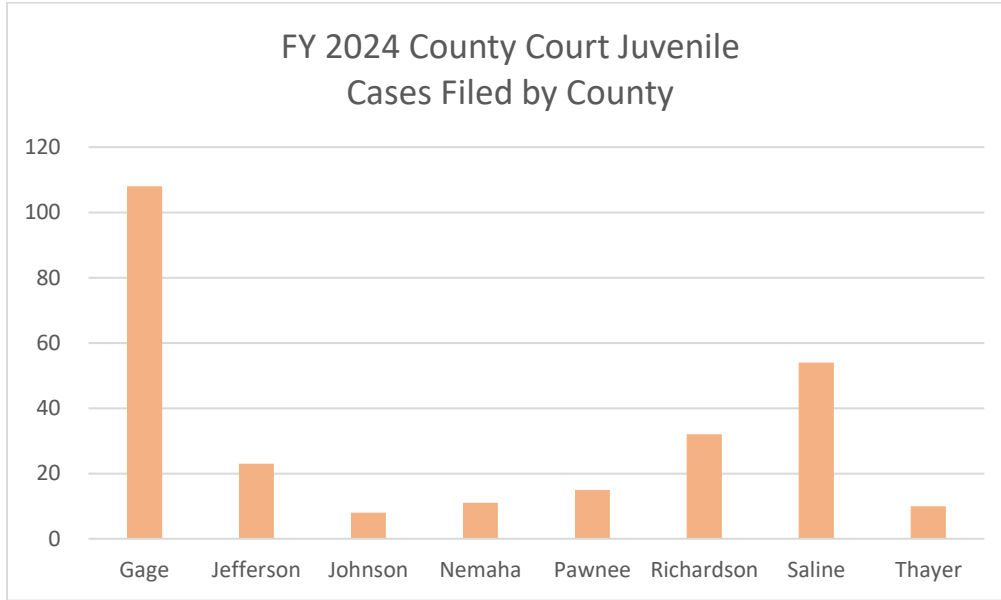
Fiscal Year 2024 Court Cases Filed by Category and County

NOTE: Due to Judge Smith being assigned to Problem Solving Court cases in Fillmore & Otoe County (District Court) these cases are added to District 1 County Court.

	Protection Orders	Felony	Felony 4	Misd.	Adult PSC	Traffic	Civil	Probate	Guardianship / Conservatorship	Small Claims	Adoption	Domestic Relations	Total Cases
Gage	45	103	0	528	1	868	1,201	99	20	22	10	0	2,897
Jefferson	38	77	0	163		254	336	31	4	9	4	0	916
Johnson	4	59	0	106	2	171	230	27	5	4	3	0	611
Nemaha	10	56	0	166	8	229	266	34	3	15	2	0	789
Pawnee	2	15	0	39		132	95	14	8	6		0	311
Richardson	34	201	0	525	6	1,204	287	63	7	7	1	0	2,335
Saline	20	87	0	482		835	532	46	28	9	8	0	2,047
Thayer	2	32	0	229		1,218	218	32	9	7	4	0	1,751
Fillmore (District Court)	0	0	0	0	1	0	0	0	0	0	0	0	1
Otoe (District court)	0	0	0	0	3	0	0	0	0	0	0	0	3
Total	155	630	0	2,238	21	4,911	3,165	346	84	79	32	0	11,661

Annual Fiscal Year Caseload Report

1st Judicial District – County Court Juvenile Cases Filed



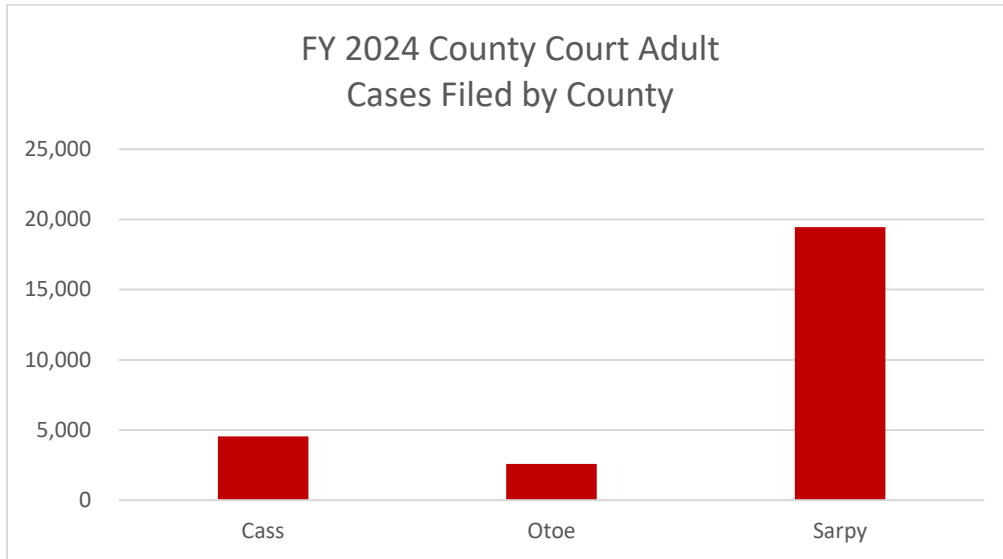
Year	# Cases
FY 2021	349
FY 2022	294
FY 2023	348
FY 2024	261
FY 2025	
FY 2026	
FY 2027	
FY 2028	
FY 2029	
FY 2030	

Fiscal Year 2024 Court Cases Filed by Category and County

	Juvenile: 3A	Juvenile: Delinquency	Juvenile: Status Offender 3B	Juvenile: Mentally Ill and Dangerous 3C	Juvenile: Bridge to Independence	Juvenile: Interstate Compact	Total Cases
Gage	16	63	28	0	0	1	108
Jefferson	12	7	2	0	0	2	23
Johnson	6	1	1	0	0	0	8
Nemaha	6	2	2	0	1	0	11
Pawnee	5	7	2	0	1	0	15
Richardson	3	22	3	0	0	4	32
Saline	8	41	3	0	1	1	54
Thayer	5	4	1	0	0	0	10
Total	61	147	42	0	3	8	261

Annual Fiscal Year Caseload Report

2nd Judicial District – County Court Adult Cases Filed



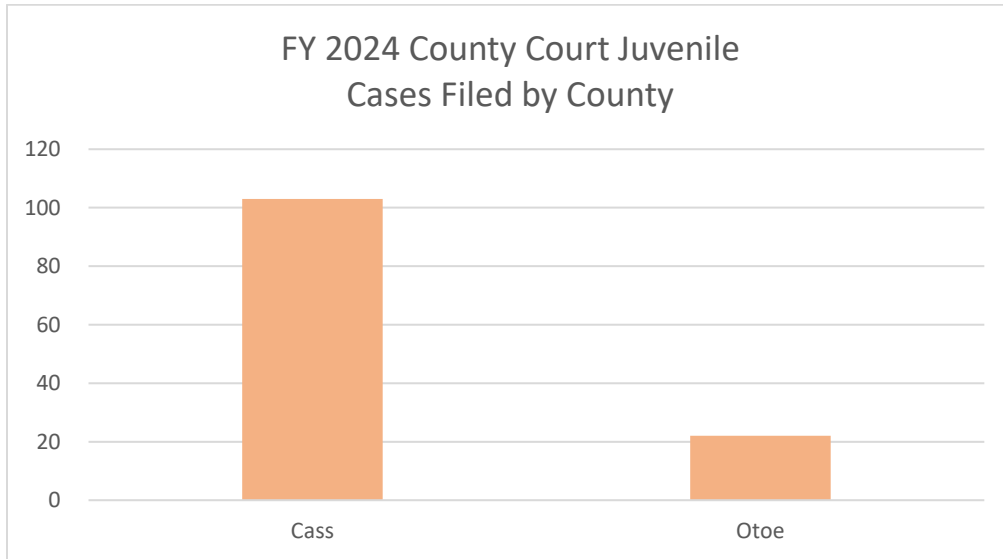
Year	# Cases
FY 2021	22,846
FY 2022	22,074
FY 2023	23,433
FY 2024	26,573
FY 2025	
FY 2026	
FY 2027	
FY 2028	
FY 2029	
FY 2030	

Fiscal Year 2024 Court Cases Filed by Category and County

	Protection Orders	Felony	Felony 4	Misd.	Adult PSC	Traffic	Civil	Probate	Guardianship / Conservatorship	Small Claims	Adoption	Domestic Relations	Total Cases
Cass	43	152	0	856	0	2,426	914	94	35	18	10	0	4,548
Otoe	22	128	0	413	0	1,363	563	53	11	13	13	0	2,579
Sarpy	311	1,084	0	4,747	0	6,006	6,576	391	140	157	34	0	19,446
Total	376	1,364	0	6,016	0	9,795	8,053	538	186	188	57	0	26,573

Annual Fiscal Year Caseload Report

2nd Judicial District – County Court Juvenile Cases Filed



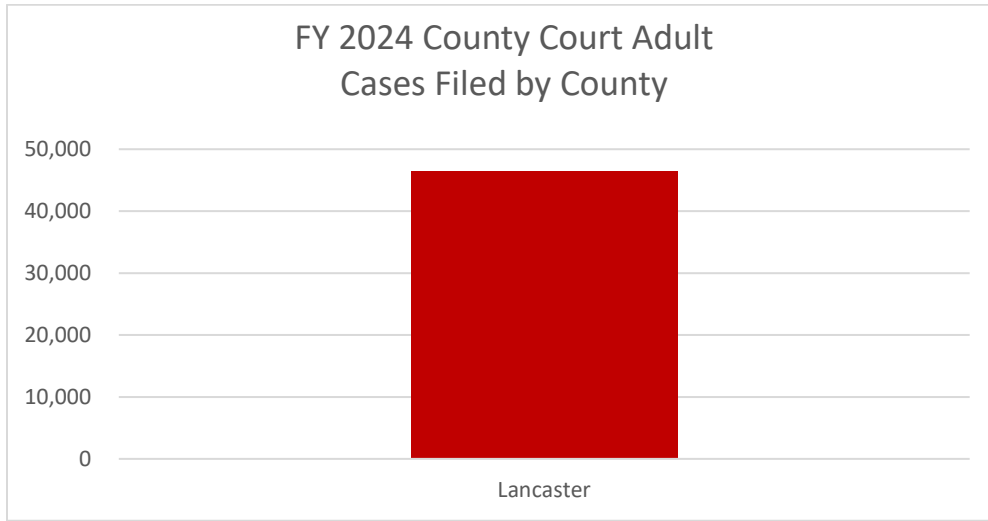
Historical Cases Filed	
Year	# Cases
FY 2021	116
FY 2022	119
FY 2023	109
FY 2024	125
FY 2025	
FY 2026	
FY 2027	
FY 2028	
FY 2029	
FY 2030	

Fiscal Year 2024 Court Cases Filed by Category and County

	Juvenile: 3A	Juvenile: Delinquency	Juvenile: Status Offender 3B	Juvenile: Mentally Ill and Dangerous 3C	Juvenile: Bridge to Independence	Juvenile: Interstate Compact	Total Cases
Cass	9	74	18	0	2	0	103
Otoe	5	5	12	0	0	0	22
Total	14	79	30	0	2	0	125

Annual Fiscal Year Caseload Report

3rd Judicial District – County Court Adult Cases Filed



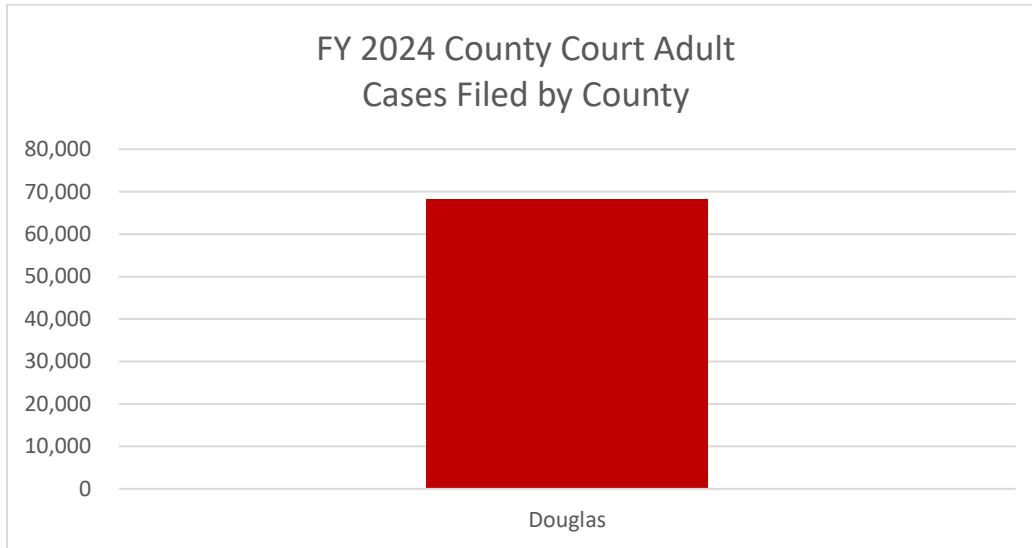
Historical Cases Filed	
Year	# Cases
FY 2021	40,329
FY 2022	35,050
FY 2023	38,450
FY 2024	46,363
FY 2025	
FY 2026	
FY 2027	
FY 2028	
FY 2029	
FY 2030	

Fiscal Year 2024 Court Cases Filed by Category and County

	Protection Orders	Felony	Felony 4	Misd.	Adult PSC	Traffic	Civil	Probate	Guardianship / Conservatorship	Small Claims	Adoption	Domestic Relations	Total Cases
Lancaster	373	2,635	0	11,972	0	14,536	15,096	904	391	376	56	1	46,363

Annual Fiscal Year Caseload Report

4th Judicial District – County Court Adult Cases Filed



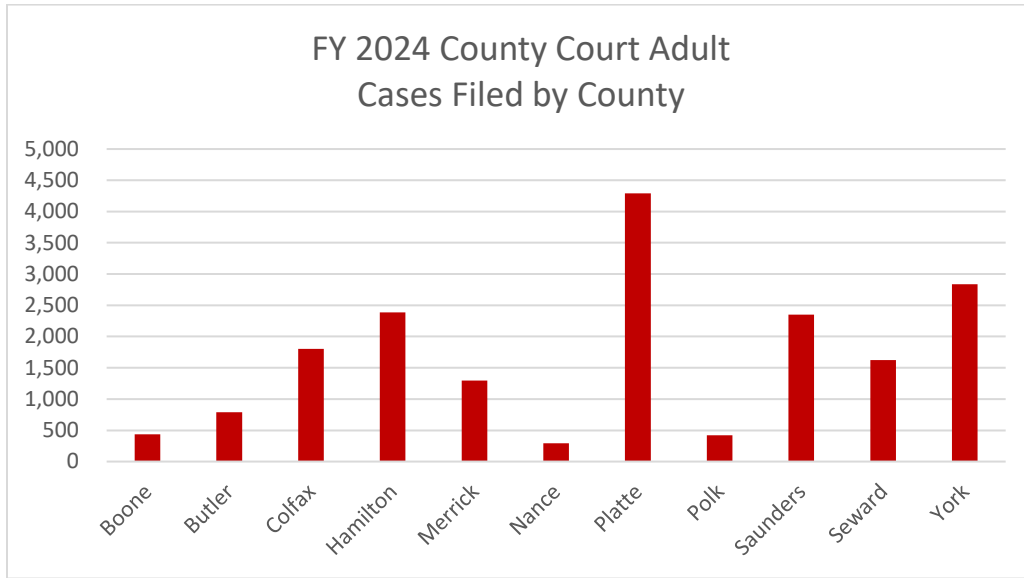
Historical Cases Filed	
Year	# Cases
FY 2021	63,245
FY 2022	58,666
FY 2023	57,936
FY 2024	68,178
FY 2025	
FY 2026	
FY 2027	
FY 2028	
FY 2029	
FY 2030	

Fiscal Year 2024 Court Cases Filed by Category and County

	Protection Orders	Felony	Felony 4	Misd.	Adult PSC	Traffic	Civil	Probate	Guardianship / Conservatorship	Small Claims	Adoption	Domestic Relations	Total Cases
Douglas	1,443	4,369	0	17,135	0	14,485	27,684	1,480	738	775	69	0	68,178

Annual Fiscal Year Caseload Report

5th Judicial District – County Court Adult Cases Filed



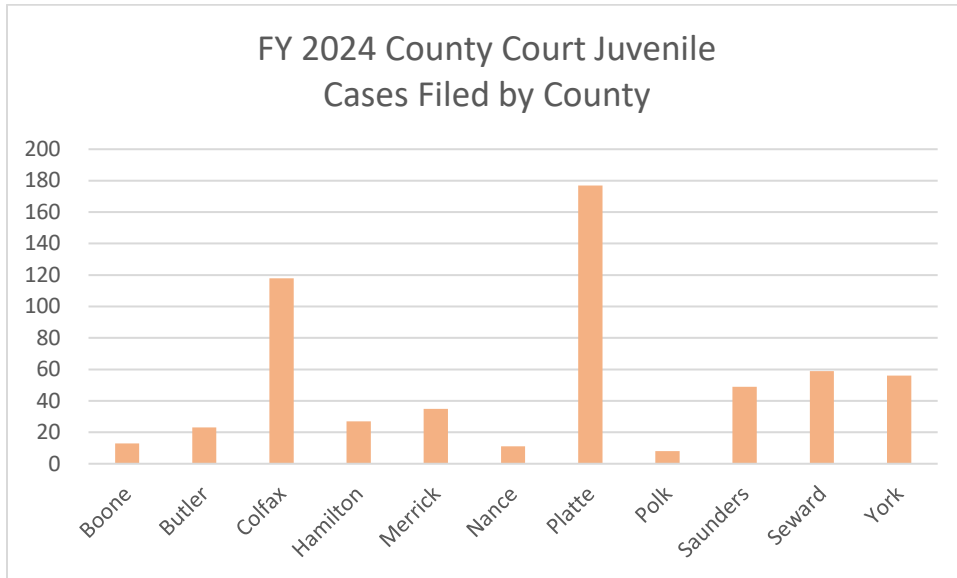
Year	# Cases
FY 2021	16,377
FY 2022	15,981
FY 2023	17,178
FY 2024	18,530
FY 2025	
FY 2026	
FY 2027	
FY 2028	
FY 2029	
FY 2030	

Fiscal Year 2024 Court Cases Filed by Category and County

	Protection Orders	Felony	Felony 4	Misd.	Adult PSC	Traffic	Civil	Probate	Guardianship / Conservatorship	Small Claims	Adoption	Domestic Relations	Total Cases
Boone	7	19	0	44	0	132	189	35	4	6	1	0	437
Butler	5	42	0	124	0	239	284	67	7	15	6	0	789
Colfax	11	58	0	776	0	593	297	37	25	4	1	0	1,802
Hamilton	5	82	0	318	0	1,520	386	43	20	12	2	0	2,388
Merrick	3	62	0	191	0	639	348	28	15	9		0	1,295
Nance	4	18	0	48	0	41	135	22	10	10	4	0	292
Platte	103	284	0	1,177	0	1,251	1,253	122	31	63	9	0	4,293
Polk	1	25	0	49	0	107	188	39	3	7		0	419
Saunders	4	134	0	630	0	792	666	91	16	19	1	0	2,353
Seward	20	133	0	377	0	487	495	84	12	13	4	0	1,625
York	20	197	0	526	0	1,206	761	78	18	26	5	0	2,837
Total	183	1,054	0	4,260	0	7,007	5,002	646	161	184	33	0	18,530

Annual Fiscal Year Caseload Report

5th Judicial District – County Court Juvenile Cases Filed



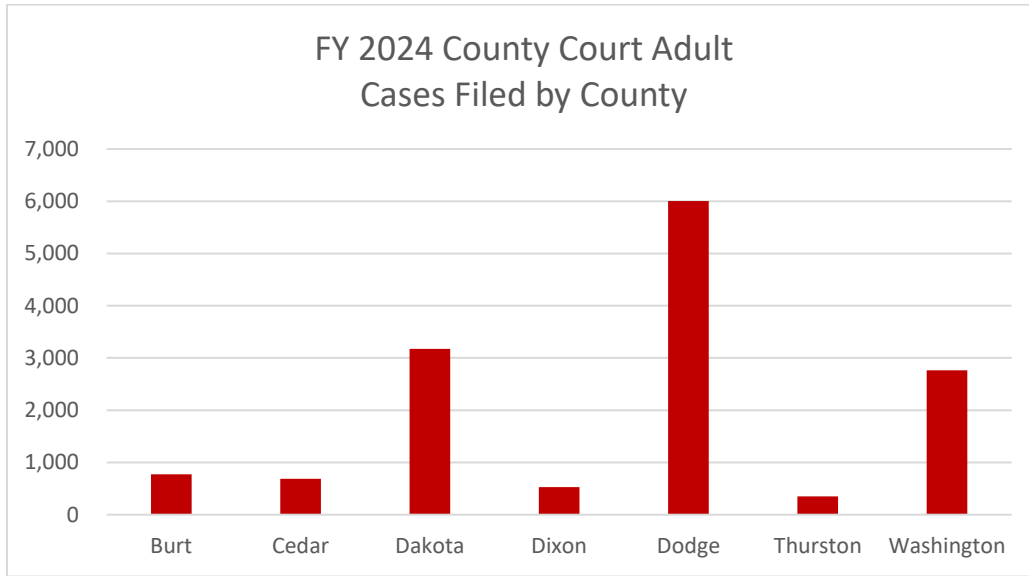
Year	# Cases
FY 2021	447
FY 2022	541
FY 2023	578
FY 2024	576
FY 2025	
FY 2026	
FY 2027	
FY 2028	
FY 2029	
FY 2030	

Fiscal Year 2024 Court Cases Filed by Category and County

	Juvenile: 3A	Juvenile: Delinquency	Juvenile: Status Offender 3B	Juvenile: Mentally Ill and Dangerous 3C	Juvenile: Bridge to Independence	Juvenile: Interstate Compact	Total Cases
Boone	1	8	3	0	1	0	13
Butler	5	17	0	0	1	0	23
Colfax	12	95	11	0	0	0	118
Hamilton	7	19	0	0	1	0	27
Merrick	5	28	1	0	1	0	35
Nance	7	3	1	0	0	0	11
Platte	37	93	45	0	0	2	177
Polk	3	4	1	0	0	0	8
Saunders	10	31	7	0	1	0	49
Seward	28	20	10	0	1	0	59
York	25	21	6	0	4	0	56
Total	140	339	85	0	10	2	576

Annual Fiscal Year Caseload Report

6th Judicial District – County Court Adult Cases Filed



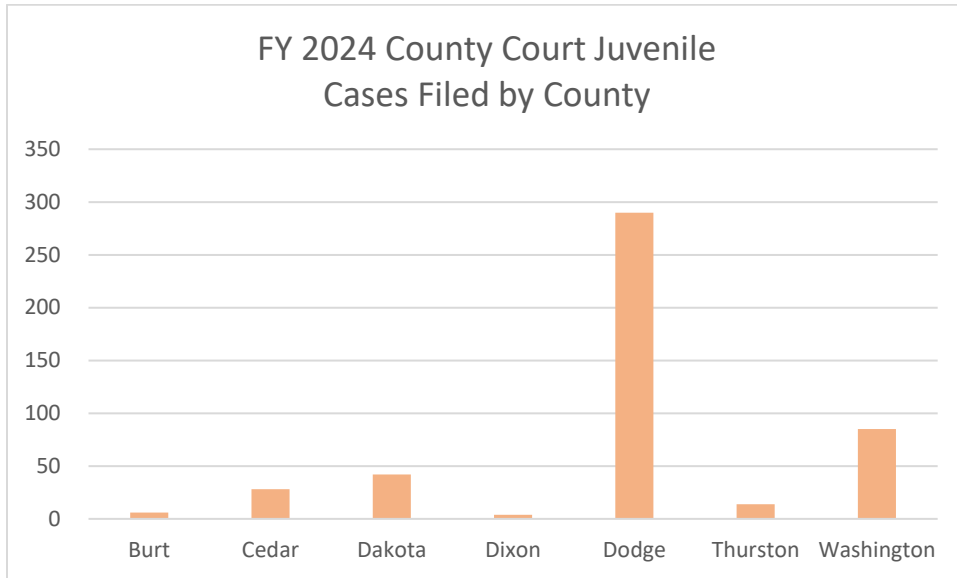
Year	# Cases
FY 2021	12,569
FY 2022	12,803
FY 2023	12,673
FY 2024	14,281
FY 2025	
FY 2026	
FY 2027	
FY 2028	
FY 2029	
FY 2030	

Fiscal Year 2024 Court Cases Filed by Category and County

	Protection Orders	Felony	Felony 4	Misd.	Adult PSC	Traffic	Civil	Probate	Guardianship / Conservatorship	Small Claims	Adoption	Domestic Relations	Total Cases
Burt	7	40	0	146	0	238	297	28	3	12	4	0	775
Cedar	4	23	0	135	0	288	195	38	2	2	3	0	690
Dakota	18	369	0	1,021	0	1,006	659	50	19	28	3	0	3,173
Dixon	0	24	0	90	0	234	135	38	4	3	1	0	529
Dodge	202	442	1	1,811	0	1,721	1,525	170	71	48	13	0	6,004
Thurston	12	17	0	47	0	61	190	15	1	2	3	0	348
Washington	29	96	0	585	0	1,275	670	65	13	21	8	0	2,762
Total	272	1,011	1	3,835	0	4,823	3,671	404	113	116	35	0	14,281

Annual Fiscal Year Caseload Report

6th Judicial District – County Court Juvenile Cases Filed



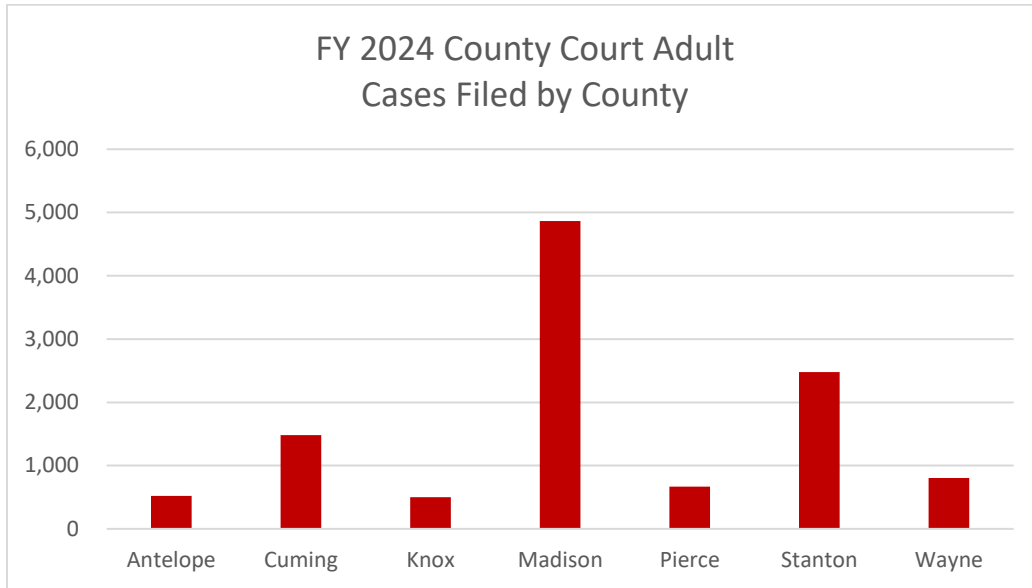
Year	# Cases
FY 2021	405
FY 2022	433
FY 2023	527
FY 2024	469
FY 2025	
FY 2026	
FY 2027	
FY 2028	
FY 2029	
FY 2030	

Fiscal Year 2024 Court Cases Filed by Category and County

	Juvenile: 3A	Juvenile: Delinquency	Juvenile: Status Offender 3B	Juvenile: Mentally Ill and Dangerous 3C	Juvenile: Bridge to Independence	Juvenile: Interstate Compact	Total Cases
Burt	3	2	1	0	0	0	6
Cedar	5	16	6	0	1	0	28
Dakota	3	31	3	0	1	4	42
Dixon	4	0	0	0	0	0	4
Dodge	68	167	46	2	1	6	290
Thurston	0	9	0	0	5	0	14
Washington	22	51	6	0	0	6	85
Total	105	276	62	2	8	16	469

Annual Fiscal Year Caseload Report

7th Judicial District – County Court Adult Cases Filed



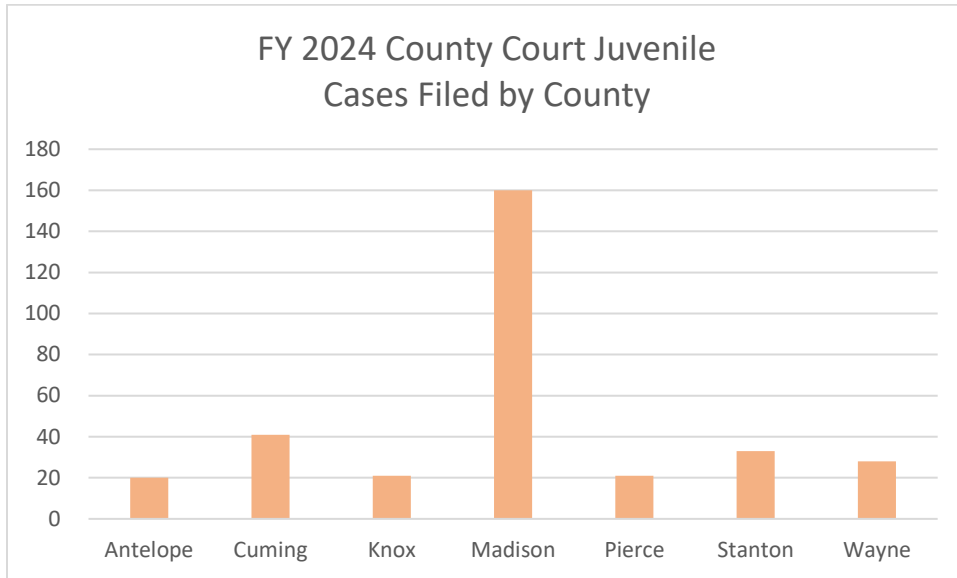
Year	# Cases
FY 2021	11,925
FY 2022	11,023
FY 2023	10,180
FY 2024	11,323
FY 2025	
FY 2026	
FY 2027	
FY 2028	
FY 2029	
FY 2030	

Fiscal Year 2024 Court Cases Filed by Category and County

	Protection Orders	Felony	Felony 4	Misd.	Adult PSC	Traffic	Civil	Probate	Guardianship / Conservatorship	Small Claims	Adoption	Domestic Relations	Total Cases
Antelope	10	27	0	87	0	196	151	32	4	11	3	0	521
Cuming	9	46	0	182	0	918	264	48	9	4	2	0	1,482
Knox	7	11	0	92	0	162	157	39	10	20	5	0	503
Madison	30	304	0	1,304	0	1,926	1,079	124	36	46	16	0	4,865
Pierce	2	27	0	116	0	331	159	24	4	5	1	0	669
Stanton	0	23	0	274	0	2,016	121	29	6	6	4	0	2,479
Wayne	8	38	0	212	0	314	174	34	6	15	3	0	804
Total	66	476	0	2,267	0	5,863	2,105	330	75	107	34	0	11,323

Annual Fiscal Year Caseload Report

7th Judicial District – County Court Juvenile Cases Filed



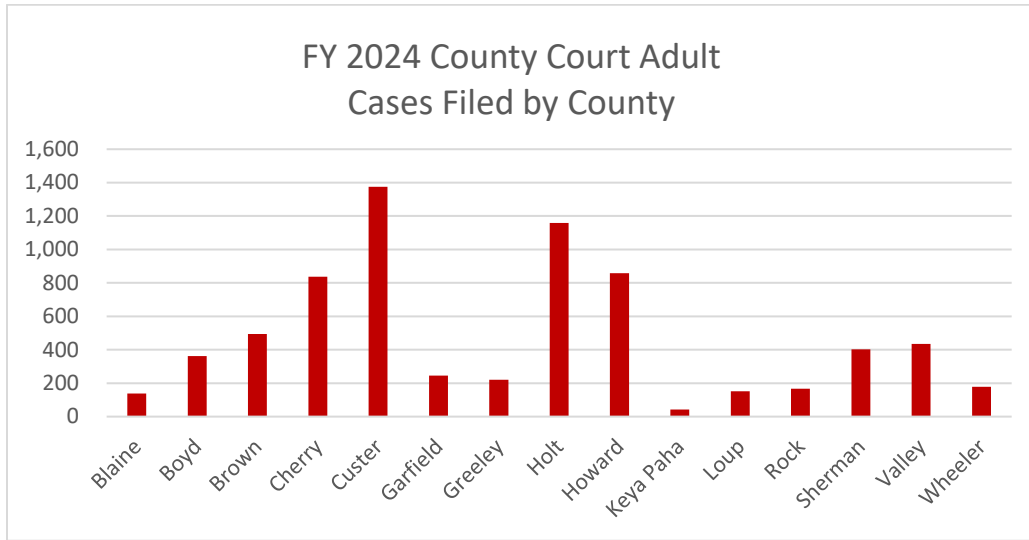
Year	# Cases
FY 2021	422
FY 2022	428
FY 2023	377
FY 2024	324
FY 2025	
FY 2026	
FY 2027	
FY 2028	
FY 2029	
FY 2030	

Fiscal Year 2024 Court Cases Filed by Category and County

	Juvenile: 3A	Juvenile: Delinquency	Juvenile: Status Offender 3B	Juvenile: Mentally Ill and Dangerous 3C	Juvenile: Bridge to Independence	Juvenile: Interstate Compact	Total Cases
Antelope	6	10	3	0	1	0	20
Cuming	9	24	6	0	0	2	41
Knox	8	8	3	0	2	0	21
Madison	35	105	11	1	2	6	160
Pierce	15	4	2	0	0	0	21
Stanton	1	28	3	1	0	0	33
Wayne	5	18	4	1	0	0	28
Total	79	197	32	3	5	8	324

Annual Fiscal Year Caseload Report

8th Judicial District – County Court Adult Cases Filed



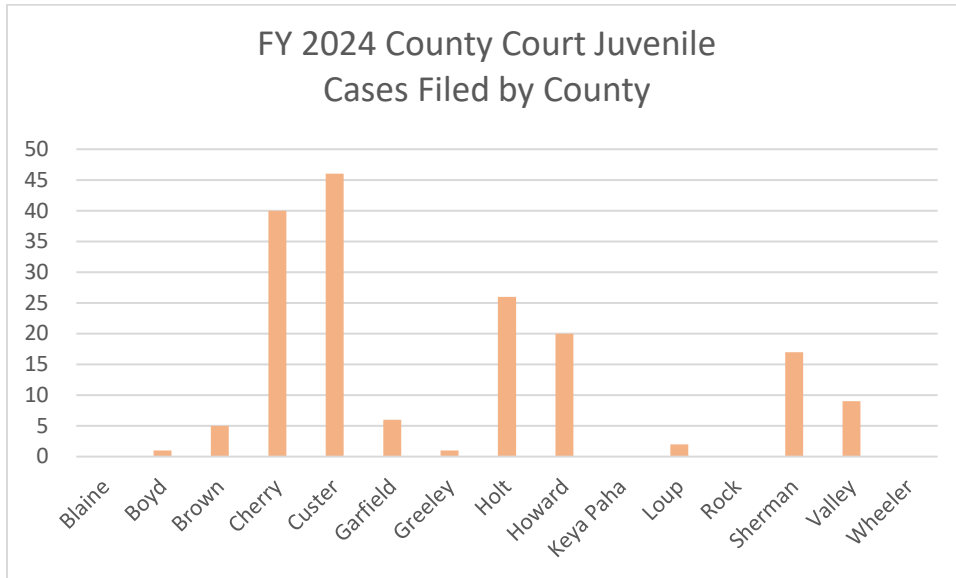
Year	# Cases
FY 2021	7,100
FY 2022	6,654
FY 2023	6,279
FY 2024	7,069
FY 2025	
FY 2026	
FY 2027	
FY 2028	
FY 2029	
FY 2030	

Fiscal Year 2024 Court Cases Filed by Category and County

	Protection Orders	Felony	Felony 4	Misd.	Adult PSC	Traffic	Civil	Probate	Guardianship / Conservatorship	Small Claims	Adoption	Domestic Relations	Total Cases
Blaine	0	1	0	6	0	115	11	5	0	0	0	0	138
Boyd	1	8	0	19	0	265	49	8	1	10	1	0	362
Brown	5	25	0	76	0	246	107	24	2	10	0	0	495
Cherry	10	39	0	212	0	391	152	22	8	2	1	0	837
Custer	10	40	0	207	0	627	402	63	7	17	3	0	1,376
Garfield	0	7	0	76	0	105	42	10	0	5	0	0	245
Greeley	0	6	0	29	0	104	60	17	2	2	1	0	221
Holt	4	53	0	134	3	552	318	50	7	34	4	0	1,159
Howard	8	44	0	170	0	353	231	41	2	10	0	0	859
Keya Paha	0	0	0	1	0	24	10	6	0	2	0	0	43
Loup	2	1	0	63	0	70	14	2	0	0	0	0	152
Rock	0	2	0	13	0	107	35	6	1	2	0	0	166
Sherman	3	10	0	171	0	91	106	12	0	7	3	0	403
Valley	8	37	0	83	0	129	135	24	6	9	4	0	435
Wheeler	0	3	0	6	0	129	36	3	1	0	0	0	178
Total	51	276	0	1,266	3	3,308	1,708	293	37	110	17	0	7,069

Annual Fiscal Year Caseload Report

8th Judicial District – County Court Juvenile Cases Filed



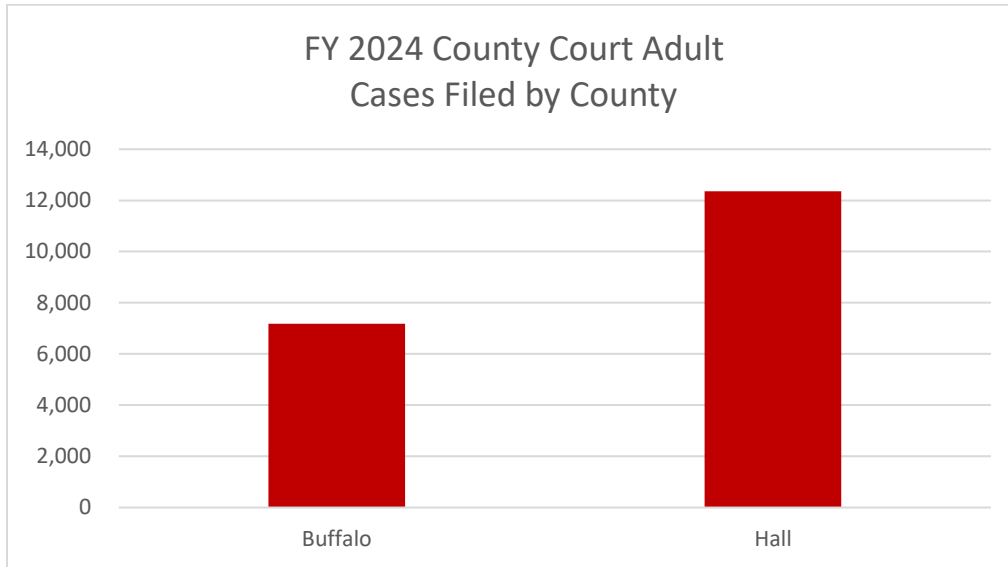
Year	# Cases
FY 2021	218
FY 2022	215
FY 2023	224
FY 2024	173
FY 2025	
FY 2026	
FY 2027	
FY 2028	
FY 2029	
FY 2030	

Fiscal Year 2024 Court Cases Filed by Category and County

	Juvenile: 3A	Juvenile: Delinquency	Juvenile: Status Offender 3B	Juvenile: Mentally Ill and Dangerous 3C	Juvenile: Bridge to Independence	Juvenile: Interstate Compact	Total Cases
Blaine	0	0	0	0	0	0	0
Boyd	0	1	0	0	0	0	1
Brown	4	1	0	0	0	0	5
Cherry	1	30	0	0	0	9	40
Custer	23	20	2	0	1	0	46
Garfield	4	0	2	0	0	0	6
Greeley	1	0	0	0	0	0	1
Holt	9	14	0	0	1	2	26
Howard	3	14	0	0	0	3	20
Keya Paha	0	0	0	0	0	0	0
Loup	0	2	0	0	0	0	2
Rock	0	0	0	0	0	0	0
Sherman	10	5	2	0	0	0	17
Valley	3	5	0	0	1	0	9
Wheeler	0	0	0	0	0	0	0
Total	58	92	6	0	3	14	173

Annual Fiscal Year Caseload Report

9th Judicial District – County Court Adult Cases Filed



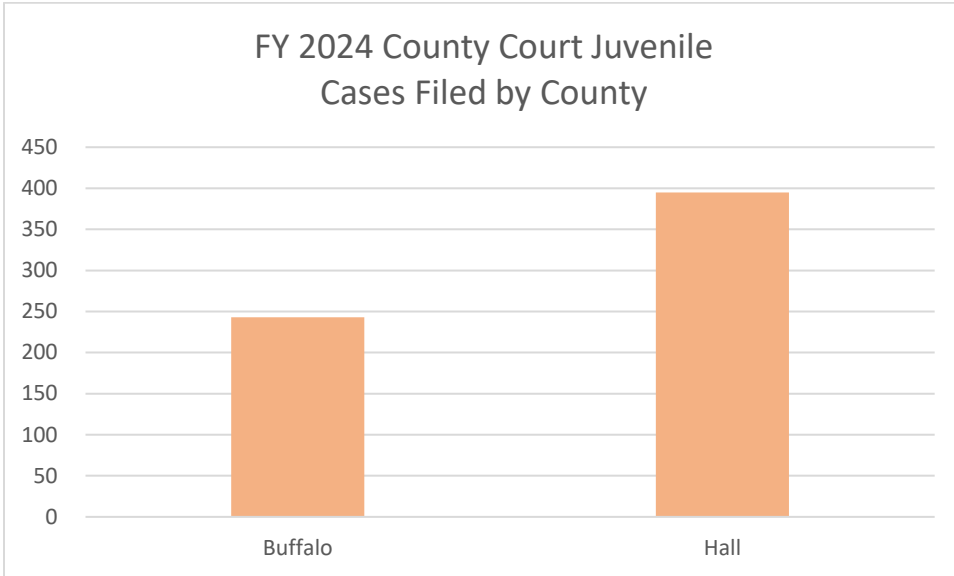
Year	# Cases
FY 2021	18,238
FY 2022	17,326
FY 2023	17,139
FY 2024	19,533
FY 2025	
FY 2026	
FY 2027	
FY 2028	
FY 2029	
FY 2030	

Fiscal Year 2024 Court Cases Filed by Category and County

	Protection Orders	Felony	Felony 4	Misd.	Adult PSC	Traffic	Civil	Probate	Guardianship / Conservatorship	Small Claims	Adoption	Domestic Relations	Total Cases
Buffalo	51	517	0	1,791	0	2,340	2,145	163	42	96	32	0	7,177
Hall	194	779	0	2,718	0	4,571	3,702	184	88	81	39	0	12,356
Total	245	1,296	0	4,509	0	6,911	5,847	347	130	177	71	0	19,533

Annual Fiscal Year Caseload Report

9th Judicial District – County Court Juvenile Cases Filed



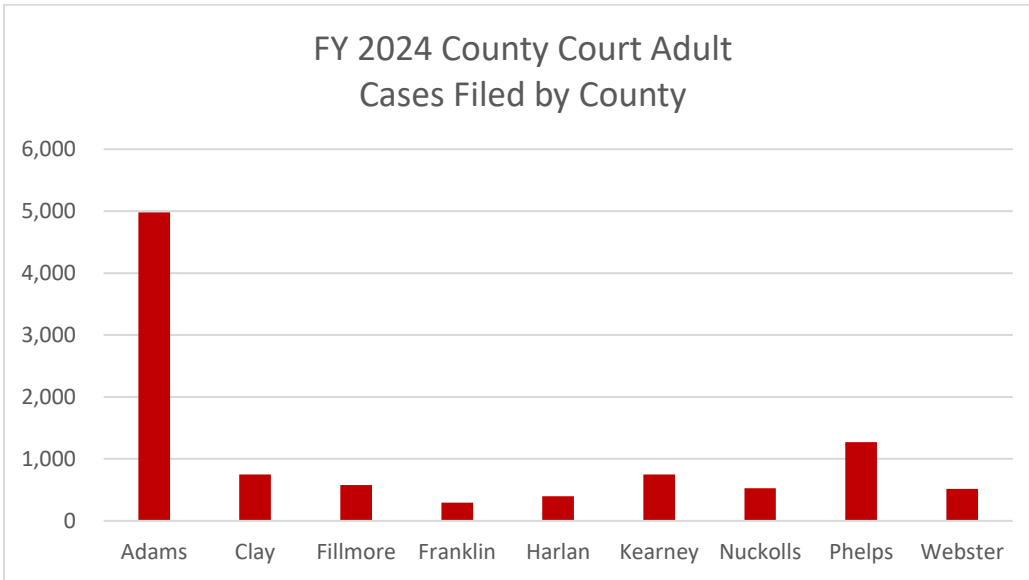
Historical Cases Filed	
Year	# Cases
FY 2021	734
FY 2022	807
FY 2023	705
FY 2024	638
FY 2025	
FY 2026	
FY 2027	
FY 2028	
FY 2029	
FY 2030	

Fiscal Year 2024 Court Cases Filed by Category and County

	Juvenile: 3A	Juvenile: Delinquency	Juvenile: Status Offender 3B	Juvenile: Mentally Ill and Dangerous 3C	Juvenile: Bridge to Independence	Juvenile: Interstate Compact	Total Cases
Buffalo	88	136	8	0	4	7	243
Hall	87	279	20	0	6	3	395
Total	175	415	28	0	10	10	638

Annual Fiscal Year Caseload Report

10th Judicial District – County Court Adult Cases Filed



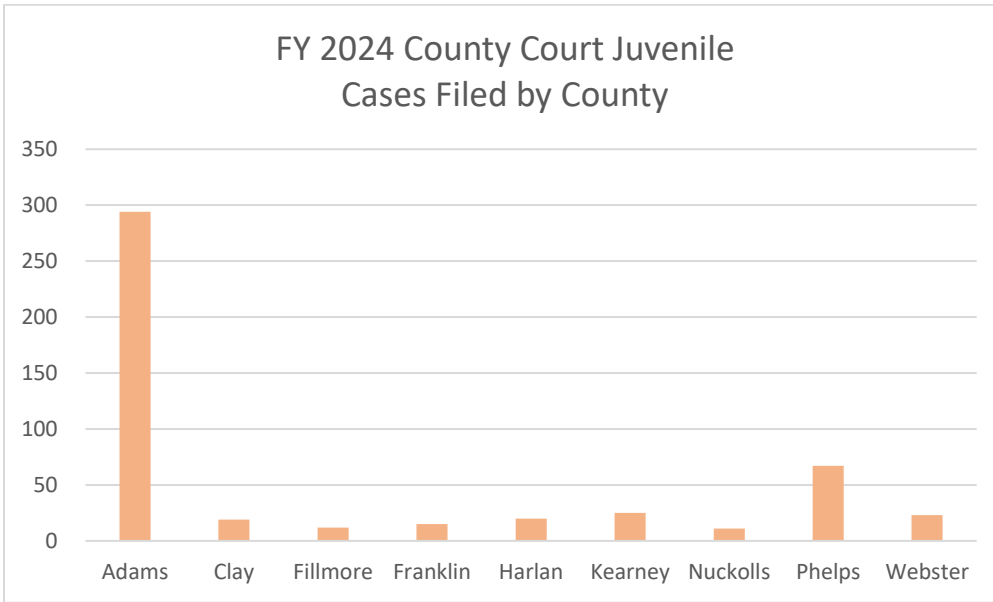
Year	# Cases
FY 2021	9,786
FY 2022	8,641
FY 2023	8,943
FY 2024	10,071
FY 2025	
FY 2026	
FY 2027	
FY 2028	
FY 2029	
FY 2030	

Fiscal Year 2024 Court Cases Filed by Category and County

	Protection Orders	Felony	Felony 4	Misd.	Adult PSC	Traffic	Civil	Probate	Guardianship / Conservatorship	Small Claims	Adoption	Domestic Relations	Total Cases
Adams	37	227	0	1,148	0	1,632	1,747	119	22	34	15	0	4,981
Clay	6	21	0	123	0	290	261	39	4	3	3	0	750
Fillmore	11	17	0	61	0	180	255	35	7	13	1	0	580
Franklin	3	12	0	28	0	96	125	21	1	8	1	0	295
Harlan	6	23	0	95	0	127	109	19	9	10	0	0	398
Kearney	10	34	0	102	0	268	285	36	7	6	0	0	748
Nuckolls	1	14	0	54	0	259	174	14	3	7	3	0	529
Phelps	6	51	0	160	0	491	498	35	13	14	4	0	1,272
Webster	1	9	0	70	0	206	191	22	5	12	2	0	518
Total	81	408	0	1,841	0	3,549	3,645	340	71	107	29	0	10,071

Annual Fiscal Year Caseload Report

10th Judicial District – County Court Juvenile Cases Filed



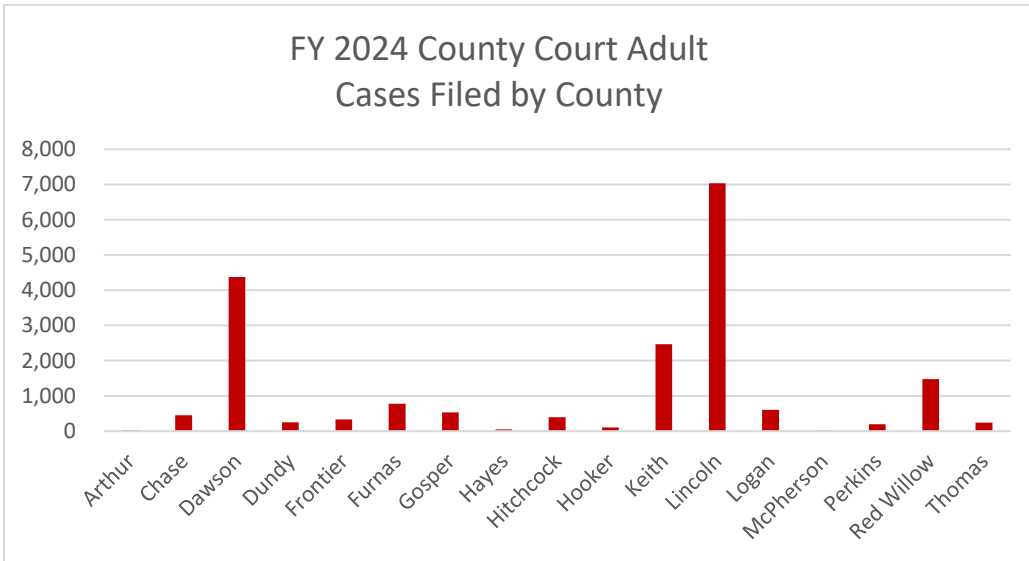
Year	# Cases
FY 2021	456
FY 2022	528
FY 2023	609
FY 2024	486
FY 2025	
FY 2026	
FY 2027	
FY 2028	
FY 2029	
FY 2030	

Fiscal Year 2024 Court Cases Filed by Category and County

	Juvenile: 3A	Juvenile: Delinquency	Juvenile: Status Offender 3B	Juvenile: Mentally Ill and Dangerous 3C	Juvenile: Bridge to Independence	Juvenile: Interstate Compact	Total Cases
Adams	22	258	4	1	6	3	294
Clay	3	13	1	0	2	0	19
Fillmore	5	5	2	0	0	0	12
Franklin	5	8	0	1	1	0	15
Harlan	3	12	2	0	3	0	20
Kearney	1	16	8	0	0	0	25
Nuckolls	2	6	2	0	1	0	11
Phelps	20	42	4	0	1	0	67
Webster	2	18	3	0	0	0	23
Total	63	378	26	2	14	3	486

Annual Fiscal Year Caseload Report

11th Judicial District – County Court Adult Cases Filed



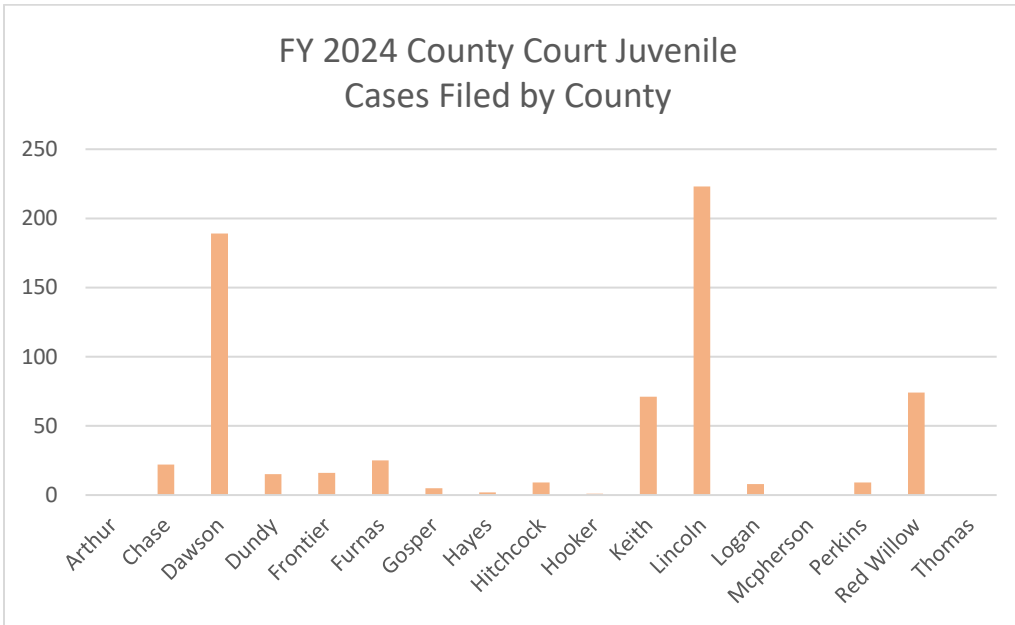
Year	# Cases
FY 2021	18,223
FY 2022	16,877
FY 2023	17,019
FY 2024	19,310
FY 2025	
FY 2026	
FY 2027	
FY 2028	
FY 2029	
FY 2030	

Fiscal Year 2024 Court Cases Filed by Category and County

	Protection Orders	Felony	Felony 4	Misd.	Adult PSC	Traffic	Civil	Probate	Guardianship / Conservatorship	Small Claims	Adoption	Domestic Relations	Total Cases
Arthur	0	0	0	3	0	16	4	0	0	0	0	0	23
Chase	0	14	0	102	0	168	132	23	4	5	0	0	448
Dawson	0	269	0	1,076	0	1,362	1,481	84	30	50	18	0	4,370
Dundy	0	11	0	36	0	112	82	8	2	1	0	0	252
Frontier	0	18	0	73	0	79	139	16	1	4	2	0	332
Furnas	0	62	0	100	0	341	234	20	4	13	1	0	775
Gosper	0	8	0	103	0	319	87	10	0	2	0	0	529
Hayes	0	3	0	7	0	7	28	5	0	0	0	0	50
Hitchcock	0	11	0	99	0	147	120	12	1	5	1	0	396
Hooker	0	0	0	8	0	63	25	6	0	0	0	0	102
Keith	0	110	0	1,093	0	886	296	47	15	17	0	0	2,464
Lincoln	0	431	0	1,811	0	2,337	2,158	140	58	74	22	0	7,031
Logan	0	8	0	25	0	541	23	3	0	2	0	0	602
McPherson	0	0	0	1	0	12	3	2	2	0	0	0	20
Perkins	0	9	0	21	0	60	81	19	0	3	0	0	193
Red Willow	0	61	0	359	0	451	505	46	14	42	3	0	1,481
Thomas	0	0	0	13	0	216	10	3	0	0	0	0	242
Total	0	1,015	0	4,930	0	7,117	5,408	444	131	218	47	0	19,310

Annual Fiscal Year Caseload Report

11th Judicial District – County Court Juvenile Cases Filed



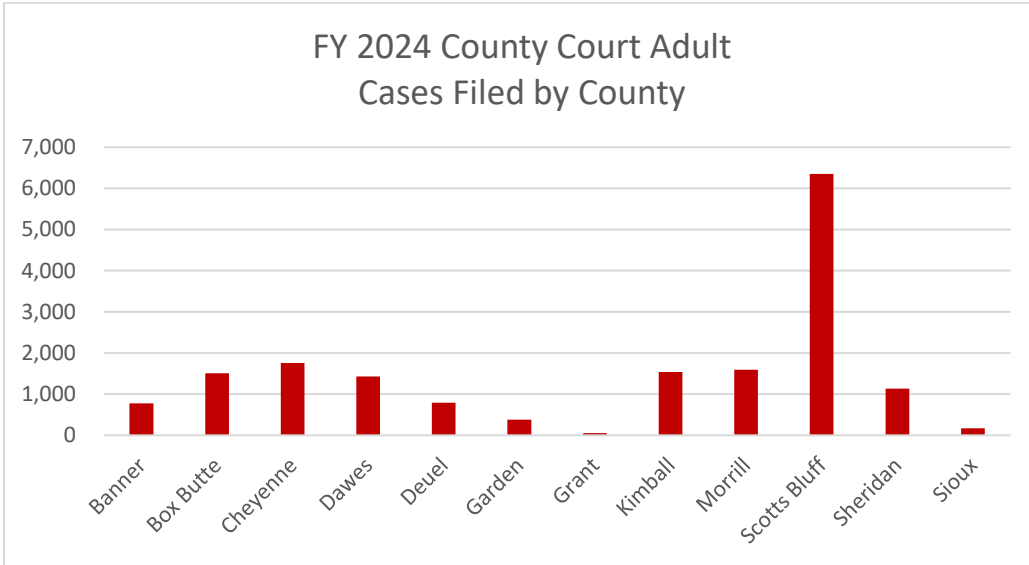
Year	# Cases
FY 2021	633
FY 2022	642
FY 2023	674
FY 2024	669
FY 2025	
FY 2026	
FY 2027	
FY 2028	
FY 2029	
FY 2030	

Fiscal Year 2024 Court Cases Filed by Category and County

	Juvenile: 3A	Juvenile: Delinquency	Juvenile: Status Offender 3B	Juvenile: Mentally Ill and Dangerous 3C	Juvenile: Bridge to Independence	Juvenile: Interstate Compact	Total Cases
Arthur	0	0	0	0	0	0	0
Chase	7	8	7	0	0	0	22
Dawson	65	99	14	0	2	9	189
Dundy	0	9	6	0	0	0	15
Frontier	6	5	3	1	1	0	16
Furnas	3	21	0	0	0	1	25
Gosper	0	5	0	0	0	0	5
Hayes	0	2	0	0	0	0	2
Hitchcock	2	7	0	0	0	0	9
Hooker	1	0	0	0	0	0	1
Keith	19	49	0	0	1	2	71
Lincoln	84	116	12	3	1	7	223
Logan	5	3	0	0	0	0	8
McPherson	0	0	0	0	0	0	0
Perkins	3	6	0	0	0	0	9
Red Willow	14	38	17	0	2	3	74
Thomas	0	0	0	0	0	0	0
Total	209	368	59	4	7	22	669

Annual Fiscal Year Caseload Report

12th Judicial District – County Court Adult Cases Filed



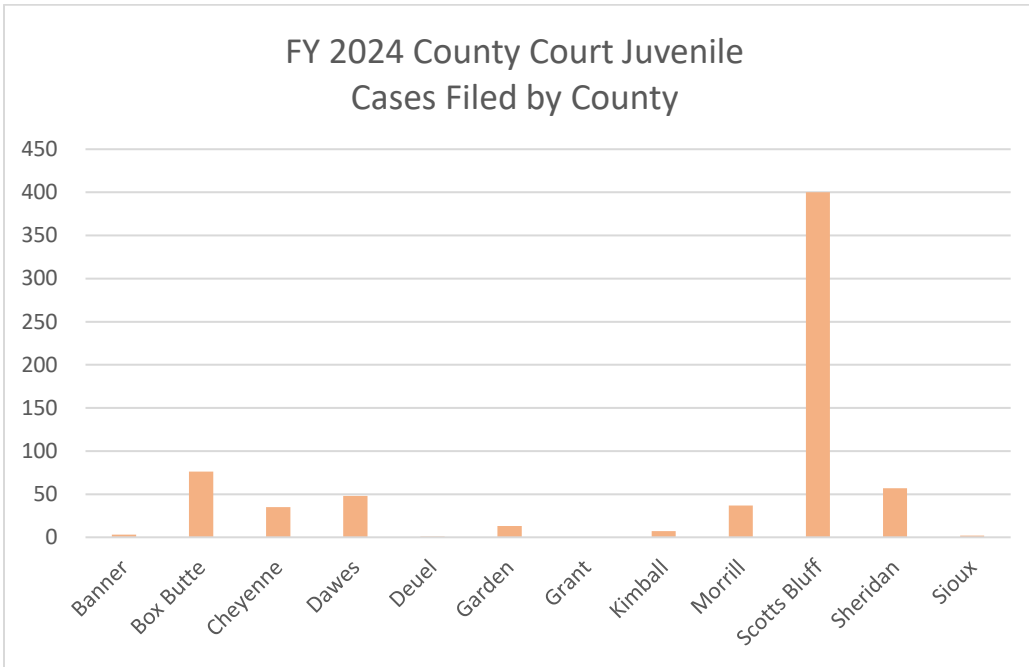
Year	# Cases
FY 2021	15,079
FY 2022	15,462
FY 2023	15,805
FY 2024	17,483
FY 2025	
FY 2026	
FY 2027	
FY 2028	
FY 2029	
FY 2030	

Fiscal Year 2024 Court Cases Filed by Category and County

	Protection Orders	Felony	Felony 4	Misd.	Adult PSC	Traffic	Civil	Probate	Guardianship / Conservatorship	Small Claims	Adoption	Domestic Relations	Total Cases
Banner	0	10	0	51	0	685	20	11	1	0	0	0	778
Box Butte	7	67	0	215	0	585	537	53	12	21	9	0	1,506
Cheyenne	1	117	0	346	0	705	488	53	9	28	5	0	1,752
Dawes	16	62	0	384	0	705	193	45	6	16	0	0	1,427
Deuel	0	37	0	108	0	555	64	17	1	7	0	0	789
Garden	0	21	0	42	0	222	68	16	3	8	0	0	380
Grant	0		0	3	0	27	23	3	0	0	0	0	56
Kimball	0	98	0	251	0	941	224	13	2	8	0	0	1,537
Morrill	6	33	1	259	0	1,052	220	14	4	5	2	0	1,596
Scotts Bluff	132	689	0	1,833	0	1,063	2,342	145	52	69	29	0	6,354
Sheridan	0	66	0	390	0	507	129	32	5	4	3	0	1,136
Sioux	0	2	0	39	0	107	12	8	1	1	2	0	172
Total	162	1,202	1	3,921	0	7,154	4,320	410	96	167	50	0	17,483

Annual Fiscal Year Caseload Report

12th Judicial District – County Court Juvenile Cases Filed



Historical Cases Filed	
Year	# Cases
FY 2021	633
FY 2022	724
FY 2023	708
FY 2024	679
FY 2025	
FY 2026	
FY 2027	
FY 2028	
FY 2029	
FY 2030	

Fiscal Year 2024 Court Cases Filed by Category and County

	Juvenile: 3A	Juvenile: Delinquency	Juvenile: Status Offender 3B	Juvenile: Mentally Ill and Dangerous 3C	Juvenile: Bridge to Independence	Juvenile: Interstate Compact	Total Cases
Banner	1	2	0	0	0	0	3
Box Butte	17	50	8	0	1	0	76
Cheyenne	12	19	2	0	0	2	35
Dawes	4	38	5	0	0	1	48
Deuel	0	0	0	0	1	0	1
Garden	11	2	0	0	0	0	13
Grant	0	0	0	0	0	0	0
Kimball	5	1	1	0	0	0	7
Morrill	8	24	2	0	0	3	37
Scotts Bluff	50	267	58	0	3	22	400
Sheridan	12	42	1	0	0	2	57
Sioux	0	2	0	0	0	0	2
Total	120	447	77	0	5	30	679



Research and Data

**Operations Division
Administrative Office of the Courts & Probation
Chief Standing Bear Justice Administration Building
521 S. 14th Street Suite 300 | Lincoln, NE 68508
T 531.739.8100 | F 402.471.2197**