

District Court

Annual Caseload Report



Fiscal Year 2024

July 1, 2023, to
June 30, 2024



Table of Contents

Introduction	3
Statewide Fiscal Year 2024 Nebraska District Court Adult Cases Filed.....	4
1 st Judicial District – District Court Adult Cases Filed.....	5
2 nd Judicial District – District Court Adult Cases Filed.....	6
3 rd Judicial District – District Court Adult Cases Filed	7
4 th Judicial District – District Court Adult Cases Filed	8
5 th Judicial District – District Court Adult Cases Filed	9
6 th Judicial District – District Court Adult Cases Filed	10
7 th Judicial District – District Court Adult Cases Filed	11
8 th Judicial District – District Court Adult Cases Filed	12
9 th Judicial District – District Court Adult Cases Filed	13
10 th Judicial District – District Court Adult Cases Filed	14
11 th Judicial District – District Court Adult Cases Filed	15
12 th Judicial District – District Court Adult Cases Filed	16

Annual Caseload Report for Nebraska District Courts

Fiscal Year 2024 – July 1, 2023, to June 30, 2024

This *Annual District Court Caseload Report* contains caseload statistics for Nebraska’s 93 District Courts, organized into 12 Judicial Districts. Statistics are compiled through extracts from the JUSTICE automated trial court case management system. Providing court statistics ensures transparency to the public and assists administration in ensuring efficient court practices.

Caseload statistics demonstrate the volume of cases in each jurisdiction and the changes that occur over time. Data are useful in determining staffing levels and for predicting the effect on caseloads due to changes in the law.

In 2019-2020, the Supreme Court and the Administrative Office of the Courts and Probation (AOC) conducted a statewide judicial time study. Under the direction and leadership of the National Center for State Courts, a new weighting methodology and standards were adopted, including a more diverse list of case types, see *Nebraska Judicial Workload Assessment Final Report* (October 2020) on the Nebraska Supreme Court website. In an effort to provide greater consistency in how the AOC reports weighted caseload and caseload data, the caseload data has been standardized between the two reports. Therefore, the 10-year history section of this caseload report should not be compared to reports prior to FY 2021 and direct comparison to archived reports is not recommended.

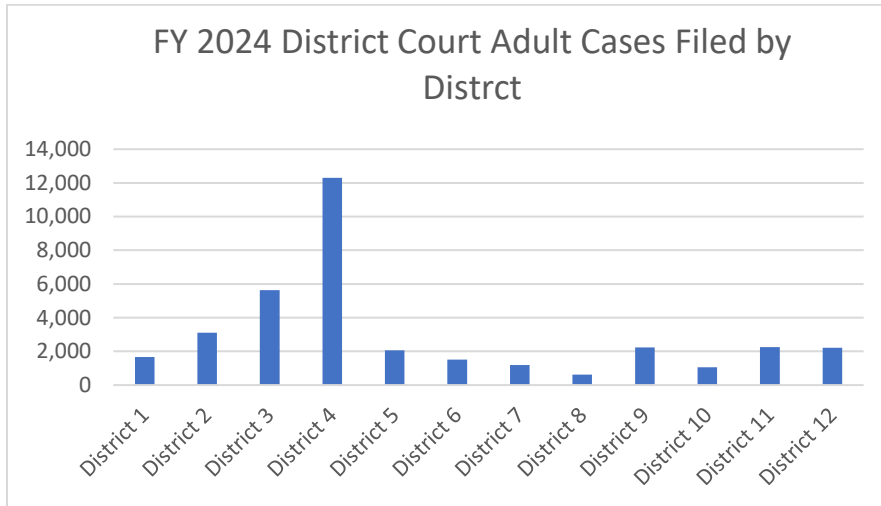
Caseload reports are available for all levels of state appellate and trial courts at <https://supremecourt.nebraska.gov/forms-publications>.



Corey R. Steel
Nebraska State Court Administrator
Nebraska Supreme Court
Administrative Office of the Courts & Probation
Rm. 1211 State Capitol | P.O. Box 98910 | Lincoln, NE 68509
T 402.471.3730 | F 402.471.2197
www.supremecourt.nebraska.gov

Annual Fiscal Year Caseload Report

Fiscal Year 2024 Nebraska District Court Adult Cases Filed



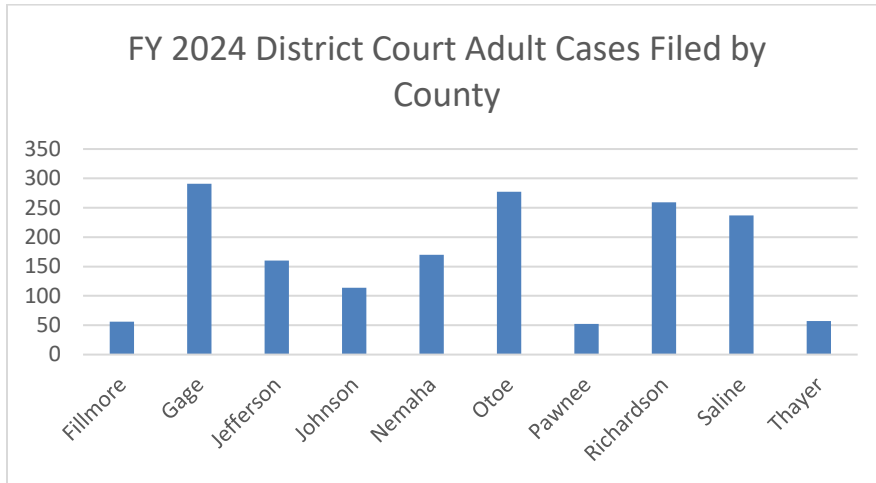
Historical Cases Filed	
Year	# Cases
FY 2021	35,803
FY 2022	34,775
FY 2023	36,253
FY 2024	35,877
FY 2025	
FY 2026	
FY 2027	
FY 2028	
FY 2029	
FY 2030	

Fiscal Year 2024 Adult Court Cases Filed by Category and District

	Protection Orders	Civil	Domestic Relations	Appellate Action	Administrative Appeals	Problem Solving Court	Felony 1	Other Criminal	Total Cases
District 1	289	364	516	10	4	12	33	445	1,673
District 2	424	533	1,183	11	1	53	58	847	3,110
District 3	1,204	901	1,692	73	81	109	156	1,416	5,632
District 4	2,344	2,094	3,760	61	14	185	491	3,355	12,304
District 5	346	333	572	25	3	43	87	655	2,064
District 6	128	226	571	1	1	29	32	526	1,514
District 7	249	167	350	4	2	23	24	379	1,198
District 8	139	153	208	0	4	2	18	98	622
District 9	324	252	678	17	1	51	104	802	2,229
District 10	256	157	307	9	8	20	36	255	1,048
District 11	631	289	595	18	1	30	84	614	2,262
District 12	493	311	479	14	5	0	98	821	2,221
Statewide	6,827	5,780	10,911	243	125	557	1,221	10,213	35,877

Annual Fiscal Year Caseload Report

1st Judicial District – District Court Adult Cases Filed



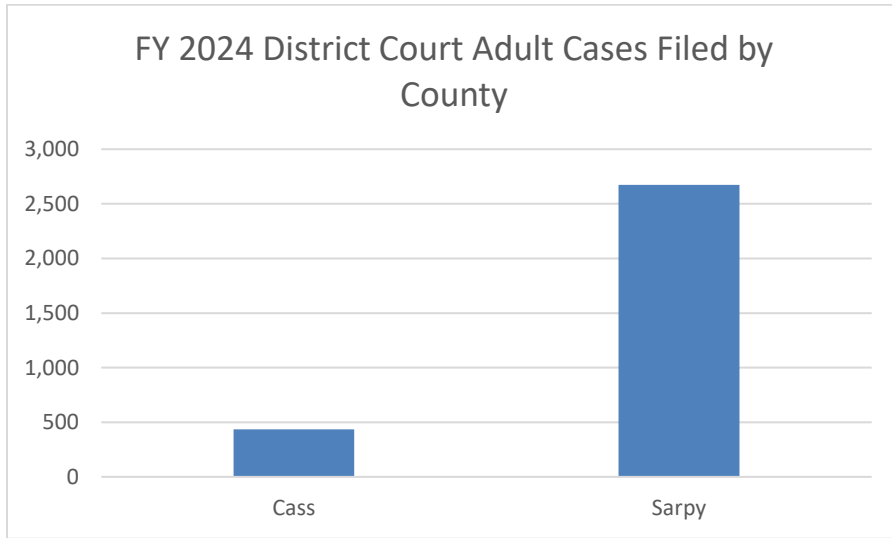
Year	# Cases
FY 2021	1,768
FY 2022	1,806
FY 2023	1,763
FY 2024	1,673
FY 2025	
FY 2026	
FY 2027	
FY 2028	
FY 2029	
FY 2030	

Fiscal Year 2024 Adult Court Cases Filed by Category and County

	Protection Orders	Civil	Domestic Relations	Appellate Action	Administrative Appeals	Problem Solving Court	Felony 1	Other Criminal	Total Cases
Fillmore	13	9	19	0	0	3	0	12	56
Gage	47	57	138	3	0	4	5	37	291
Jefferson	20	47	47	0	0	0	5	41	160
Johnson	10	31	20	0	3	2	1	47	114
Nemaha	31	47	46	0	0	0	4	42	170
Otoe	45	82	75	3	0	2	10	60	277
Pawnee	18	11	17	1	0	0	0	5	52
Richardson	47	26	42	1	1	1	5	136	259
Saline	47	46	85	1	0	0	0	58	237
Thayer	11	8	27	1	0	0	3	7	57
Total	289	364	516	10	4	12	33	445	1,673

Annual Fiscal Year Caseload Report

2nd Judicial District – District Court Adult Cases Filed



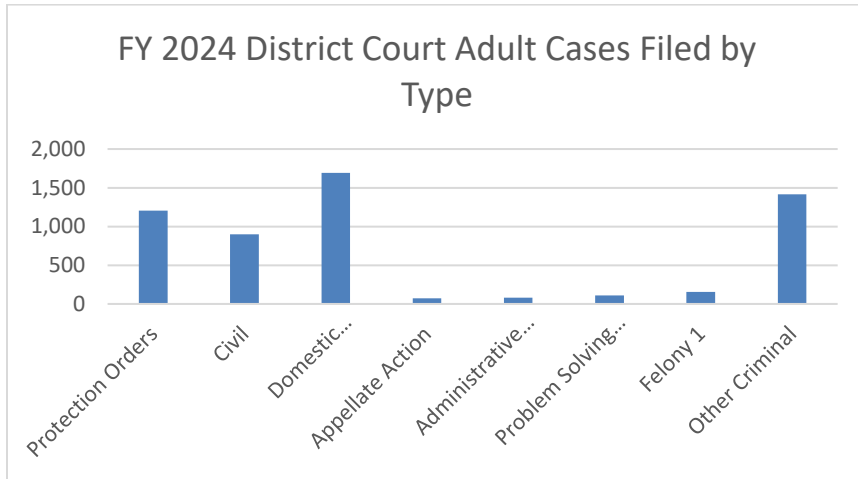
Historical Cases Filed	
Year	# Cases
FY 2021	2,847
FY 2022	2,920
FY 2023	3,110
FY 2024	3,110
FY 2025	
FY 2026	
FY 2027	
FY 2028	
FY 2029	
FY 2030	

Fiscal Year 2024 Adult Court Cases Filed by Category and County

	Protection Orders	Civil	Domestic Relations	Appellate Action	Administrative Appeals	Problem Solving Court	Felony 1	Other Criminal	Total Cases
Cass	55	109	143	0	1	14	8	106	436
Sarpy	369	424	1,040	11	0	39	50	741	2,674
Total	424	533	1,183	11	1	53	58	847	3,110

Annual Fiscal Year Caseload Report

3rd Judicial District – District Court Adult Cases Filed



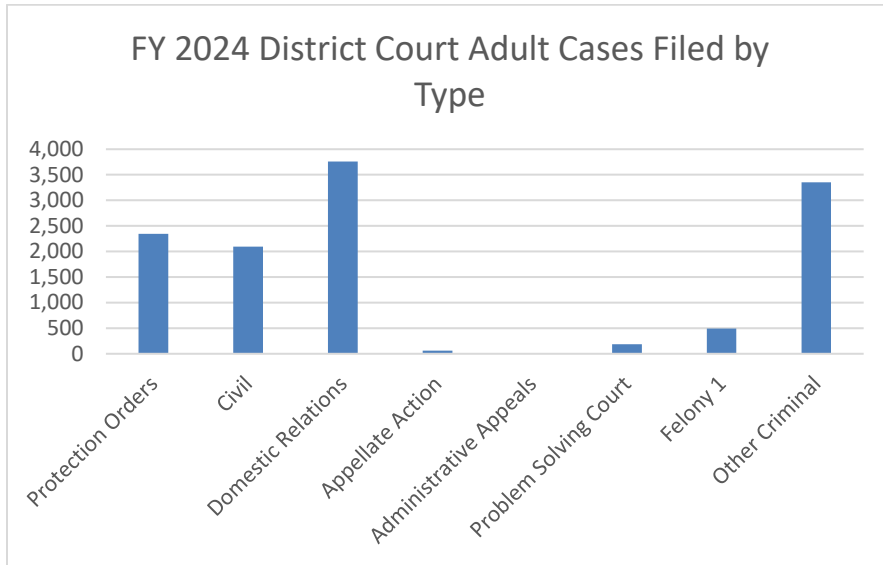
Year	# Cases
FY 2021	5,019
FY 2022	4,815
FY 2023	5,564
FY 2024	5,632
FY 2025	
FY 2026	
FY 2027	
FY 2028	
FY 2029	
FY 2030	

Fiscal Year 2024 Adult Court Cases Filed by Category and County

	Protection Orders	Civil	Domestic Relations	Appellate Action	Administrative Appeals	Problem Solving Court	Felony 1	Other Criminal	Total Cases
Lancaster	1,204	901	1,692	73	81	109	156	1,416	5,632

Annual Fiscal Year Caseload Report

4th Judicial District – District Court Adult Cases Filed



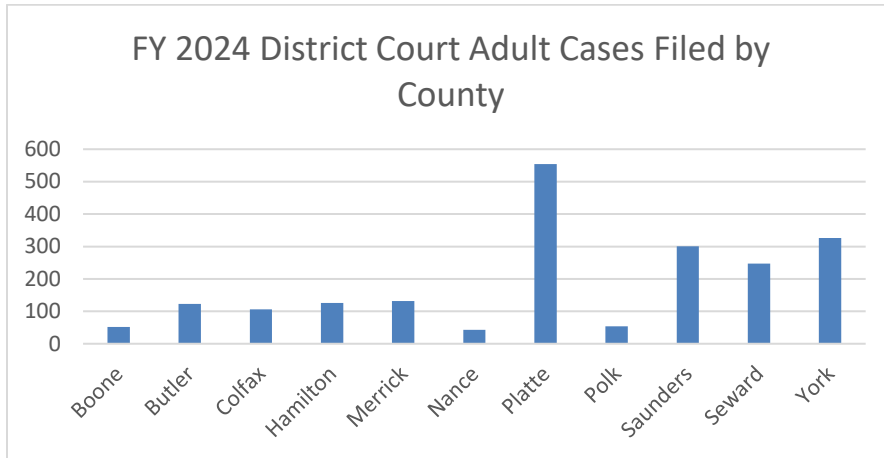
Historical Cases Filed	
Year	# Cases
FY 2021	12,352
FY 2022	11,844
FY 2023	12,398
FY 2024	12,304
FY 2025	
FY 2026	
FY 2027	
FY 2028	
FY 2029	
FY 2030	

Fiscal Year 2024 Adult Court Cases Filed by Category and County

	Protection Orders	Civil	Domestic Relations	Appellate Action	Administrative Appeals	Problem Solving Court	Felony 1	Other Criminal	Total Cases
Douglas	2,344	2,094	3,760	61	14	185	491	3,355	12,304

Annual Fiscal Year Caseload Report

5th Judicial District – District Court Adult Cases Filed



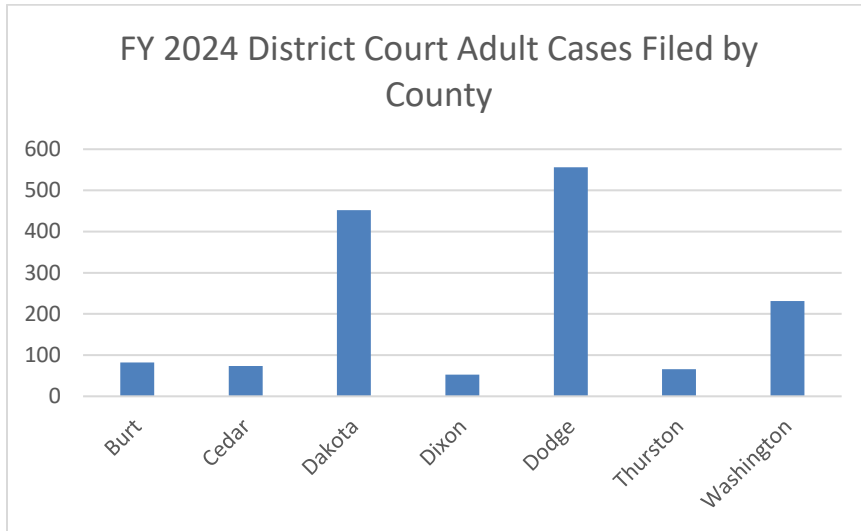
Year	# Cases
FY 2021	2,148
FY 2022	2,050
FY 2023	2,101
FY 2024	2,064
FY 2025	
FY 2026	
FY 2027	
FY 2028	
FY 2029	
FY 2030	

Fiscal Year 2024 Adult Court Cases Filed by Category and County

	Protection Orders	Civil	Domestic Relations	Appellate Action	Administrative Appeals	Problem Solving Court	Felony 1	Other Criminal	Total Cases
Boone	7	18	16	0	0	0	1	10	52
Butler	18	15	44	2	0	11	2	31	123
Colfax	19	18	27	0	0	1	6	35	106
Hamilton	15	18	37	0	1	0	11	44	126
Merrick	19	22	24	0	0	5	3	59	132
Nance	8	12	12	0	0	0	2	9	43
Platte	106	72	191	7	0	0	23	155	554
Polk	19	13	14	0	0	0	1	7	54
Saunders	50	47	80	7	1	8	9	99	301
Seward	26	51	52	9	1	2	16	90	247
York	59	47	75	0	0	16	13	116	326
Total	346	333	572	25	3	43	87	655	2,064

Annual Fiscal Year Caseload Report

6th Judicial District – District Court Adult Cases Filed



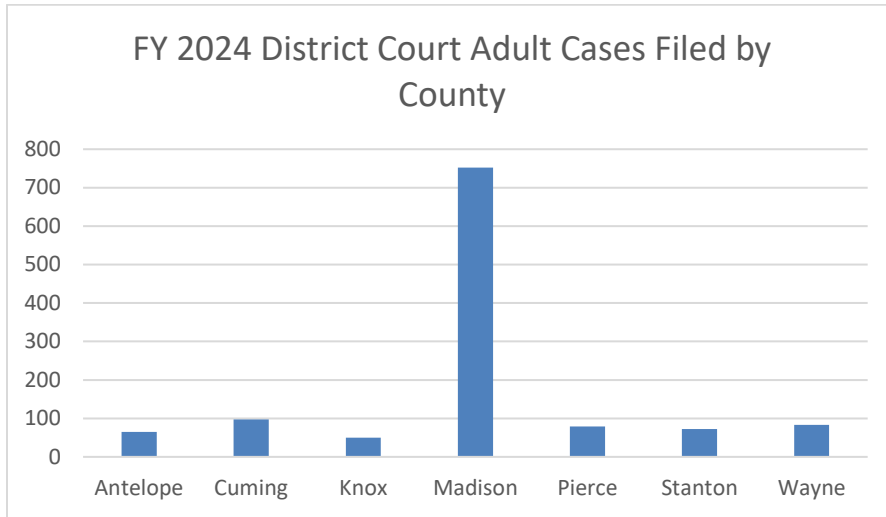
Year	# Cases
FY 2021	1,543
FY 2022	1,582
FY 2023	1,547
FY 2024	1,514
FY 2025	
FY 2026	
FY 2027	
FY 2028	
FY 2029	
FY 2030	

Fiscal Year 2024 Adult Court Cases Filed by Category and County

	Protection Orders	Civil	Domestic Relations	Appellate Action	Administrative Appeals	Problem Solving Court	Felony 1	Other Criminal	Total Cases
Burt	13	18	22	0	0	4	2	23	82
Cedar	22	17	26	0	0	0	2	7	74
Dakota	38	45	124	0	0	0	9	236	452
Dixon	10	16	14	0	0	0	2	11	53
Dodge	20	75	253	1	1	24	14	168	556
Thurston	1	14	43	0	0	0	0	8	66
Washington	24	41	89	0	0	1	3	73	231
Total	128	226	571	1	1	29	32	526	1,514

Annual Fiscal Year Caseload Report

7th Judicial District – District Court Adult Cases Filed



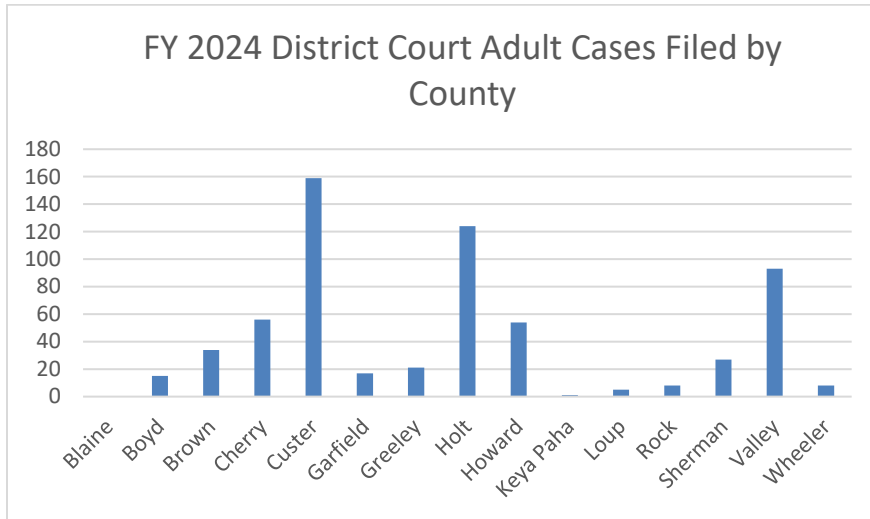
Year	# Cases
FY 2021	1,169
FY 2022	1,178
FY 2023	1,113
FY 2024	1,198
FY 2025	
FY 2026	
FY 2027	
FY 2028	
FY 2029	
FY 2030	

Fiscal Year 2024 Adult Court Cases Filed by Category and County

	Protection Orders	Civil	Domestic Relations	Appellate Action	Administrative Appeals	Problem Solving Court	Felony 1	Other Criminal	Total Cases
Antelope	7	19	27	0	0	0	1	11	65
Cuming	17	21	36	0	0	0	4	19	97
Knox	7	20	21	0	0	0	0	2	50
Madison	157	80	193	2	2	23	14	281	752
Pierce	18	12	23	0	0	0	1	25	79
Stanton	17	4	26	2	0	0	3	20	72
Wayne	26	11	24	0	0	0	1	21	83
Total	249	167	350	4	2	23	24	379	1,198

Annual Fiscal Year Caseload Report

8th Judicial District – District Court Adult Cases Filed



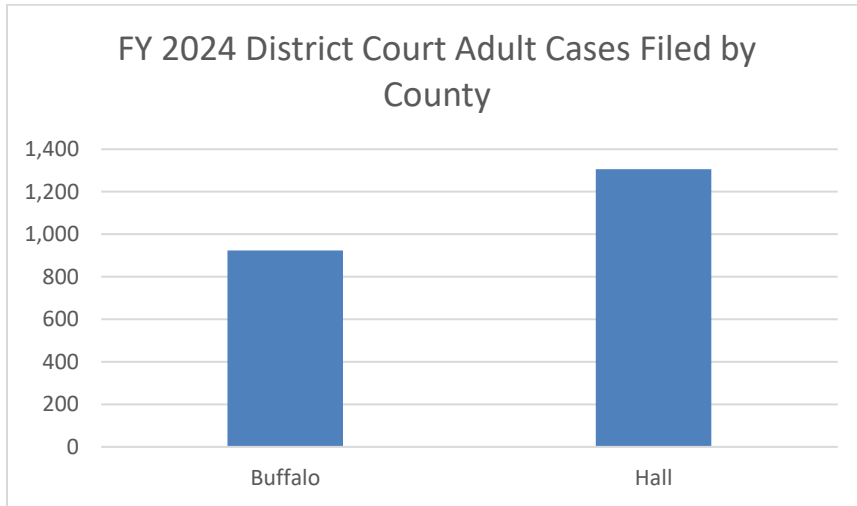
Year	# Cases
FY 2021	683
FY 2022	713
FY 2023	648
FY 2024	622
FY 2025	
FY 2026	
FY 2027	
FY 2028	
FY 2029	
FY 2030	

Fiscal Year 2024 Adult Court Cases Filed by Category and County

	Protection Orders	Civil	Domestic Relations	Appellate Action	Administrative Appeals	Problem Solving Court	Felony 1	Other Criminal	Total Cases
Blaine	0	0	0	0	0	0	0	0	0
Boyd	5	5	3	0	0	0	0	2	15
Brown	9	5	11	0	0	0	2	7	34
Cherry	7	12	18	0	1	0	2	16	56
Custer	32	40	61	0	3	2	2	19	159
Garfield	5	5	6	0	0	0	0	1	17
Greeley	12	4	4	0	0	0	0	1	21
Holt	34	26	32	0	0	0	7	25	124
Howard	11	11	25	0	0	0	1	6	54
Keya Paha	0	0	1	0	0	0	0	0	1
Loup	1	1	3	0	0	0	0	0	5
Rock	0	1	6	0	0	0	1	0	8
Sherman	4	8	12	0	0	0	0	3	27
Valley	18	34	20	0	0	0	3	18	93
Wheeler	1	1	6	0	0	0	0	0	8
Total	139	153	208	0	4	2	18	98	622

Annual Fiscal Year Caseload Report

9th Judicial District – District Court Adult Cases Filed



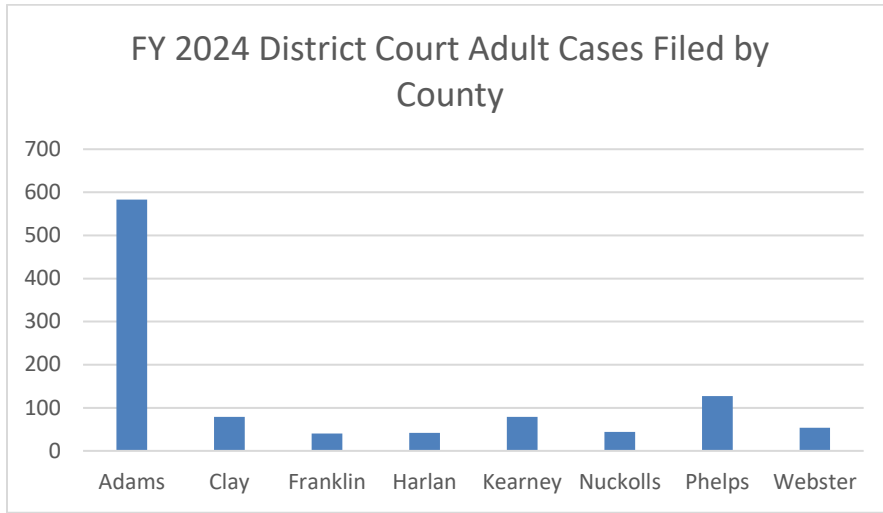
Historical Cases Filed	
Year	# Cases
FY 2021	2,540
FY 2022	2,252
FY 2023	2,328
FY 2024	2,229
FY 2025	
FY 2026	
FY 2027	
FY 2028	
FY 2029	
FY 2030	

Fiscal Year 2024 Adult Court Cases Filed by Category and County

	Protection Orders	Civil	Domestic Relations	Appellate Action	Administrative Appeals	Problem Solving Court	Felony 1	Other Criminal	Total Cases
Buffalo	133	108	231	13	1	15	43	379	923
Hall	191	144	447	4	0	36	61	423	1,306
Total	324	252	678	17	1	51	104	802	2,229

Annual Fiscal Year Caseload Report

10th Judicial District – District Court Adult Cases Filed



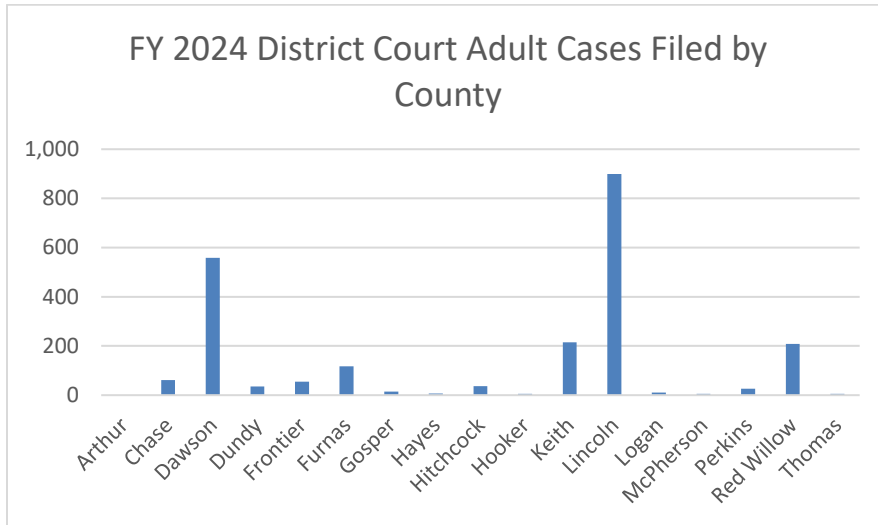
Year	# Cases
FY 2021	1,170
FY 2022	1,149
FY 2023	1,113
FY 2024	1,048
FY 2025	
FY 2026	
FY 2027	
FY 2028	
FY 2029	
FY 2030	

Fiscal Year 2024 Adult Court Cases Filed by Category and County

	Protection Orders	Civil	Domestic Relations	Appellate Action	Administrative Appeals	Problem Solving Court	Felony 1	Other Criminal	Total Cases
Adams	137	64	158	2	8	17	15	182	583
Clay	16	16	37	0	0	0	3	7	79
Franklin	15	16	4	1	0	0	2	2	40
Harlan	11	11	12	0	0	0	2	6	42
Kearney	19	10	26	0	0	1	5	18	79
Nuckolls	12	12	14	0	0	0	1	5	44
Phelps	28	17	37	6	0	2	8	29	127
Webster	18	11	19	0	0	0	0	6	54
Total	256	157	307	9	8	20	36	255	1,048

Annual Fiscal Year Caseload Report

11th Judicial District – District Court Adult Cases Filed



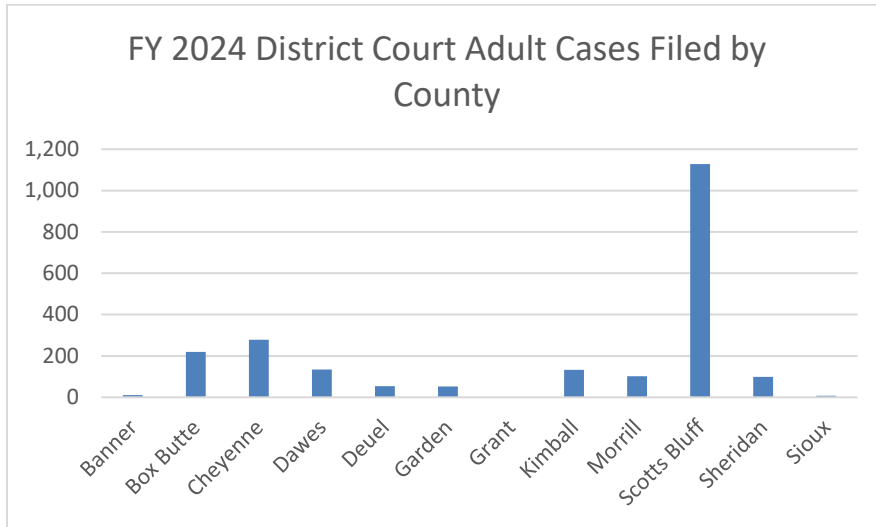
Year	# Cases
FY 2021	2,508
FY 2022	2,312
FY 2023	2,370
FY 2024	2,262
FY 2025	
FY 2026	
FY 2027	
FY 2028	
FY 2029	
FY 2030	

Fiscal Year 2024 Adult Court Cases Filed by Category and County

	Protection Orders	Civil	Domestic Relations	Appellate Action	Administrative Appeals	Problem Solving Court	Felony 1	Other Criminal	Total Cases
Arthur	0	0	0	0	0	0	0	0	0
Chase	19	11	24	0	0	0	1	7	62
Dawson	100	52	179	4	0	12	25	186	558
Dundy	7	4	14	0	0	0	1	9	35
Frontier	18	11	16	0	1	0	2	7	55
Furnas	29	18	25	0	0	0	3	42	117
Gosper	3	4	3	0	0	1	1	2	14
Hayes	1	3	1	0	0	0	0	2	7
Hitchcock	5	13	10	0	0	0	3	6	37
Hooker	0	4	2	0	0	0	0	0	6
Keith	57	21	40	1	0	0	13	83	215
Lincoln	316	79	213	12	0	17	33	229	899
Logan	2	3	4	0	0	0	0	2	11
McPherson	1	4	1	0	0	0	0	0	6
Perkins	5	11	5	0	0	0	0	5	26
Red Willow	65	50	56	1	0	0	2	34	208
Thomas	3	1	2	0	0	0	0	0	6
Total	631	289	595	18	1	30	84	614	2,262

Annual Fiscal Year Caseload Report

12th Judicial District – District Court Adult Cases Filed



Historical Cases Filed	
Year	# Cases
FY 2021	2,056
FY 2022	2,146
FY 2023	2,194
FY 2024	2,221
FY 2025	
FY 2026	
FY 2027	
FY 2028	
FY 2029	
FY 2030	

Fiscal Year 2024 Adult Court Cases Filed by Category and County

	Protection Orders	Civil	Domestic Relations	Appellate Action	Administrative Appeals	Problem Solving Court	Felony 1	Other Criminal	Total Cases
Banner	1	2	3	1	0	0	0	4	11
Box Butte	71	43	61	2	1	0	7	34	219
Cheyenne	85	34	65	1	0	0	8	86	279
Dawes	19	24	48	1	0	0	3	40	135
Deuel	8	8	7	1	0	0	4	26	54
Garden	16	8	9	0	0	0	6	14	53
Grant	0	1	1	0	0	0	0	0	2
Kimball	21	19	17	0	1	0	7	68	133
Morrill	26	28	26	0	1	0	6	15	102
Scotts Bluff	231	113	224	6	1	0	54	499	1,128
Sheridan	14	27	17	2	1	0	3	34	98
Sioux	1	4	1	0	0	0	0	1	7
Total	493	311	479	14	5	0	98	821	2,221



Research and Data

**Operations Division
Administrative Office of the Courts & Probation
Chief Standing Bear Justice Administration Building
521 S. 14th Street Suite 300 | Lincoln, NE 68508
T 531.739.8100 | F 402.471.2197**