

District Court

Annual Caseload Report



Fiscal Year 2025

July 1, 2024, to
June 30, 2025



Table of Contents

Introduction	3
Statewide Fiscal Year 2025 Nebraska District Court Adult Cases Filed.....	4
1 st Judicial District – District Court Adult Cases Filed.....	5
2 nd Judicial District – District Court Adult Cases Filed.....	6
3 rd Judicial District – District Court Adult Cases Filed	7
4 th Judicial District – District Court Adult Cases Filed	8
5 th Judicial District – District Court Adult Cases Filed	9
6 th Judicial District – District Court Adult Cases Filed	10
7 th Judicial District – District Court Adult Cases Filed	11
8 th Judicial District – District Court Adult Cases Filed	12
9 th Judicial District – District Court Adult Cases Filed	13
10 th Judicial District – District Court Adult Cases Filed	14
11 th Judicial District – District Court Adult Cases Filed	15
12 th Judicial District – District Court Adult Cases Filed	16

Annual Caseload Report for Nebraska District Courts

Fiscal Year 2025 – July 1, 2024, to June 30, 2025

This *Annual District Court Caseload Report* contains caseload statistics for Nebraska's 93 District Courts, organized into 12 Judicial Districts. Statistics are compiled through extracts from the JUSTICE automated trial court case management system. Providing court statistics ensures transparency to the public and assists administration in ensuring efficient court practices.

Caseload statistics demonstrate the volume of cases in each jurisdiction and the changes that occur over time. Data are useful in determining staffing levels and for predicting the effect on caseloads due to changes in the law.

In 2019-2020, the Supreme Court and the Administrative Office of the Courts and Probation (AOCB) conducted a statewide judicial time study. Under the direction and leadership of the National Center for State Courts, a new weighting methodology and standards were adopted, including a more diverse list of case types, see *Nebraska Judicial Workload Assessment Final Report* (October 2020) on the Nebraska Supreme Court website. In an effort to provide greater consistency in how the AOCB reports weighted caseload and caseload data, the caseload data has been standardized between the two reports. Therefore, the Historical Cases Filed sections of this caseload report should not be compared to reports prior to FY 2021 and direct comparison to archived reports is not recommended.

Caseload reports are available for all levels of state appellate and trial courts at <https://supremecourt.nebraska.gov/forms-publications>.



Corey R. Steel

Nebraska State Court Administrator

Nebraska Supreme Court

Administrative Office of the Courts & Probation

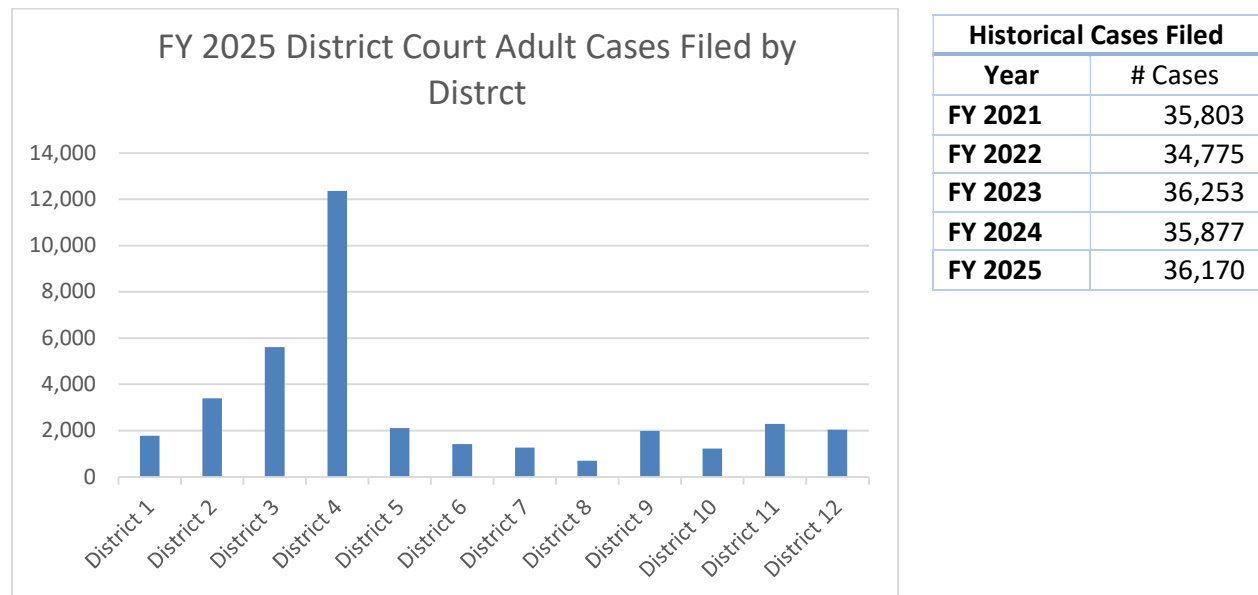
Rm. 1211 State Capitol | P.O. Box 98910 | Lincoln, NE 68509

T 402.471.3730 | F 402.471.2197

[www.supremecourt.nebraska.gov](https://supremecourt.nebraska.gov)

Annual Fiscal Year Caseload Report

Fiscal Year 2025 Nebraska District Court Adult Cases Filed

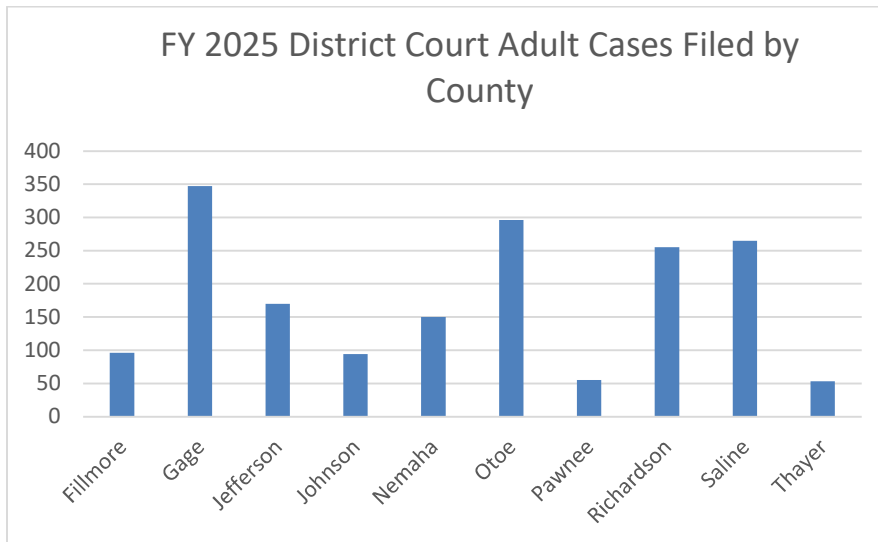


Fiscal Year 2025 Adult Court Cases Filed by Category and District

	Protection Orders	Civil	Domestic Relations	Appellate Action	Administrative Appeals	Problem Solving Court	Felony 1	Other Criminal	Total Cases
District 1	363	428	521	9	12	16	59	373	1,781
District 2	459	648	1,181	12	6	58	79	955	3,398
District 3	1,216	923	1,619	56	74	121	172	1,423	5,604
District 4	2,267	2,321	3,837	70	13	168	535	3,149	12,360
District 5	388	331	594	16	3	76	75	630	2,113
District 6	162	279	499	11	2	18	42	402	1,415
District 7	274	208	303	8	1	30	24	417	1,265
District 8	141	161	194	6	3	9	26	156	696
District 9	236	244	704	7	4	36	94	666	1,991
District 10	278	214	385	2	6	9	32	293	1,219
District 11	633	358	543	6	1	34	88	623	2,286
District 12	417	327	521	3	4	1	86	683	2,042
Statewide	6,834	6,442	10,901	206	129	576	1,312	9,770	36,170

Annual Fiscal Year Caseload Report

1st Judicial District – District Court Adult Cases Filed



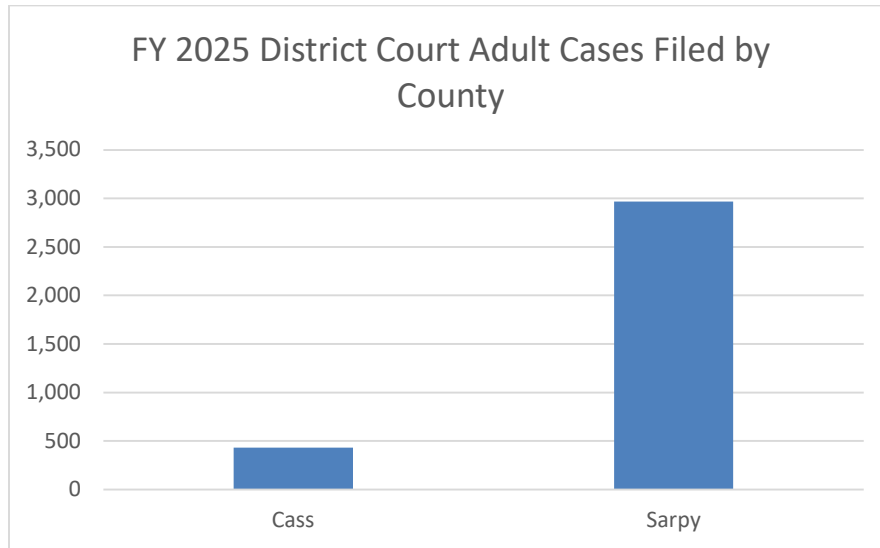
Historical Cases Filed	
Year	# Cases
FY 2021	1,768
FY 2022	1,806
FY 2023	1,763
FY 2024	1,673
FY 2025	1,781

Fiscal Year 2025 Adult Court Cases Filed by Category and County

	Protection Orders	Civil	Domestic Relations	Appellate Action	Administrative Appeals	Problem Solving Court	Felony 1	Other Criminal	Total Cases
Fillmore	26	19	30	0	0	0	3	18	96
Gage	34	76	142	4	1	10	12	68	347
Jefferson	31	46	53	0	1	2	3	34	170
Johnson	16	35	21	2	9	0	5	6	94
Nemaha	44	42	30	1	1	0	1	31	150
Otoe	68	96	71	0	0	1	18	42	296
Pawnee	9	6	16	0	0	0	1	23	55
Richardson	53	63	48	0	0	0	8	83	255
Saline	70	40	84	2	0	2	6	61	265
Thayer	12	5	26	0	0	1	2	7	53
Total	363	428	521	9	12	16	59	373	1,781

Annual Fiscal Year Caseload Report

2nd Judicial District – District Court Adult Cases Filed



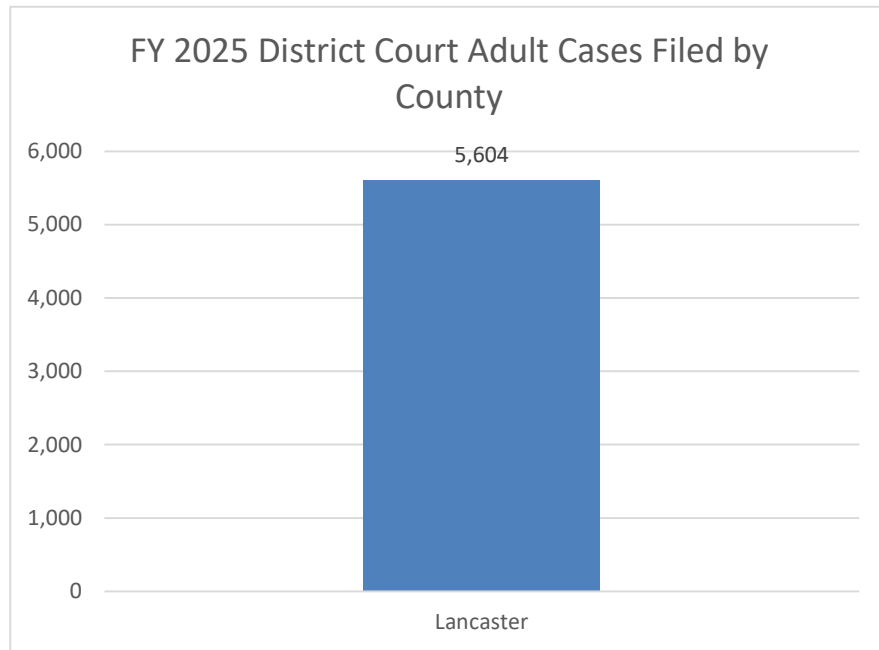
Historical Cases Filed	
Year	# Cases
FY 2021	2,847
FY 2022	2,920
FY 2023	3,110
FY 2024	3,110
FY 2025	3,398

Fiscal Year 2025 Adult Court Cases Filed by Category and County

	Protection Orders	Civil	Domestic Relations	Appellate Action	Administrative Appeals	Problem Solving Court	Felony 1	Other Criminal	Total Cases
Cass	81	114	120	0	3	10	11	91	430
Sarpy	378	534	1,061	12	3	48	68	864	2,968
Total	459	648	1,181	12	6	58	79	955	3,398

Annual Fiscal Year Caseload Report

3rd Judicial District – District Court Adult Cases Filed



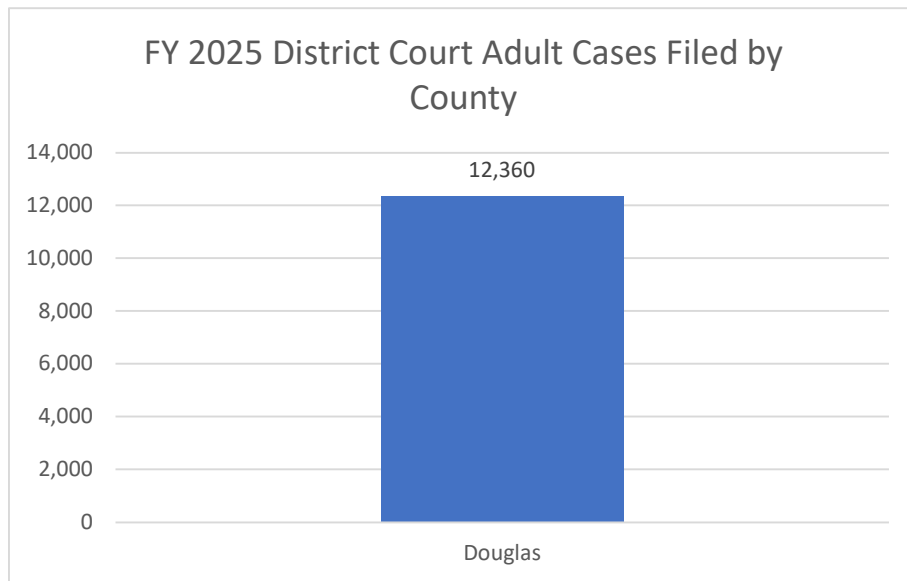
Historical Cases Filed	
Year	# Cases
FY 2021	5,019
FY 2022	4,815
FY 2023	5,564
FY 2024	5,632
FY 2025	5,604

Fiscal Year 2025 Adult Court Cases Filed by Category and County

	Protection Orders	Civil	Domestic Relations	Appellate Action	Administrative Appeals	Problem Solving Court	Felony 1	Other Criminal	Total Cases
Lancaster	1,216	923	1,619	56	74	121	172	1,423	5,604

Annual Fiscal Year Caseload Report

4th Judicial District – District Court Adult Cases Filed



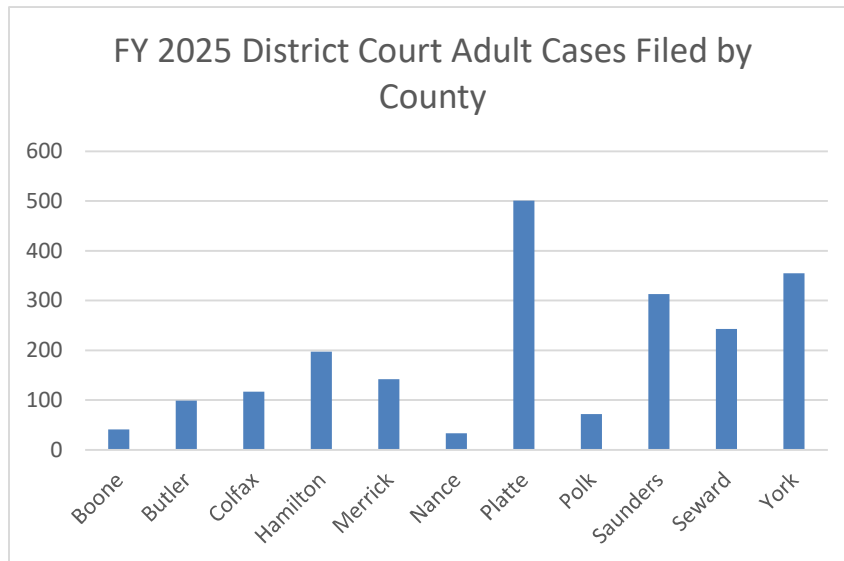
Historical Cases Filed	
Year	# Cases
FY 2021	12,352
FY 2022	11,844
FY 2023	12,398
FY 2024	12,304
FY 2025	12,360

Fiscal Year 2025 Adult Court Cases Filed by Category and County

	Protection Orders	Civil	Domestic Relations	Appellate Action	Administrative Appeals	Problem Solving Court	Felony 1	Other Criminal	Total Cases
Douglas	2,267	2,321	3,837	70	13	168	535	3,149	12,360

Annual Fiscal Year Caseload Report

5th Judicial District – District Court Adult Cases Filed



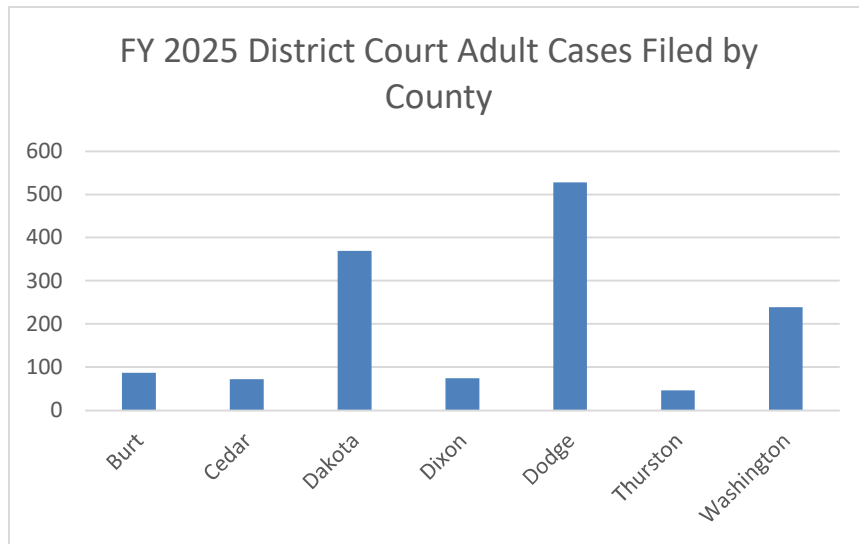
Historical Cases Filed	
Year	# Cases
FY 2021	2,148
FY 2022	2,050
FY 2023	2,101
FY 2024	2,064
FY 2025	2,113

Fiscal Year 2025 Adult Court Cases Filed by Category and County

	Protection Orders	Civil	Domestic Relations	Appellate Action	Administrative Appeals	Problem Solving Court	Felony 1	Other Criminal	Total Cases
Boone	11	11	15	0	0	0	1	3	41
Butler	13	20	30	2	0	4	2	28	99
Colfax	17	17	41	1	0	0	3	38	117
Hamilton	35	37	46	1	0	0	12	66	197
Merrick	27	27	29	0	0	6	2	51	142
Nance	2	7	12	1	0	0	1	10	33
Platte	102	60	174	3	1	29	13	119	501
Polk	27	10	25	1	0	0	3	6	72
Saunders	58	53	79	4	0	6	9	104	313
Seward	44	45	54	0	1	4	13	82	243
York	52	44	89	3	1	27	16	123	355
Total	388	331	594	16	3	76	75	630	2,113

Annual Fiscal Year Caseload Report

6th Judicial District – District Court Adult Cases Filed



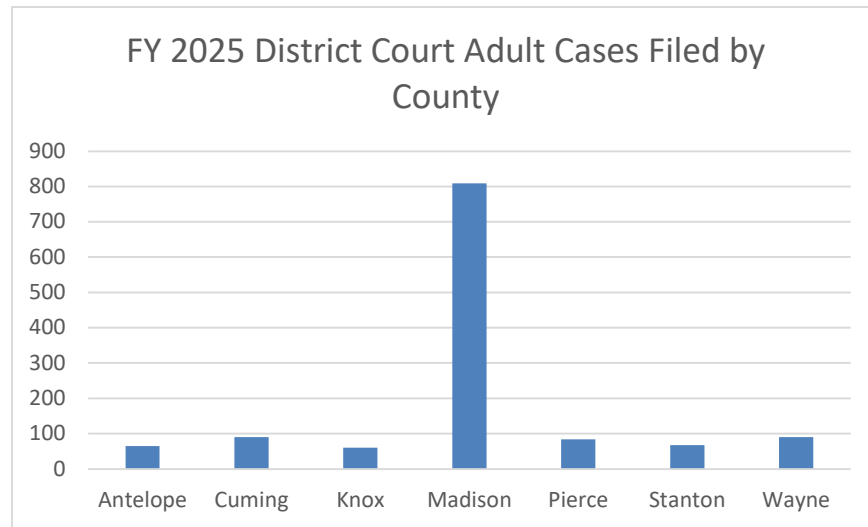
Historical Cases Filed	
Year	# Cases
FY 2021	1,543
FY 2022	1,582
FY 2023	1,547
FY 2024	1,514
FY 2025	1,415

Fiscal Year 2025 Adult Court Cases Filed by Category and County

	Protection Orders	Civil	Domestic Relations	Appellate Action	Administrative Appeals	Problem Solving Court	Felony 1	Other Criminal	Total Cases
Burt	22	20	33	2	0	0	3	7	87
Cedar	21	20	23	0	1	0	2	5	72
Dakota	52	49	93	0	0	0	11	164	369
Dixon	14	17	32	0	0	0	0	11	74
Dodge	15	107	203	7	1	18	20	157	528
Thurston	2	15	23	1	0	0	2	3	46
Washington	36	51	92	1	0	0	4	55	239
Total	162	279	499	11	2	18	42	402	1,415

Annual Fiscal Year Caseload Report

7th Judicial District – District Court Adult Cases Filed



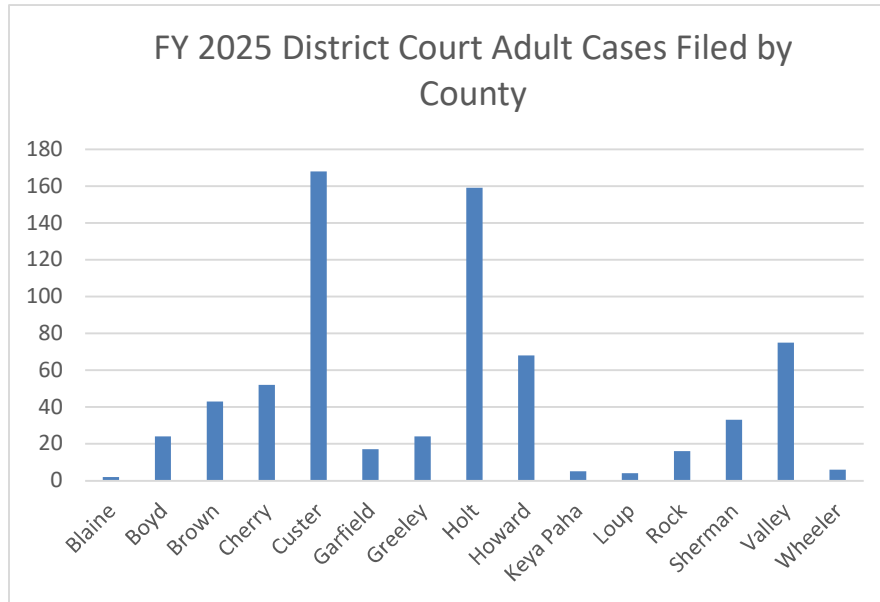
Historical Cases Filed	
Year	# Cases
FY 2021	1,169
FY 2022	1,178
FY 2023	1,113
FY 2024	1,198
FY 2025	1,265

Fiscal Year 2025 Adult Court Cases Filed by Category and County

	Protection Orders	Civil	Domestic Relations	Appellate Action	Administrative Appeals	Problem Solving Court	Felony 1	Other Criminal	Total Cases
Antelope	7	24	14	1	1	0	1	17	65
Cuming	22	22	21	1	0	1	3	20	90
Knox	2	20	27	0	0	2	1	8	60
Madison	201	92	167	1	0	21	18	309	809
Pierce	11	20	29	0	0	4	0	20	84
Stanton	16	11	13	4	0	0	1	22	67
Wayne	15	19	32	1	0	2	0	21	90
Total	274	208	303	8	1	30	24	417	1,265

Annual Fiscal Year Caseload Report

8th Judicial District – District Court Adult Cases Filed



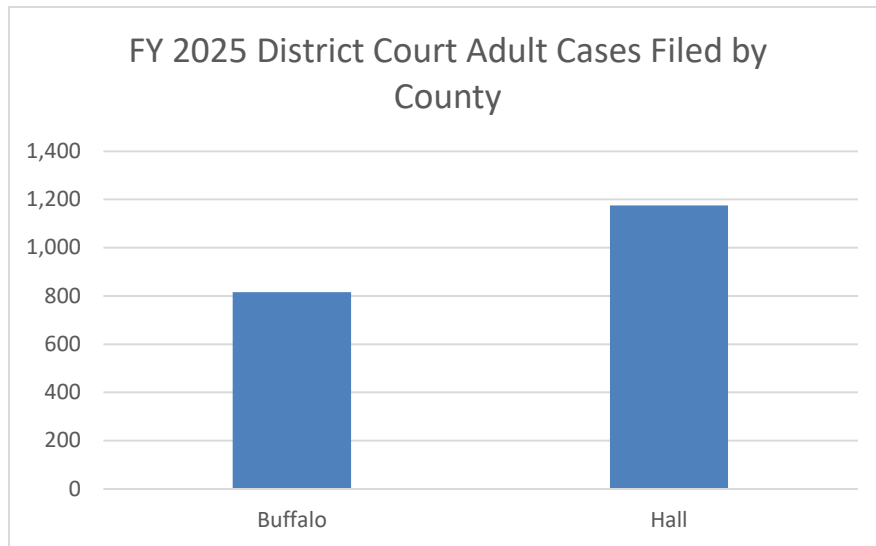
Historical Cases Filed	
Year	# Cases
FY 2021	683
FY 2022	713
FY 2023	648
FY 2024	622
FY 2025	696

Fiscal Year 2025 Adult Court Cases Filed by Category and County

	Protection Orders	Civil	Domestic Relations	Appellate Action	Administrative Appeals	Problem Solving Court	Felony 1	Other Criminal	Total Cases
Blaine	0	1	0	0	0	0	1	0	2
Boyd	2	8	5	0	0	2	1	6	24
Brown	8	7	11	1	0	0	6	10	43
Cherry	5	14	19	1	0	0	2	11	52
Custer	23	54	55	1	1	2	4	28	168
Garfield	3	2	8	0	0	0	1	3	17
Greeley	5	6	8	0	0	0	0	5	24
Holt	54	29	36	3	0	2	6	29	159
Howard	18	8	17	0	0	0	3	22	68
Keya Paha	0	1	3	0	0	0	0	1	5
Loup	0	1	2	0	0	0	0	1	4
Rock	4	3	7	0	2	0	0	0	16
Sherman	10	5	7	0	0	0	2	9	33
Valley	9	20	13	0	0	3	0	30	75
Wheeler	0	2	3	0	0	0	0	1	6
Total	141	161	194	6	3	9	26	156	696

Annual Fiscal Year Caseload Report

9th Judicial District – District Court Adult Cases Filed



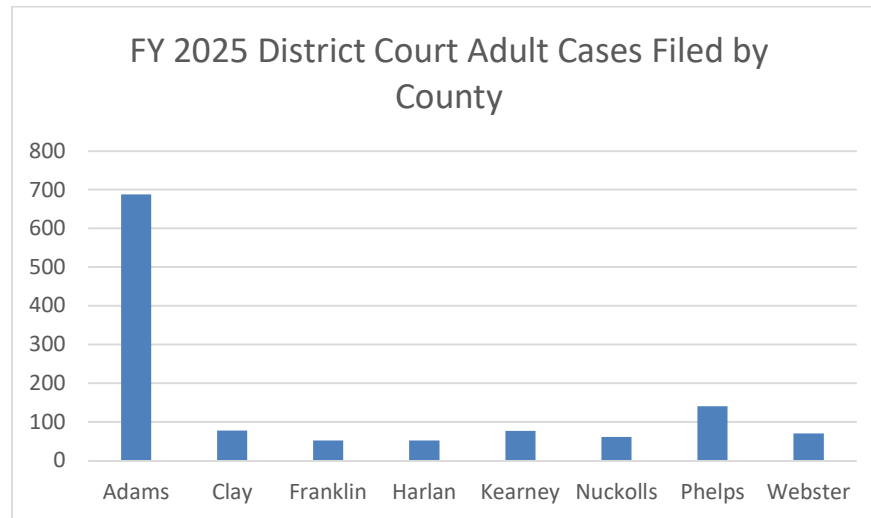
Historical Cases Filed	
Year	# Cases
FY 2021	2,540
FY 2022	2,252
FY 2023	2,328
FY 2024	2,229
FY 2025	1,991

Fiscal Year 2025 Adult Court Cases Filed by Category and County

	Protection Orders	Civil	Domestic Relations	Appellate Action	Administrative Appeals	Problem Solving Court	Felony 1	Other Criminal	Total Cases
Buffalo	82	99	255	5	1	17	25	332	816
Hall	154	145	449	2	3	19	69	334	1,175
Total	236	244	704	7	4	36	94	666	1,991

Annual Fiscal Year Caseload Report

10th Judicial District – District Court Adult Cases Filed



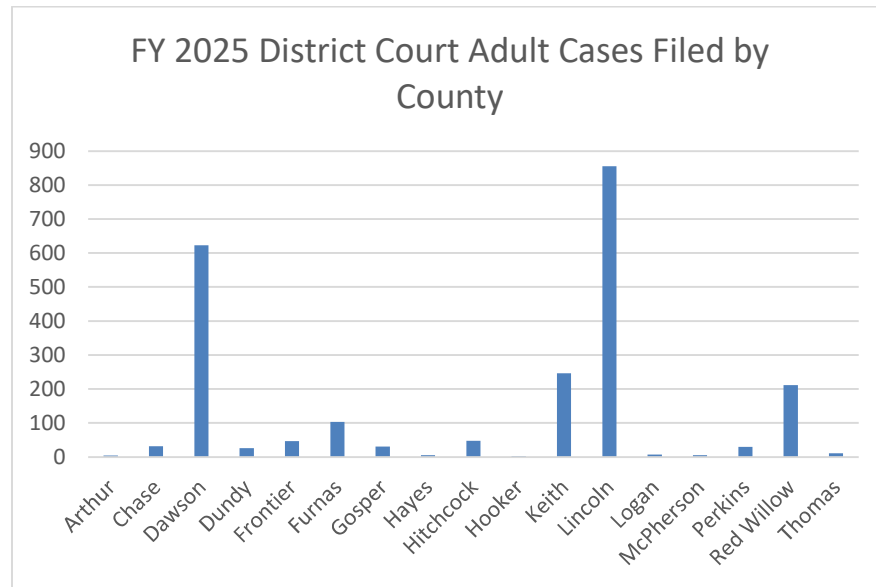
Historical Cases Filed	
Year	# Cases
FY 2021	1,170
FY 2022	1,149
FY 2023	1,113
FY 2024	1,048
FY 2025	1,219

Fiscal Year 2025 Adult Court Cases Filed by Category and County

	Protection Orders	Civil	Domestic Relations	Appellate Action	Administrative Appeals	Problem Solving Court	Felony 1	Other Criminal	Total Cases
Adams	152	94	196	1	5	5	23	212	688
Clay	16	25	23	0	0	0	2	12	78
Franklin	7	11	20	1	0	1	1	11	52
Harlan	8	13	13	0	0	0	3	15	52
Kearney	15	16	28	0	1	0	1	16	77
Nuckolls	16	23	16	0	0	0	0	6	61
Phelps	37	27	62	0	0	3	2	10	141
Webster	27	5	27	0	0	0	0	11	70
Total	278	214	385	2	6	9	32	293	1,219

Annual Fiscal Year Caseload Report

11th Judicial District – District Court Adult Cases Filed



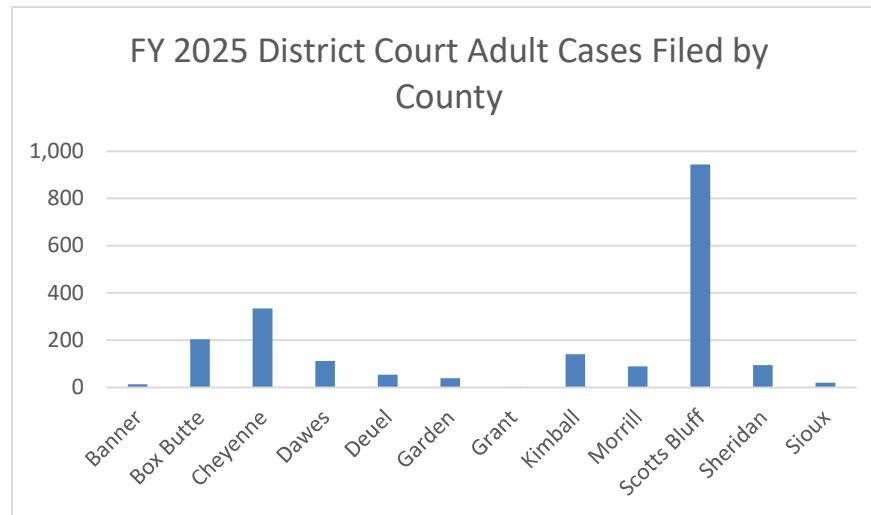
Historical Cases Filed	
Year	# Cases
FY 2021	2,508
FY 2022	2,312
FY 2023	2,370
FY 2024	2,262
FY 2025	2,286

Fiscal Year 2025 Adult Court Cases Filed by Category and County

	Protection Orders	Civil	Domestic Relations	Appellate Action	Administrative Appeals	Problem Solving Court	Felony 1	Other Criminal	Total Cases
Arthur	0	4	0	0	0	0	0	0	4
Chase	11	7	6	0	0	0	1	7	32
Dawson	167	52	160	2	0	20	23	199	623
Dundy	7	7	4	0	0	0	1	7	26
Frontier	13	6	12	0	0	0	3	13	47
Furnas	21	20	21	0	0	0	7	34	103
Gosper	9	8	9	0	0	0	1	4	31
Hayes	0	5	0	0	0	0	0	0	5
Hitchcock	13	15	10	1	0	0	0	9	48
Hooker	0	2	0	0	0	0	0	0	2
Keith	75	30	38	0	0	0	10	93	246
Lincoln	230	147	222	1	1	14	37	203	855
Logan	1	1	2	0	0	0	1	2	7
McPherson	0	0	0	0	0	0	0	5	5
Perkins	16	3	10	0	0	0	1	0	30
Red Willow	67	47	47	2	0	0	3	45	211
Thomas	3	4	2	0	0	0	0	2	11
Total	633	358	543	6	1	34	88	623	2,286

Annual Fiscal Year Caseload Report

12th Judicial District – District Court Adult Cases Filed



Historical Cases Filed	
Year	# Cases
FY 2021	2,056
FY 2022	2,146
FY 2023	2,194
FY 2024	2,221
FY 2025	2,042

Fiscal Year 2025 Adult Court Cases Filed by Category and County

	Protection Orders	Civil	Domestic Relations	Appellate Action	Administrative Appeals	Problem Solving Court	Felony 1	Other Criminal	Total Cases
Banner	2	5	2	0	0	0	2	2	13
Box Butte	48	41	75	0	0	0	9	31	204
Cheyenne	78	50	69	0	0	0	15	122	334
Dawes	8	18	45	0	2	0	2	36	111
Deuel	7	2	11	0	0	0	6	27	53
Garden	16	5	9	0	0	0	0	9	39
Grant	0	0	1	0	0	0	1	0	2
Kimball	32	24	12	0	0	0	8	64	140
Morrill	25	17	23	0	0	0	3	21	89
Scotts Bluff	191	136	237	2	1	1	37	339	944
Sheridan	7	23	32	0	1	0	3	28	94
Sioux	3	6	5	1	0	0	0	4	19
Total	417	327	521	3	4	1	86	683	2,042



Research and Data

Operations Division

Administrative Office of the Courts & Probation

Chief Standing Bear Justice Administration Building

521 S. 14th Street Suite 300 | Lincoln, NE 68508

T 531.739.8100 | F 402.471.2197