



Current Population

(June 30, 2023)



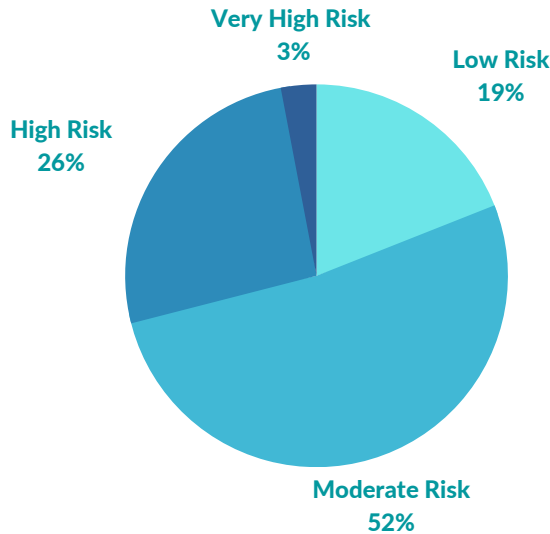
Male: 1,902
Delinquent: 1,606
Status: 296



Female: 924
Delinquent: 630
Status: 294

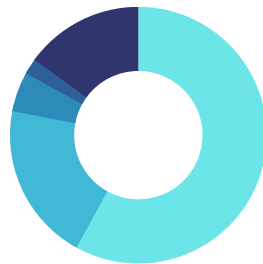
2,826
Current Population

(June 30, 2023)



Ethnicity	# of Juveniles
Hispanic Origin	815
Not of Hispanic Origin	2,011
Total	2,826

- White: 58%
- Black: 20%
- American Indian or Alaskan Native: 5%
- Asian or Pacific Islander: 2%
- Other: 15%



\$41.57/ day

FY22 Average Supervision Cost

1 Maintain detention for only those youth who pose a significant risk to the community or risk to flee the jurisdiction of the court.

Detention Screenings Conducted

51%

of youth, who were detained, met the criteria on the detention screening instrument.



419



of youth screened were released home or to an alternative.

2 A higher percentage of youth will be involved in pro-social activities including school and employment.



59%

of youth that were discharged in the last 3 months reduced their risk in the education and employment domain. The discharged youth were initially placed on probation with a high YLS/CMI score for education and employment and have reduced their risk related to those key areas by the end of the probation term.



3 An increase in status youth who are diverted from the juvenile justice system or who receive a decreased term of probation supervision.

Status youth spend 16% less time on probation than delinquent youth.

16%

12.19

Months
Delinquent



10.39

Months
Status



77%

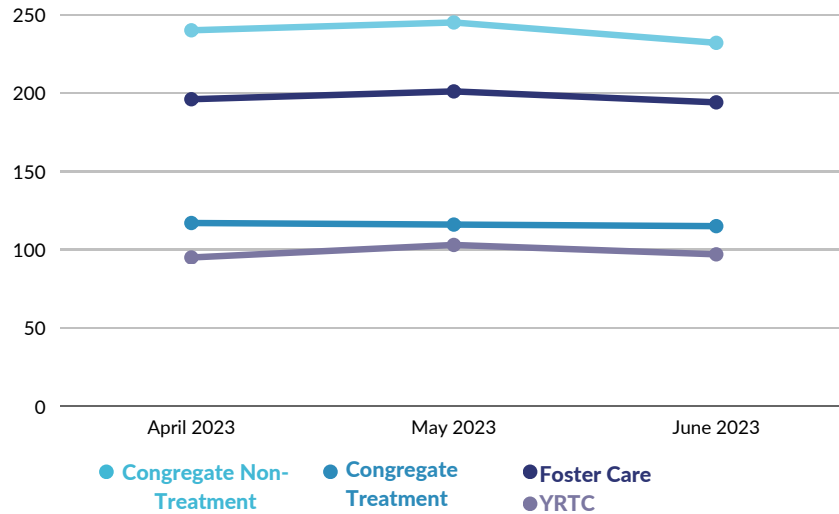
of youth are supervised while at home. The remaining 23% are supervised in out-of-home placements, on June 30, 2023.

In the last 3 months

-1,212 youth have accessed funds for **Community-Based Non-Treatment** services

- 456 youth have accessed funds for **Community-Based Treatment** services.

Out-of-Home Placements



Youth involved in the juvenile justice system will receive targeted supervision and services that reduce post-program recidivism.

Investigations Ordered



893

Drug Tests Collected

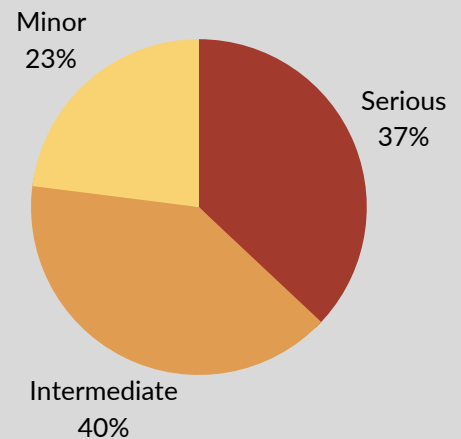


7,153

3,212

GRADUATED
RESPONSE
INCENTIVES

Graduated Response Sanctions



45%

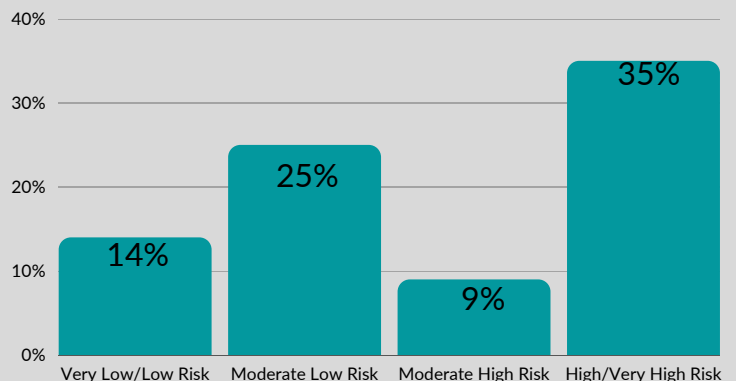
of all youth released from Probation saw a **decrease** in the overall risk score.

78%

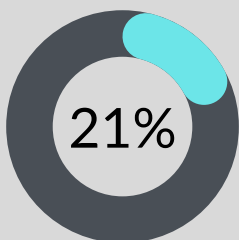
of youth were **successfully** released from Probation.

Recidivism by Risk Level

As predicted by the validated risk assessment tool, Youth Level of Risk/Case Management Inventory (YLS/CMI), the total population of low risk youth who discharged successfully between July 1, 2021 and June 30, 2022 recidivated at a lower rate than the total population of moderate or high risk youth.



Statewide Recidivism Rate



of youth that were successfully discharged from Probation, were found responsible for a subsequent qualifying adjudication within one year of their release. This current recidivism rate is reported as of June 30, 2023.