



Problem-Solving Courts Quarterly Report:

Date Range:
July 1 - September 30, 2021
(unless noted)

Race	# of Adults	# of Youths
American Indian or Alaskan Native	20	-
Asian or Pacific Islander	1	-
Black	41	1
Other	55	5
White	480	5
Unknown	1	-
Total	598	11

Current Population

September 30, 2021

In Referral
Adults: 96
Youth: 0

In Program
Adults: 598
Youth: 11

Average
Supervision Cost
(FY21)

Adult - \$12.13 / day
Youth - \$14.59 / day

Ethnicity	# of Adults	# of Youths
Hispanic Origin	61	4
Not of Hispanic Origin	536	7
Unknown	1	-
Total	598	11

14,508

Adult Drug Tests Collected

July - September 2021

165

Youth Drug Tests Collected

Access to Behavioral/Mental Health Services (Q3 2021)

Adult:

247 individuals accessed financial assistance service dollars using **427** vouchers.

Total voucher amount:

\$ 521,001.75



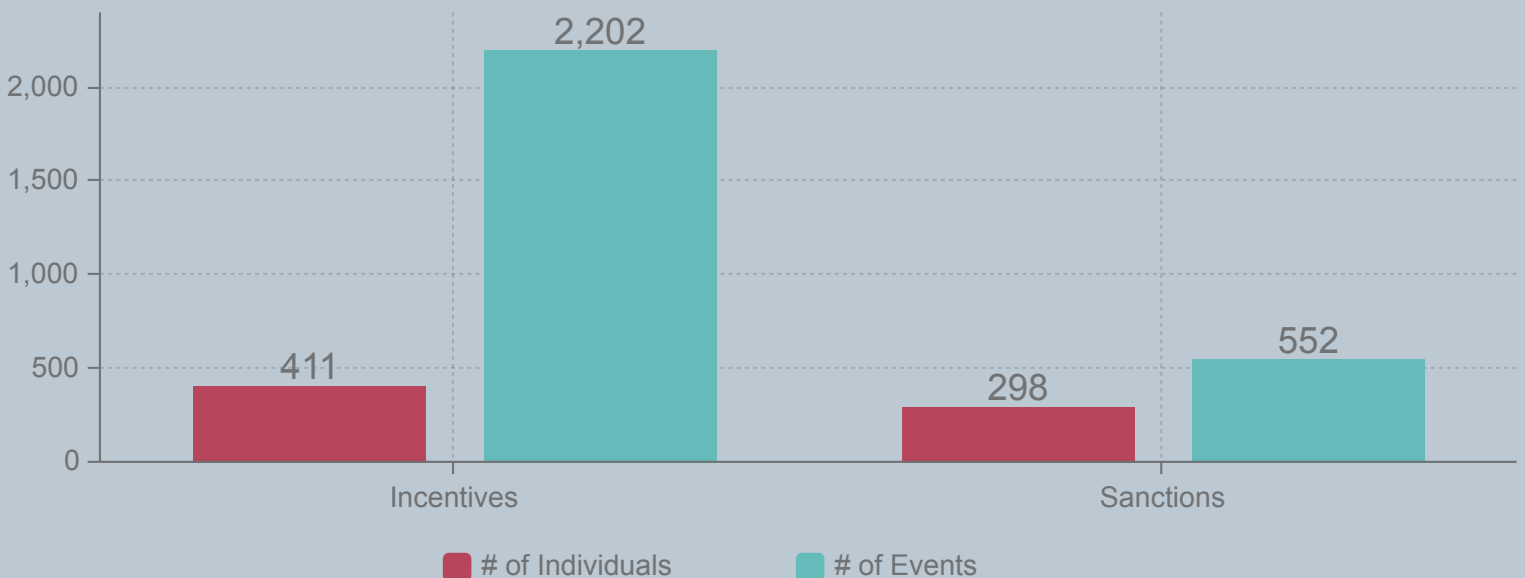
Youth:

8 individuals accessed financial assistance service dollars using **15** vouchers.

Total voucher amount:

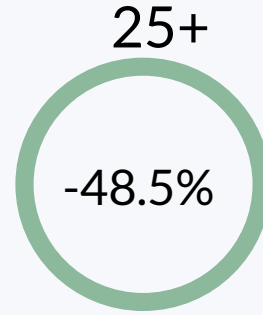
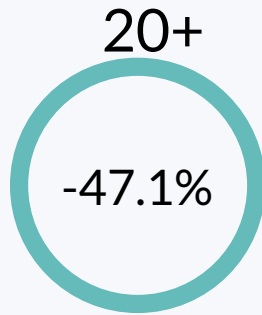
\$ 23,876.89

Incentives & Sanctions



PSC Risk Reduction

Initial Risk score on 1st LS/CMI and **decrease** in the average LS/CMI score between a graduated adult's first and last assessment.



Initial Risk score on 1st YLS/CMI and **decrease** in the average YLS/CMI score between a graduated youth's first and last assessment.



57% of individuals graduated
(July - September 2021)

Successful Completions

Every successful PSC completion is one more productive and contributing member of their community.

Discharges

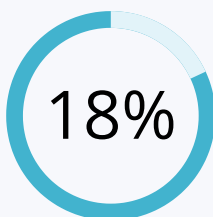
Discharged: 2%

Graduated: 57%

Terminated: 34%

Voluntary Withdrawal: 7%

Statewide Recidivism Rate - Adult Only



of individuals who were successfully released from Problem-Solving Court, were found responsible for another qualifying offense within 3 years of their release. This current recidivism rate is reported as of September 30, 2021.