



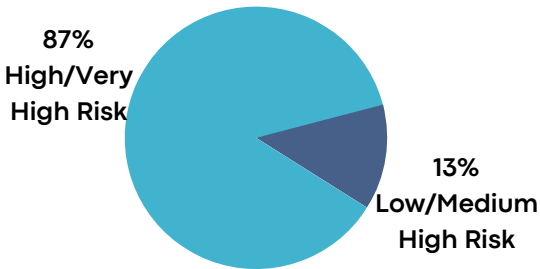
Post-Release Supervision (PRS) Quarterly Report:

Date Range:

April 1 - June 30, 2023

(unless noted)

1,292
Current Population
(July 5, 2023)



Average LS/CMI Score
for PRS **25.8**

9.0%

of the total Adult Probation population (including misdemeanors and felonies) are PRS adults

5.0%


of PRS are currently in Abscond classification without an issued warrant.

\$15.00 /day AI Population Average Supervision Cost (FY23)

Ethnicity	# of Probationers
Hispanic Origin	183
Not of Hispanic Origin	1109

Race	# of Probationers
American Indian or Alaskan Native	81 (6%)
Asian or Pacific Islander	11 (1%)
Black	273 (21%)
Other	126 (10%)
White	801 (62%)

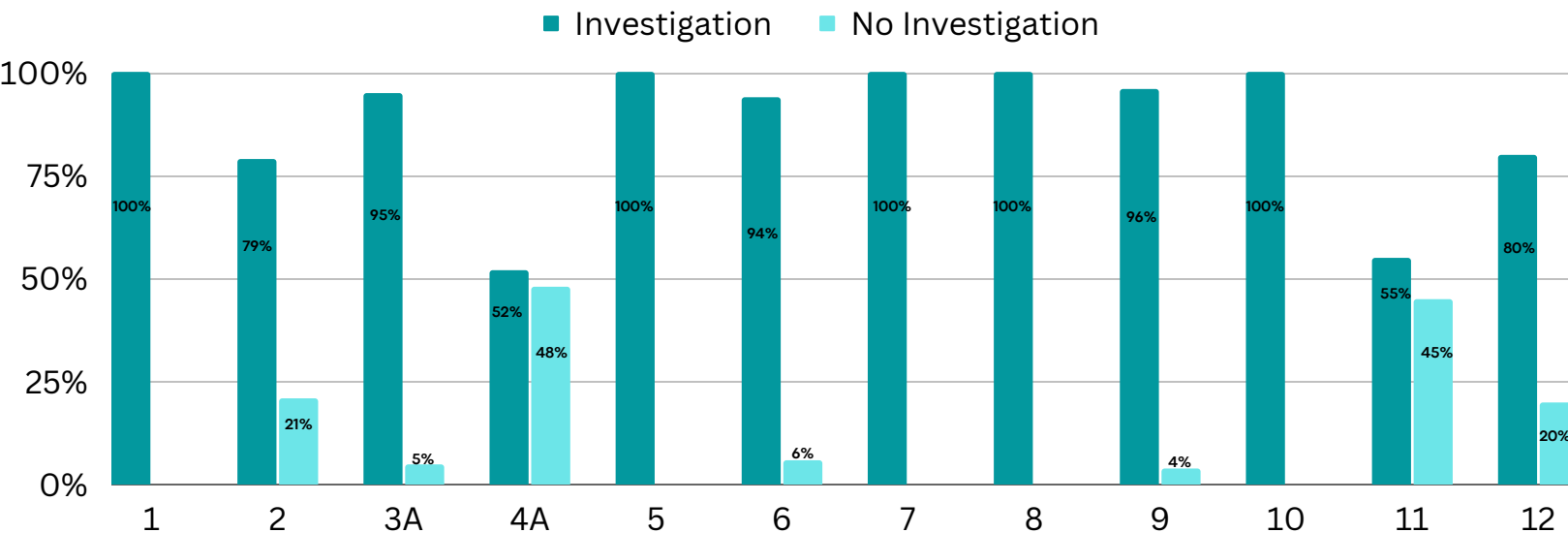
109
Investigations Ordered



April - June 2023
A court ordered investigation provides information to the court for conditions of post-release supervision related to identified risk and needs.

13,410
Drug Tests Collected
877
Individuals tested

PRS - % Investigations by District



0%

of custodial sanctions
(N= 75) had a court hearing

462

of Administrative Sanctions
for PRS individuals

12.8%


of the total Department of
Corrections population (N=
5,711) are PRS individuals
(as of June 30, 2023)

Access to Behavioral Health Services & Transitional Living (Q2 2023)

	Number of Individuals Served	Number of Vouchers	Dollars spent this Quarter
Evaluation	46	139	\$88,326.00
Treatment	49	94	\$593,718.00
Housing	73	336	\$1,187,550.00

63%

of Motions to Revoke filed were due to New Law Violations



the remaining 37% were due to Technical Violations

71%
of PRS cases are Not Revoked

Completed: 42%
Unsatisfactory: 23%
Revoked: 28%
Other: 6%

Completed includes completion of probation and early release. Other includes death, district override, problem-solving court.

Revocations

51 cases revoked to County Jail

11 cases revoked to Dept. of Corrections

2 cases revoked to Other
(fines, jurisdiction terminated, etc.)

Initial Risk score on 1st LS/CMI and decrease in the average LS/CMI score between a person's first and last assessment.

20+

-13.6%

25+

-14.8%

30+

-20.0%