



STATE OF
NEBRASKA
JUDICIAL BRANCH

Juvenile Probation
Services Division

Juvenile Probation
Quarterly Outcome Report

Date Range:

Jan 1 - March 31, 2025

(unless noted)

Current Population

(Mar 31, 2025)



Male: 1,865
Delinquent: 1,591
Status: 274



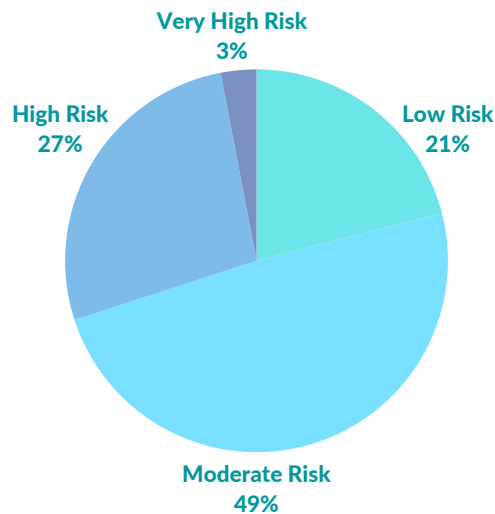
Female: 871
Delinquent: 623
Status: 248

\$34.81 / day

FY23 Average Supervision Cost

2,736
Current Population

(Mar 31, 2025)



Ethnicity

of Juveniles

Hispanic Origin

773

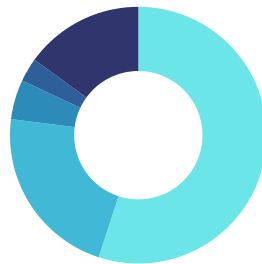
Not of Hispanic
Origin

1,963

Total

2,736

White: 55%
Black: 22%
American Indian or
Alaskan Native: 5%
Asian or Pacific
Islander: 3%
Other: 15%



1

Maintain detention for only those youth who pose a significant risk to the community or risk to flee the jurisdiction of the court.


50%

of youth, who were
detained, met the
criteria on the detention
screening instrument.

Detention Screenings Conducted



363



of youth screened were
released home or to an
alternative.

2

A higher percentage of youth will be involved in pro-social activities including school and employment.



56%

of youth that were discharged in the last 3 months reduced their risk in the education and employment domain. The discharged youth were initially placed on probation with a high YLS/CMI score for education and employment and have reduced their risk related to those key areas by the end of the probation term.



3

An increase in status youth who are diverted from the juvenile justice system or who receive a decreased term of probation supervision.

Status youth spend 41% less time on probation than delinquent youth.

41%

13.2

Months
Delinquent



8.7

Months
Status

4

Increase use of community-based services while reducing use of out-of-home placements..



73%

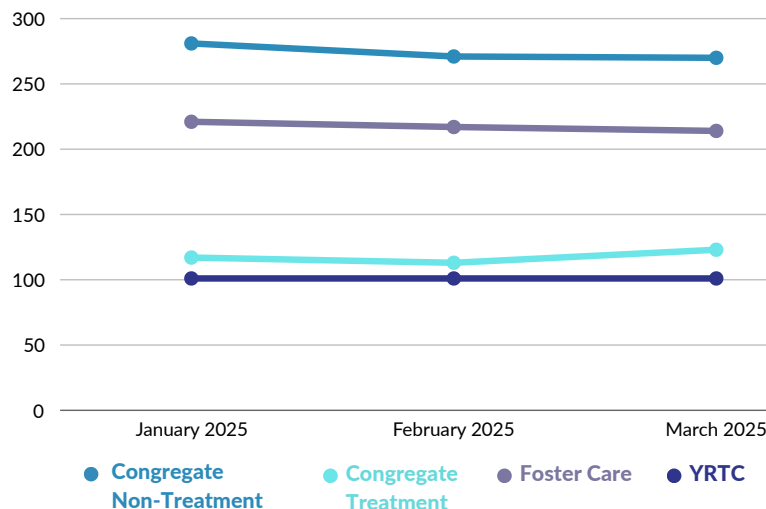
of youth are supervised while at home. The remaining 27% are supervised in out-of-home placements, on Mar 31, 2025.

In the last 3 months

-1,087 youth have accessed funds for **Community-Based Non-Treatment** services

-467 youth have accessed funds for **Community-Based Treatment** services.

Out-of-Home Placements



5

Youth involved in the juvenile justice system will receive targeted supervision and services that reduce post-program recidivism.

Investigations Ordered



924

Drug Tests Collected

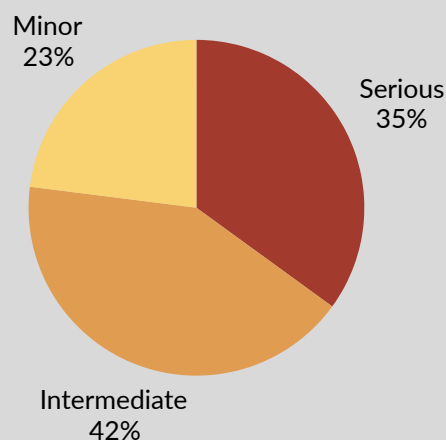


6,635

4,143

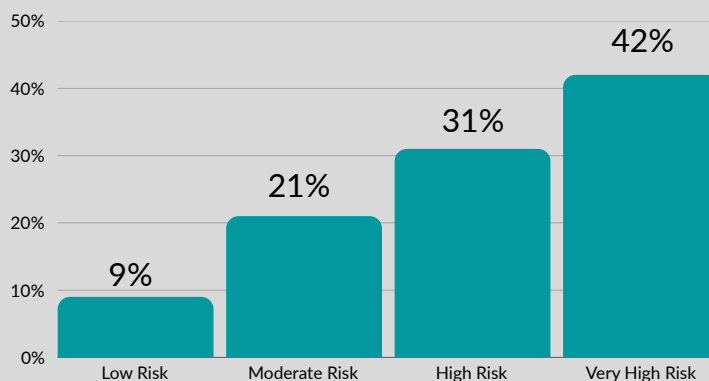
GRADUATED
RESPONSE
INCENTIVES

Graduated Response Sanctions



Recidivism by Risk Level

As predicted by the validated risk assessment tool, Youth Level of Risk/Case Management Inventory (YLS/CMI), the total population of low risk youth who discharged successfully between Mar 31, 2023 and Mar 31, 2024 recidivated at a lower rate than the total population of moderate or high risk youth.



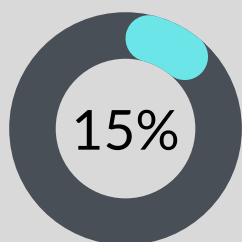
46%

of all youth released from Probation saw a **decrease** in the overall risk score.

76%

of youth were **successfully** released from Probation.

Statewide Recidivism Rate



of youth that were successfully discharged from Probation, were found responsible for a subsequent qualifying adjudication within one year of their release. This current recidivism rate is reported as of Mar 31, 2025.