



Date	# of Probationers
6/30/2023	14,011
12/31/2023	13,972
7/01/2024	13,849

Source: Administrative Dashboard 7/01/2024

Adult Probation Population Trends, and Risk Assessments completed during the quarter

Assessment Tool	High/Very High Risk	Moderate to Low Risk
LS/CMI	60%	40%
NAPS	27%	73%

Adult Probation refers to individuals sentenced to a term of traditional probation including individuals sentenced to post-release supervision (PRS) Any data that excludes PRS will be noted as such

Average Supervision Cost (FY23)

Traditional Probation \$3.81 / day
Intensive Supervision \$5.33 / day
AI \$14.90 / day

Alternatives to incarceration (AI) population includes PRS, Reframe, SSAS and TIP classifications.

Ethnicity	% of Probationers
Hispanic Origin	21%
Not of Hispanic Origin	79%

Race	% of Probationers
American Indian or Alaska Native	540 (4%)
Asian Or Pacific Islander	164 (1%)
Black	1875 (14%)
Other	2188 (17%)
White	8388 (64%)



2,558

Investigations Ordered

April - June 2024

Drug Tests	Individuals Tested
85,886	8,831

21,881

of Reporting Center Visits for All Probationers

4,391

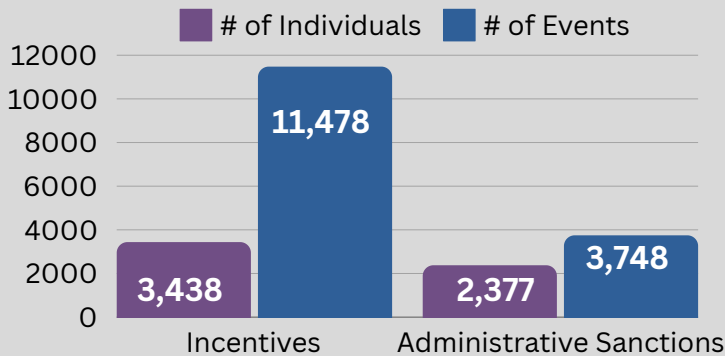
of Individuals Served

Average LS/CMI Score by Classification Group

Traditional Probation	Intensive Supervision	Reframe	SSAS
13.1 (N=3,968)	21.0 (N=3,935)	26.8 (N=204)	28.1 (N=567)

Traditional Probation; Intensive Supervision, SSAS - Specialized Substance Abuse Supervision
Only current, active adults with a LS/CMI assessment are included by classification. Not all adults are required to have an LS/CMI assessment.

Incentives and Sanctions



Custodial Sanctions

# of Sanctions	# of Individuals	Average Custody Duration	Total Days Served
307	230	10	3,016

68%

of Motions to Revoke filed were due to New Law Violations



the remaining 32% were due to Technical Violations

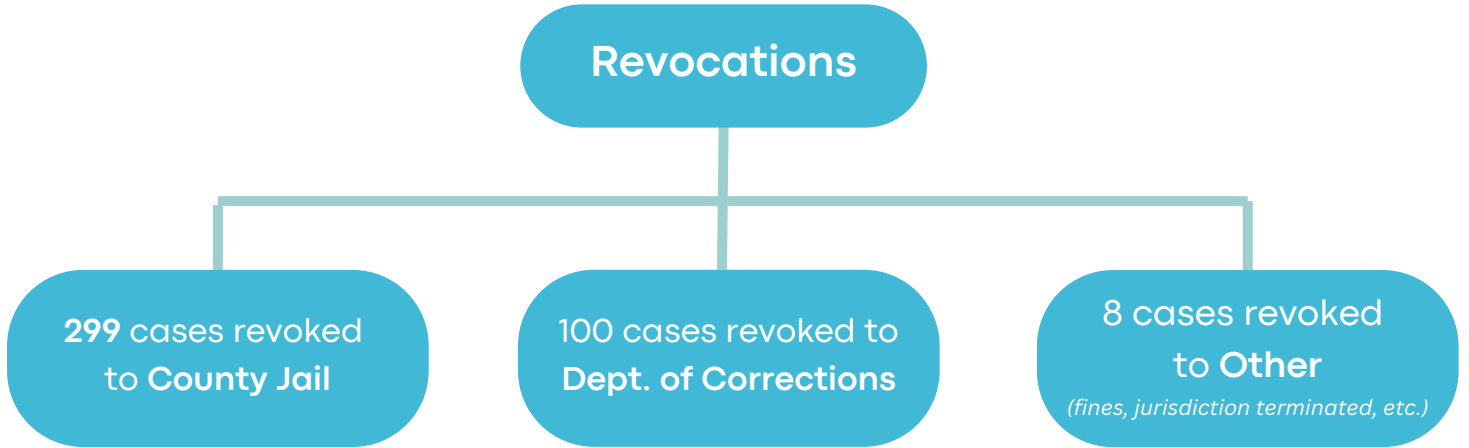
April - June 2024

83%

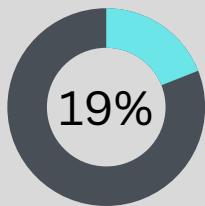
of probation cases are **Not Revoked**

Completed: 70%
 Unsatisfactory: 11%
 Revoked: 17%
 Other: 2%

Completed includes completion of probation and early release. Other includes death, district override, problem-solving court.



Statewide Recidivism Rate



of adults who were successfully discharged from Probation, were found responsible for another qualifying offense within three years of their release. This current recidivism rate is reported as of June 30, 2024. At this time, PRS cannot be separated within the recidivism data and are included in this percentage.

Recidivism by Risk Level

As predicted by the validated risk assessment tool, Level of Service/ Case Management Inventory (LS/CMI), the total population of low risk adults who discharge successfully between July 1, 2020 and July 1, 2021 (Supreme Court requires 3 years from date of release) recidivated at a lower rate than the total population of medium or high risk adults.

