



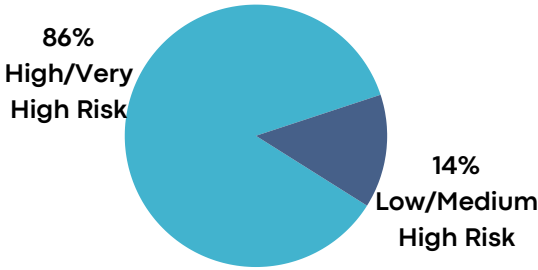
Post-Release Supervision (PRS) Quarterly Report:

Date Range:

April 1 - June 30, 2024

(unless noted)

1,284
Current Population
(June 30, 2024)



Average LS/CMI Score for PRS **25.6**

9.3%

of the total Adult Probation population (including misdemeanors and felonies) are PRS adults

2.3%

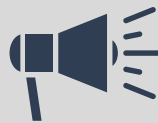
of PRS are currently in Abscond classification without an issued warrant.

\$14.90 /day AI Population Average Supervision Cost (FY23)

Ethnicity	# of Probationers
Hispanic Origin	183
Not of Hispanic Origin	1101

Race	# of Probationers
American Indian or Alaskan Native	79 (6%)
Asian or Pacific Islander	14 (1%)
Black	270 (21%)
Other	137 (11%)
White	784 (61%)

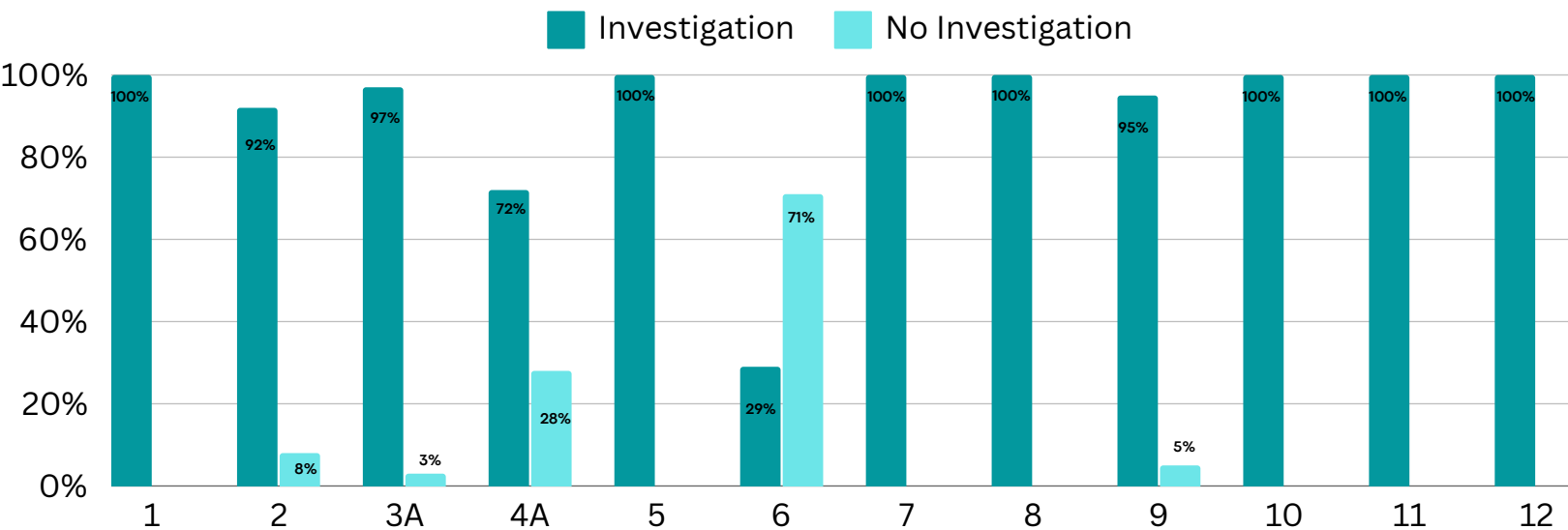
107
Investigations Ordered



A court ordered investigation provides information to the court for conditions of post-release supervision related to identified risk and needs.

12,707
Drug Tests Collected
881
Individuals tested

PRS - % Investigations by District



1.2%

of custodial sanctions (N= 82) had a court hearing

550

of Administrative Sanctions for PRS individuals

12.6%


of the total Department of Corrections population (N= 5,780) are PRS individuals (as of June 30, 2024)

Access to Behavioral Health Services & Transitional Living (Q2 2024)

	Number of Individuals Served	Number of Vouchers	Dollars spent this Quarter
Transitional Living	164	295	\$555,396.00
Adult Treatment	55	75	\$101,318.00
Adult Evaluation	97	97	\$42,165.00

71%

of Motions to Revoke filed were due to New Law Violations



the remaining 29% were due to Technical Violations

67%
of PRS cases are Not Revoked

Completed: 42%
Unsatisfactory: 21%
Revoked: 33%
Other: 4%

Completed includes completion of probation and early release. Other includes death, district override, problem-solving court.

Revocations

47 cases revoked to County Jail

26 cases revoked to Dept. of Corrections

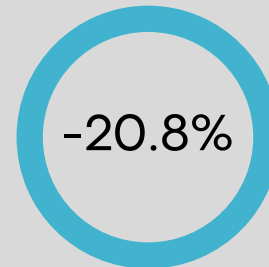
1 case revoked to Other
(fines, jurisdiction terminated, etc.)

Initial Risk score on 1st LS/CMI and decrease in the average LS/CMI score between a person's first and last assessment.

20+



25+



30+

