



Problem-Solving Courts Quarterly Report:

Date Range:

April 1 - June 30, 2024

(unless noted)

Race	Adults	Youth
American Indian or Alaskan Native	24 (3%)	-
Asian or Pacific Islander	8 (1%)	-
Black	122 (16%)	-
Other	62 (8%)	2 (29%)
White	535 (71%)	5 (71%)
Total	751	7

Current Population

June 30, 2024

In Referral
Adults: 167
Youth: 0

In Program
Adults: 751
Youth: 7

FY23 Average Supervision Cost

Adult = \$11.94 / day
Youth = \$21.31 / day

Ethnicity	Adults	Youth
Hispanic Origin	89 (12%)	2 (29%)
Not of Hispanic Origin	662 (88%)	5 (71%)
Unknown	-	-
Total	751	7

20,819

Adult Drug Tests Collected

April - June 2024



39

Youth Drug Tests Collected

Access to Behavioral/Mental Health Services (Q2 2024)

Adult:

245 individuals accessed financial assistance service dollars using 419 vouchers.

Total voucher amount:
\$554,758.50

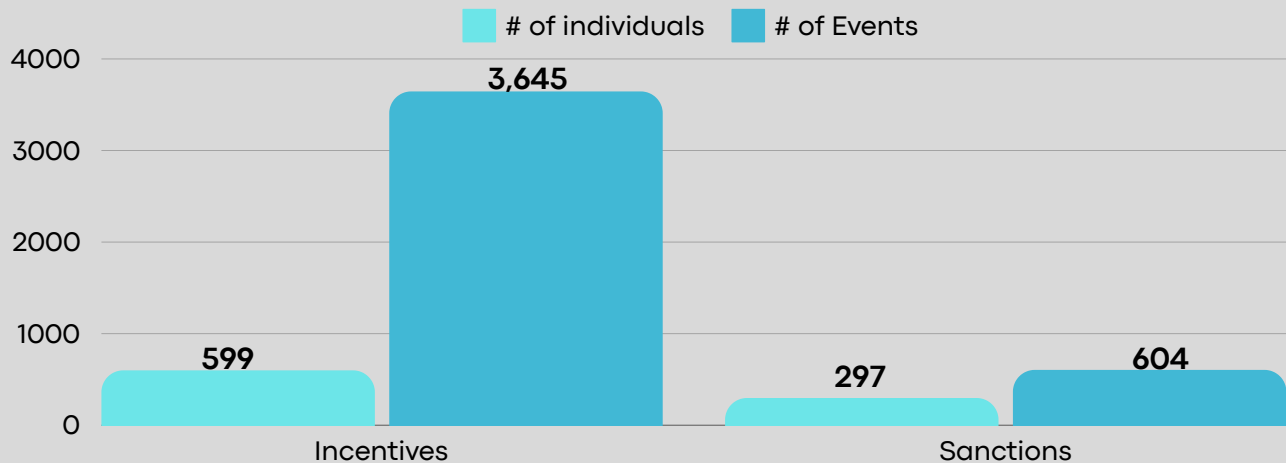


Youth:

11 individuals accessed financial assistance service dollars using 11 vouchers.

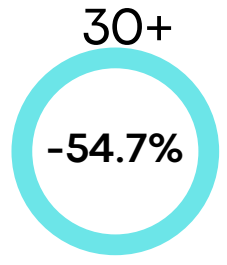
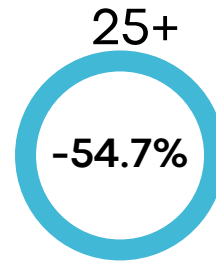
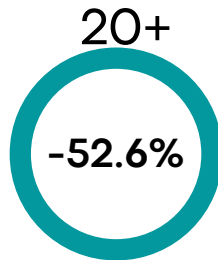
Total voucher amount:
\$9,150.00

Incentives & Sanctions

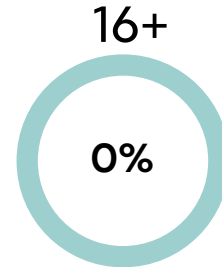


PSC Risk Reduction

Initial Risk score on 1st LS/CMI and decrease in the average LS/CMI score between a graduated adult's first and last assessment.



Initial Risk score on 1st YLS/CMI and decrease in the average YLS/CMI score between a graduated youth's first and last assessment.



48%

of individuals graduated
(April - June 2024)

Successful Completions

Every successful PSC completion is one more productive and contributing member of their community.

Discharges

Discharged: 4%

Graduated: 48%

Terminated: 29%

Voluntary
Withdrawal: 18%

Statewide Recidivism Rate - Adult Only

22%

of individuals who were successfully released from Problem-Solving Court, were found responsible for another qualifying offense within 3 years of their release. This current recidivism rate is reported as of June 30, 2024.