

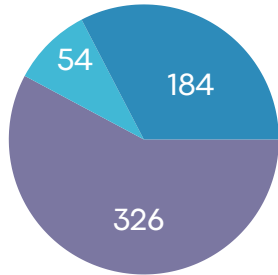


## Quarterly Report:

Date Range:  
April 1 - June 30, 2024  
(unless noted)

### 3 Types of SSAS Clients

- 58% - Felony Drug
- 10% - DUI-Third
- 33% - General Felony



**564**  
Current Population  
(June 30, 2024)

SSAS is a specialized supervision program that works with high risk substance use clients, as an alternative to incarceration. This intensive case management approach, addresses individual client needs as it relates to their high risk behaviors and substance use issues.

Ethnicity	# of Probationers
Hispanic Origin	94 (17%)
Not of Hispanic Origin	470 (83%)

Race	# of Probationers
American Indian or Alaskan Native	35 (6%)
Asian or Pacific Islander	12 (2%)
Black	80 (14%)
Other	68 (12%)
White	369 (65%)

**9,091**  
Drug Tests Collected  
**543**  
# of Individuals Tested



**21,881** # of Reporting Center Visits for All Probationers

**11** # of Individuals Served (CAM)

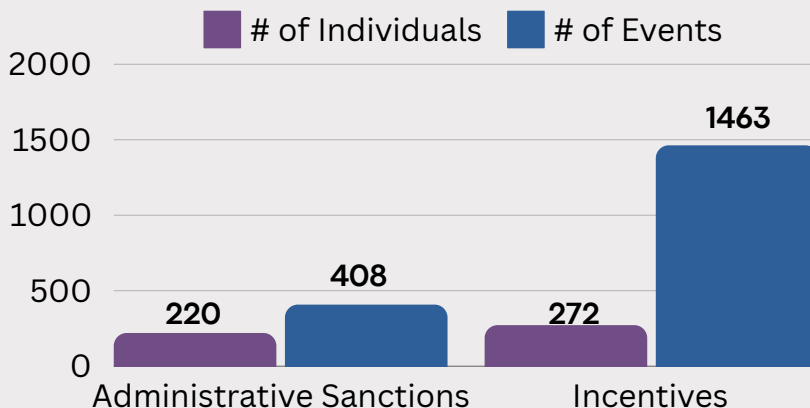
### Average LS/CMI Score by Type of SSAS Client

**DUI-3rd+**  
24.5  
(N=54)

**General Felony**  
30.5  
(N=184)

**Felony Drug**  
28.1  
(N=326)

### Incentives and Sanctions



#### Custodial Sanctions

# of Sanctions	# of Individuals
83	56
Average Custody Duration	Total Days Served
7.8	647

# Access to Behavioral/Mental Health Services (Q2 2024)

## Evaluations:

44 individuals accessed financial assistance service dollars using 48 vouchers.

Total voucher amount:  
**\$12,216.00**




## Treatment:

42 individuals accessed financial assistance service dollars using 61 vouchers.

Total voucher amount:  
**\$108,154.00**

# 80%

of Motions to Revoke filed were due to New Law Violations



the remaining 20% were due to Technical Violations

# 57%

(N=47)

of SSAS probation cases are **Not Revoked**

Completed: 28%

Unsatisfactory: 21%

Revoked: 43%

Other: 9%

Completed includes completion of probation and early release. Other includes death, district override, problem-solving court.

## Revocations

7 cases revoked to County Jail

12 cases revoked to Dept. of Corrections

1 case revoked to Other  
(fines, jurisdiction terminated, etc.)

Initial Risk score on 1st LS/CMI and decrease in the average LS/CMI score between a graduated adult's first and last assessment.

20+

-34.14%

25+

-42.07%

30+

-33.33%