



STATE OF
NEBRASKA
JUDICIAL BRANCH

Juvenile Probation
Services Division

Juvenile Probation
Quarterly Outcome Report

Date Range:

April 1 - June 30, 2025

(unless noted)

Current Population

(June 30, 2025)



Male: 1,849
Delinquent: 1,558
Status: 291



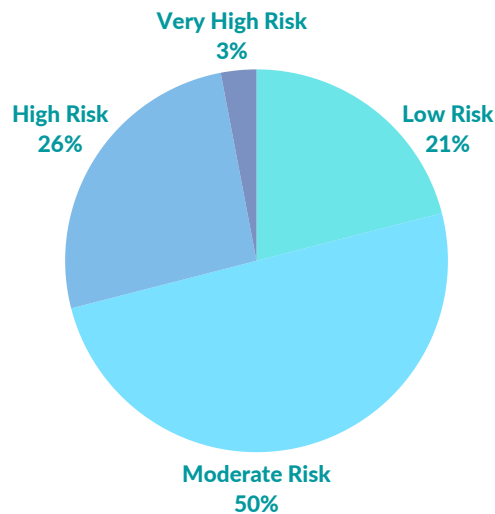
Female: 862
Delinquent: 585
Status: 277

\$34.81 / day

FY23 Average Supervision Cost

2,711
Current Population

(June 30, 2025)



Ethnicity

of Juveniles

Hispanic Origin

791

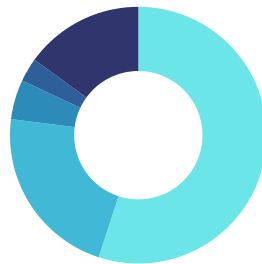
Not of Hispanic
Origin

1,920

Total

2,711

White: 55%
Black: 22%
American Indian or
Alaskan Native: 5%
Asian or Pacific
Islander: 2%
Other: 15%



1

Maintain detention for only those youth who pose a significant risk to the community or risk to flee the jurisdiction of the court.

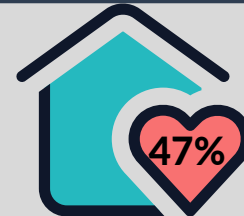
45%

of youth, who were
detained, met the
criteria on the detention
screening instrument.

Detention Screenings Conducted



361



of youth screened were
released home or to an
alternative.

2

A higher percentage of youth will be involved in pro-social activities including school and employment.



61%

of youth that were discharged in the last 3 months reduced their risk in the education and employment domain. The discharged youth were initially placed on probation with a high YLS/CMI score for education and employment and have reduced their risk related to those key areas by the end of the probation term.



3

An increase in status youth who are diverted from the juvenile justice system or who receive a decreased term of probation supervision.

Status youth spend 16% less time on probation than delinquent youth.

16%

13.1

Months
Delinquent



11.2

Months
Status

4

Increase use of community-based services while reducing use of out-of-home placements..



73%

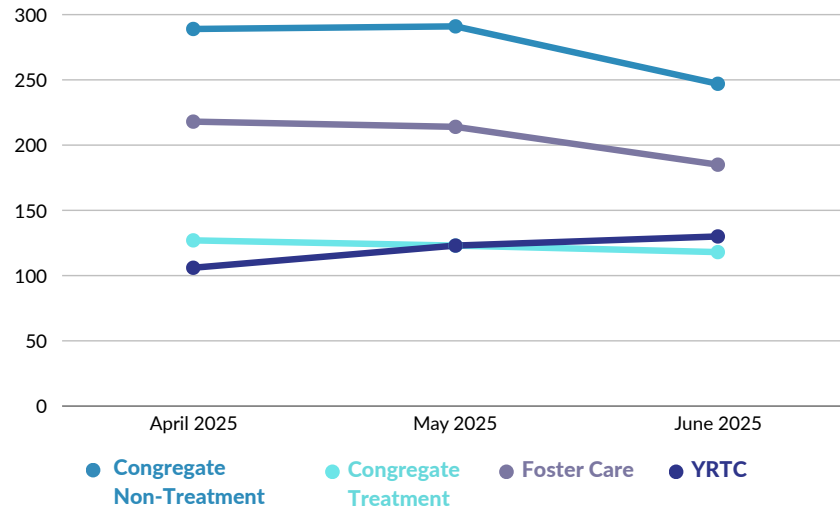
of youth are supervised while at home. The remaining 27% are supervised in out-of-home placements, on June 30, 2025.

In the last 3 months

-1,147 youth have accessed funds for **Community-Based Non-Treatment** services

-486 youth have accessed funds for **Community-Based Treatment** services.

Out-of-Home Placements



5

Youth involved in the juvenile justice system will receive targeted supervision and services that reduce post-program recidivism.

Investigations Ordered



764

Drug Tests Collected

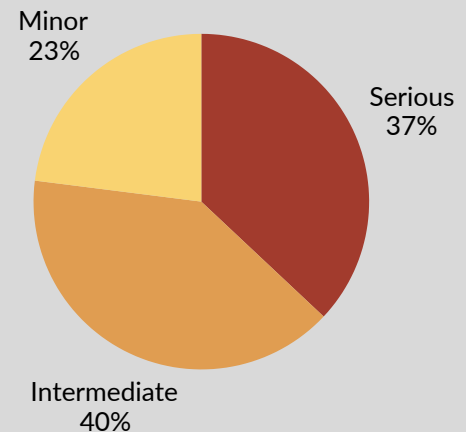


7,332

4,004

GRADUATED
RESPONSE
INCENTIVES

Graduated Response Sanctions



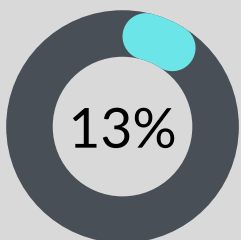
51%

of all youth released from Probation saw a **decrease** in the overall risk score.

78%

of youth were **successfully** released from Probation.

Statewide Recidivism Rate



of youth that were successfully discharged from Probation, were found responsible for a subsequent qualifying adjudication within one year of their release. This current recidivism rate is reported as of June 30, 2025.

Recidivism by Risk Level

As predicted by the validated risk assessment tool, Youth Level of Risk/Case Management Inventory (YLS/CMI), the total population of low risk youth who discharged successfully between June 30, 2023 and June 30, 2024 recidivated at a lower rate than the total population of moderate or high risk youth.

