



Adult Probation Quarterly Report

Date Range:
July 1 - Sept 30, 2024
(unless noted)

Date	# of Probationers
6/30/2024	13,951
12/31/2023	13,972
9/30/2024	13,864

Source: Administrative Dashboard 10/01/2024

Adult Probation Population Trends, and Risk Assessments *completed during the quarter*

Assessment Tool	High/Very High Risk	Moderate to Low Risk
LS/CMI	59%	41%
NAPS	27%	73%

Adult Probation refers to individuals sentenced to a term of traditional probation including individuals sentenced to post-release supervision (PRS) Any data that excludes PRS will be noted as such

Average Supervision Cost (FY23)

Traditional Probation \$3.81 / day
Intensive Supervision \$5.33 / day
AI \$14.90 / day

Alternatives to incarceration (AI) population includes PRS, Reframe, SSAS and TIP classifications.

Ethnicity	% of Probationers
Hispanic Origin	21%
Not of Hispanic Origin	79%

Race	% of Probationers
American Indian or Alaska Native	565 (4%)
Asian Or Pacific Islander	178 (1%)
Black	1865 (14%)
Other	2212 (17%)
White	8359 (63%)



2,623

Investigations Ordered

July - Sept 2024

Drug Tests	Individuals Tested
87,734	8,898

21,316

of Reporting Center Visits
for All Probationers

4,325

of Individuals Served

Average LS/CMI Score by Classification Group

Traditional Probation
13.1
(N=3,990)

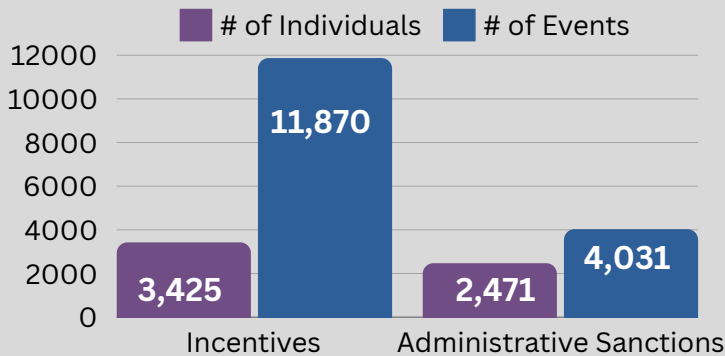
Intensive Supervision
21.0
(N=3,987)

Reframe
26.8
(N=203)

SSAS
28.2
(N=536)

Traditional Probation; Intensive Supervision, SSAS - Specialized Substance Abuse Supervision
Only current, active adults with a LS/CMI assessment are included by classification. Not all adults are required to have an LS/CMI assessment.

Incentives and Sanctions



Custodial Sanctions

# of Sanctions	# of Individuals	Average Custody Duration	Total Days Served
375	276	10	3,924

64%

July - Sept 2024

of Motions to Revoke filed were due to New Law Violations



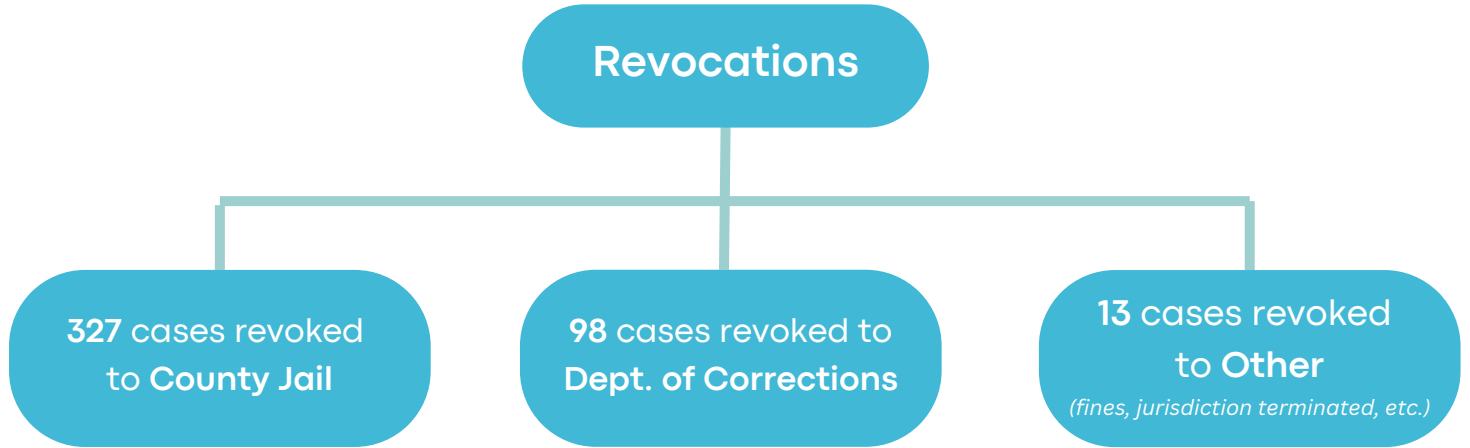
81%

of probation cases are Not Revoked

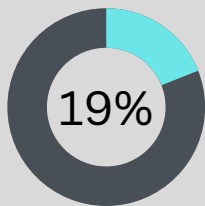
Completed: 68%
Unsatisfactory: 11%
Revoked: 19%
Other: 2%

the remaining 36% were due to Technical Violations

Completed includes completion of probation and early release. Other includes death, district override, problem-solving court.



Statewide Recidivism Rate



of adults who were successfully discharged from Probation, were found responsible for another qualifying offense within three years of their release. This current recidivism rate is reported as of Sept 30, 2024. At this time, PRS cannot be separated within the recidivism data and are included in this percentage.

Recidivism by Risk Level

As predicted by the validated risk assessment tool, Level of Service/ Case Management Inventory (LS/CMI), the total population of low risk adults who discharge successfully between Oct 1, 2020 and Oct 1, 2021 (Supreme Court requires 3 years from date of release) recidivated at a lower rate than the total population of medium or high risk adults.

