



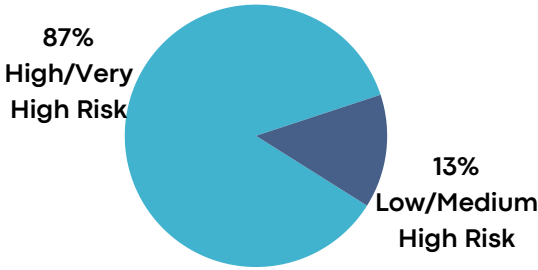
Post-Release Supervision (PRS) Quarterly Report:

Date Range:

July 1 - Sept 30, 2024

(unless noted)

1,286
Current Population
(Sept 30, 2024)



Average LS/CMI Score for PRS **25.8**

9.3%

of the total Adult Probation population (including misdemeanors and felonies) are PRS adults

2.2%

of PRS are currently in Abscond classification without an issued warrant.

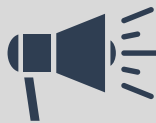
\$14.90 /day AI Population Average Supervision Cost (FY23)

Ethnicity	# of Probationers
Hispanic Origin	186
Not of Hispanic Origin	1100

Race	# of Probationers
American Indian or Alaskan Native	85 (7%)
Asian or Pacific Islander	13 (1%)
Black	278 (22%)
Other	138 (11%)
White	772 (60%)

July - Sept 2024

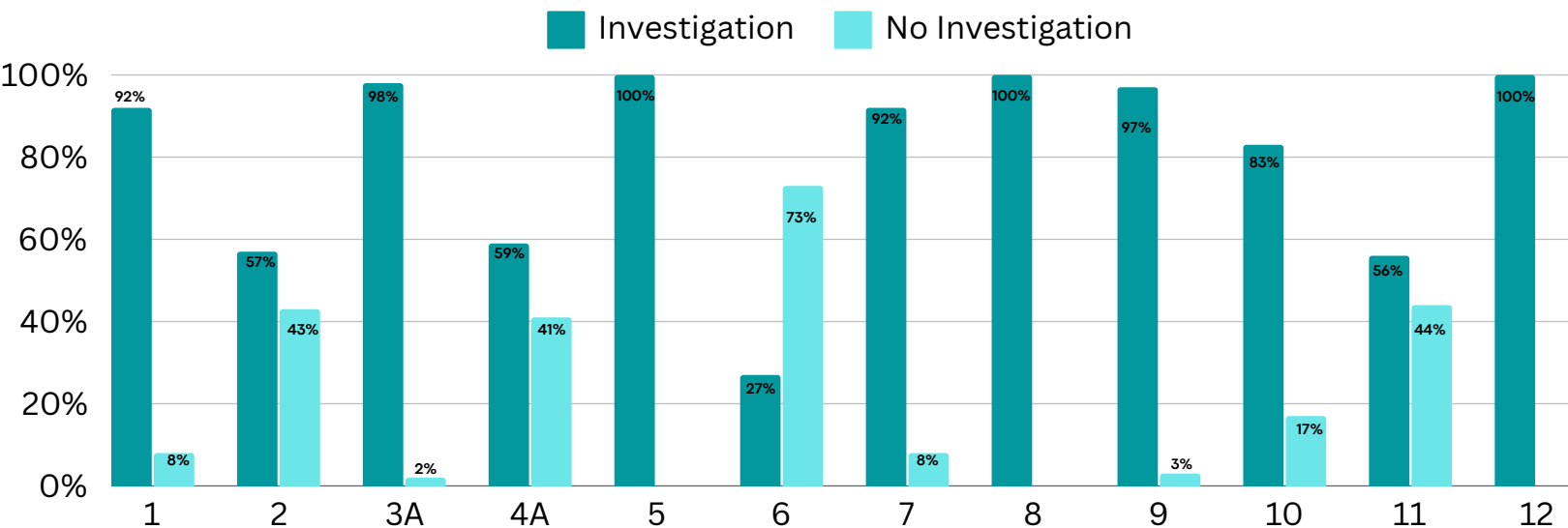
131
Investigations Ordered



A court ordered investigation provides information to the court for conditions of post-release supervision related to identified risk and needs.

13,100
Drug Tests Collected
929
Individuals tested

PRS - % Investigations by District



2%

of custodial sanctions (N=91) had a court hearing

522

of Administrative Sanctions for PRS individuals

13%


of the total Department of Corrections population (N=757) are PRS individuals (as of Sept 9, 2024)

Access to Behavioral Health Services & Transitional Living (Q3 2024)

	Number of Individuals Served	Number of Vouchers	Dollars spent this Quarter
Transitional Living	146	263	\$487,570.00
Adult Treatment	64	84	\$115,023.00
Adult Evaluation	111	115	\$42,983.00

68%

of Motions to Revoke filed were due to New Law Violations



the remaining 32% were due to Technical Violations

69%
of PRS cases are
Not Revoked

Completed: 40%
Unsatisfactory: 25%
Revoked: 31%
Other: 4%

Completed includes completion of probation and early release. Other includes death, district override, problem-solving court.

Revocations

56 cases revoked to
County Jail

21 cases revoked to Dept. of
Corrections

0 case revoked
to **Other**
(fines, jurisdiction terminated, etc.)

Initial Risk score on 1st LS/CMI and **decrease** in the average LS/CMI score between a person's first and last assessment.

20+

-15.7%

25+

-17.8%

30+

-20.6%