



Problem-Solving Courts Quarterly Report:

Date Range:

July 1 - Sept 30, 2024

(unless noted)

Race	Adults	Youth
American Indian or Alaskan Native	22 (3%)	-
Asian or Pacific Islander	9 (1%)	-
Black	126 (16%)	-
Other	67 (9%)	4 (50%)
White	558 (71%)	4 (50%)
Total	782	8

Current Population

Sept 30, 2024

In Referral
Adults: 175
Youth: 0

In Program
Adults: 782
Youth: 8

FY23 Average Supervision Cost

Adult = \$11.94 / day
Youth = \$21.31 / day

Ethnicity	Adults	Youth
Hispanic Origin	101 (13%)	4 (50%)
Not of Hispanic Origin	681 (87%)	4 (50%)
Unknown	-	-
Total	782	8

21,621

Adult Drug Tests Collected

July - Sept 2024



62

Youth Drug Tests Collected

Access to Behavioral/Mental Health Services (Q3 2024)

Adult:

259 individuals accessed financial assistance service dollars using 476 vouchers.

Total voucher amount:
\$665,270.75

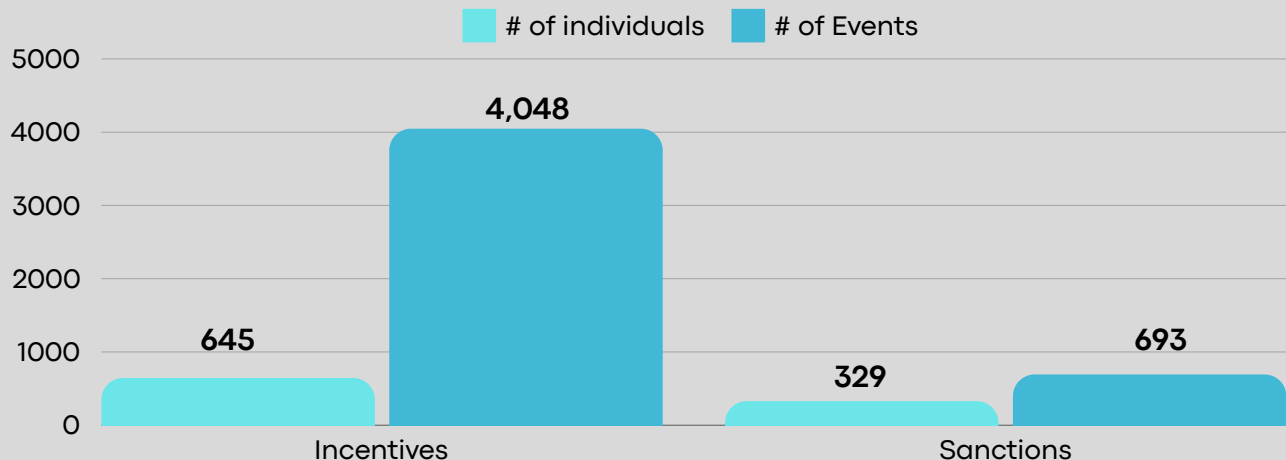


Youth:

10 individuals accessed financial assistance service dollars using 11 vouchers.

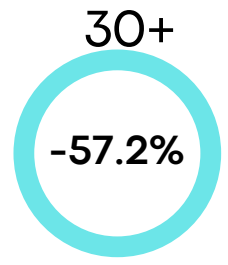
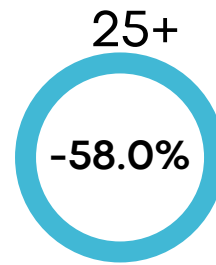
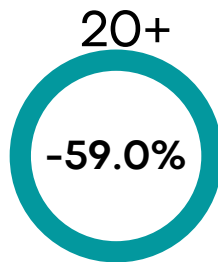
Total voucher amount:
\$6,552.00

Incentives & Sanctions

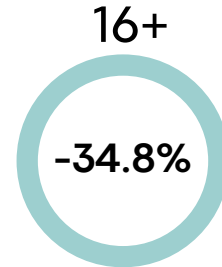


PSC Risk Reduction

Initial Risk score on 1st LS/CMI and decrease in the average LS/CMI score between a graduated adult's first and last assessment.



Initial Risk score on 1st YLS/CMI and decrease in the average YLS/CMI score between a graduated youth's first and last assessment.



59% of individuals graduated (July - Sept 2024)

Successful Completions

Every successful PSC completion is one more productive and contributing member of their community.

Discharges

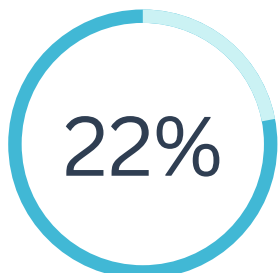
Discharged: 1%

Graduated: 59%

Terminated: 27%

Voluntary Withdrawal: 13%

Statewide Recidivism Rate - Adult Only



of individuals who were successfully released from Problem-Solving Court, were found responsible for another qualifying offense within 3 years of their release. This current recidivism rate is reported as of Sept 30, 2024.