

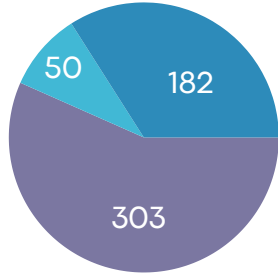


Quarterly Report:

Date Range:
July 1 - Sept 30, 2024
(unless noted)

3 Types of SSAS Clients

- 57% - Felony Drug
- 9% - DUI-Third
- 34% - General Felony



535 Current Population

(Sept 30, 2024)

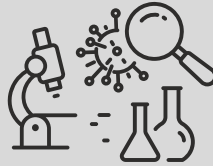
SSAS is a specialized supervision program that works with high risk substance use clients, as an alternative to incarceration. This intensive case management approach, addresses individual client needs as it relates to their high risk behaviors and substance use issues.

Ethnicity	# of Probationers
Hispanic Origin	102 (19%)
Not of Hispanic Origin	433 (81%)

Race	# of Probationers
American Indian or Alaskan Native	30 (6%)
Asian or Pacific Islander	11 (2%)
Black	78 (15%)
Other	67 (13%)
White	349 (65%)

8,849
Drug Tests Collected

512
of Individuals Tested



21,316 # of Reporting Center Visits for All Probationers

10 # of Individuals Served (CAM)

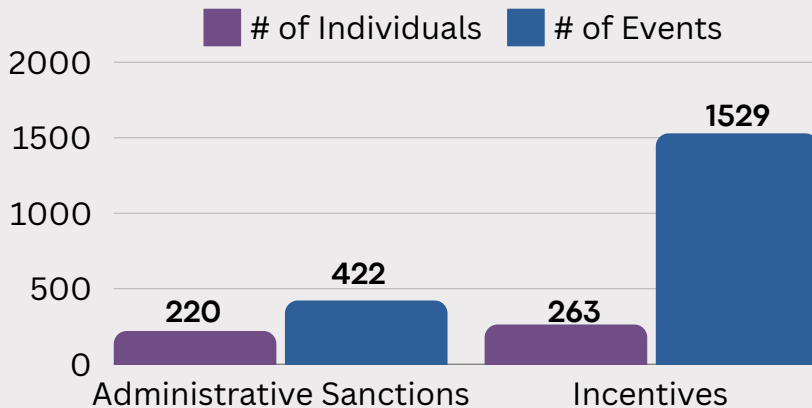
Average LS/CMI Score by Type of SSAS Client

DUI-3rd+
25.4

General Felony
30.7

Felony Drug
27.8

Incentives and Sanctions



Custodial Sanctions

# of Sanctions	# of Individuals
97	70
Average Custody Duration	Total Days Served
8.2	795

Access to Behavioral/Mental Health Services (Q3 2024)

Evaluations:

38 individuals accessed financial assistance service dollars using 38 vouchers.

Total voucher amount:
\$13,503.00



Treatment:

50 individuals accessed financial assistance service dollars using 76 vouchers.

Total voucher amount:
\$78,694.00

89%

of Motions to Revoke filed were due to New Law Violations



the remaining 11% were due to Technical Violations

70%

of SSAS probation cases are **Not Revoked**

Completed: 49%
Unsatisfactory: 21%
Revoked: 30%
Other: 0%

Completed includes completion of probation and early release. Other includes death, district override, problem-solving court.

Revocations

3 cases revoked to County Jail

10 cases revoked to Dept. of Corrections

0 case revoked to Other
(fines, jurisdiction terminated, etc.)

Initial Risk score on 1st LS/CMI and increase in the average LS/CMI score between a graduated adult's first and last assessment.

20+

4.78%

25+

4.15%

30+

-7.51%