



Date	# of Probationers
6/30/2023	14,011
12/31/2022	13,879
10/02/2023	13,754

Source: Administrative Dashboard 10/2/2023

**Adult Probation Population Trends, and Risk Assessments completed during the quarter**

Assessment Tool	High/Very High Risk	Moderate to Low Risk
LS/CMI	58%	42%
NAPS	28%	72%

Adult Probation refers to individuals sentenced to a term of traditional probation including individuals sentenced to post-release supervision (PRS) Any data that excludes PRS will be noted as such

**Average Supervision Cost (FY23)**

**CBR \$3.81 / day**  
**CBI \$5.33 / day**  
**AI \$14.90 / day**

Alternatives to incarceration (AI) population includes PRS, Reframe, SSAS and TIP classifications.

Ethnicity	% of Probationers
Hispanic Origin	19%
Not of Hispanic Origin	81%

Ethnicity	% of Probationers
American Indian or Alaska Native	561 (4%)
Asian Or Pacific Islander	139 (1%)
Black	1832 (14%)
Other	2125 (16%)
White	8449 (64%)



**2,554**

Investigations Ordered

**July - September 2023**

Drug Tests	Individuals Tested
92,587	8,330

**19,069**

# of Reporting Center Visits for All Probationers

**3,961**

# of Individuals Served

**Average LS/CMI Score by Classification Group**

**CBR**  
**12.9**  
(N=3,918)

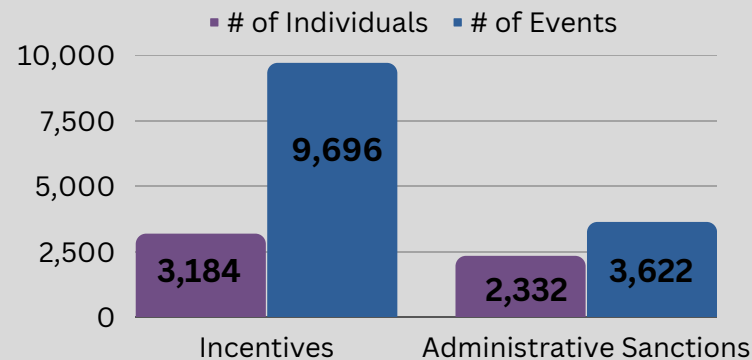
**CBI**  
**21.0**  
(N=3,973)

**Reframe**  
**26.7**  
(N=229)

**SSAS**  
**27.9**  
(N=482)

CBR Community-based Resources; CBI - Community-based Intervention, SSAS - Specialized Substance Abuse Supervision  
Only current, active adults with a LS/CMI assessment are included by classification. Not all adults are required to have an LS/CMI assessment.

**Incentives and Sanctions**



**Custodial Sanctions**

# of Sanctions	# of Individuals	Average Custody Duration	Total Days Served
309	211	11	3,483

63%

July - September 2023

of Motions to Revoke filed were due to New Law Violations



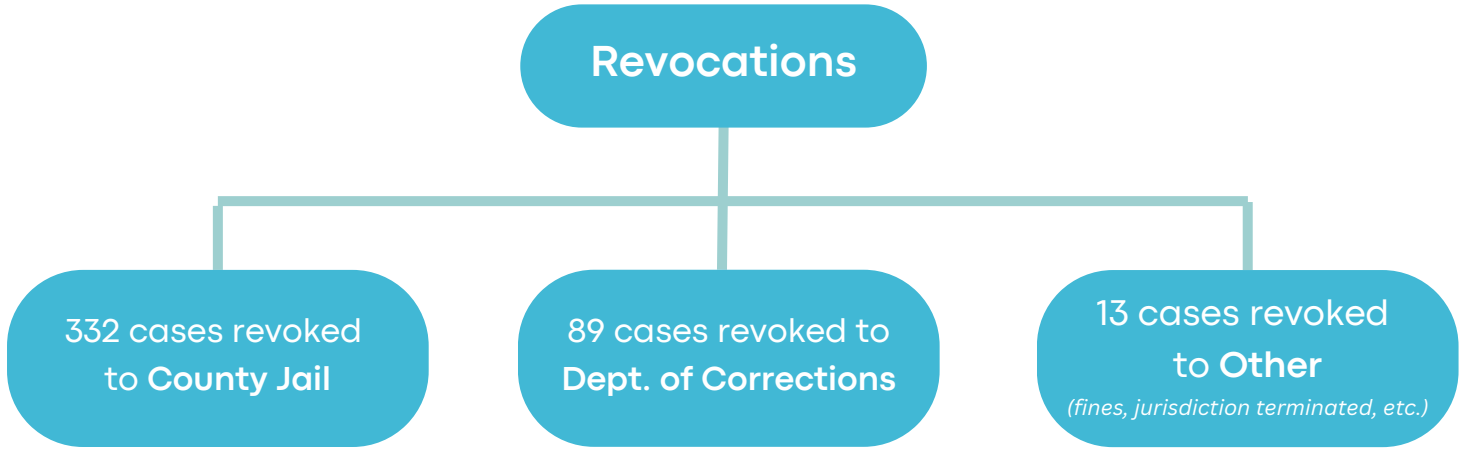
the remaining 37% were due to Technical Violations

82%

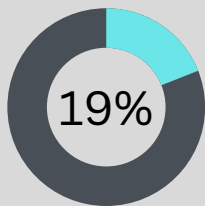
of probation cases are **Not Revoked**

Completed: 69%  
 Unsatisfactory: 10%  
 Revoked: 18%  
 Other: 2%

Completed includes completion of probation and early release. Other includes death, district override, problem-solving court.



### Statewide Recidivism Rate



of adults who were successfully discharged from Probation, were found responsible for another qualifying offense within three years of their release. This current recidivism rate is reported as of September 30, 2023. At this time, PRS cannot be separated within the recidivism data and are included in this percentage.

### Recidivism by Risk Level

As predicted by the validated risk assessment tool, Level of Service/ Case Management Inventory (LS/CMI), the total population of low risk adults who discharge successfully between September 30, 2019 and September 30, 2020 (Supreme Court requires 3 years from date of release) recidivated at a lower rate than the total population of medium or high risk adults.

