



Current Population

(Sept 30, 2023)



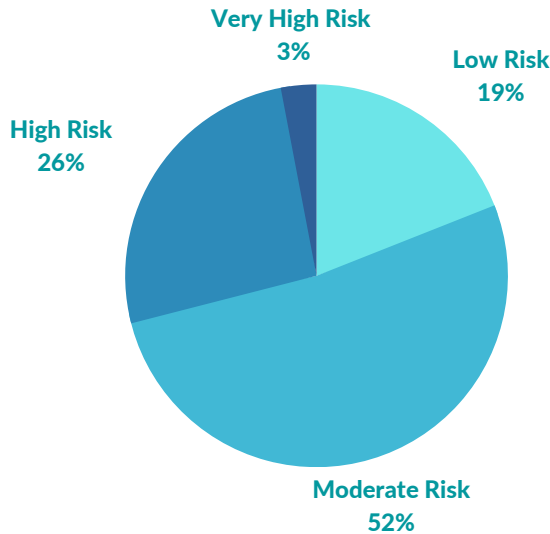
Male: 1,848
Delinquent: 1,554
Status: 294



Female: 928
Delinquent: 633
Status: 295

**2,776
Current Population**

(Sept 30, 2023)



Ethnicity	# of Juveniles
Hispanic Origin	765
Not of Hispanic Origin	2,011
Total	2,776

- White: 58%
- Black: 20%
- American Indian or Alaskan Native: 6%
- Asian or Pacific Islander: 2%
- Other: 14%



\$41.57/ day

FY22 Average Supervision Cost

1 Maintain detention for only those youth who pose a significant risk to the community or risk to flee the jurisdiction of the court.

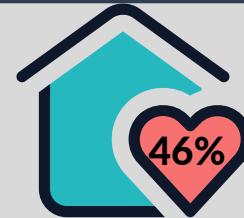
Detention Screenings Conducted

51%

of youth, who were detained, met the criteria on the detention screening instrument.



459



of youth screened were released home or to an alternative.

2 A higher percentage of youth will be involved in pro-social activities including school and employment.



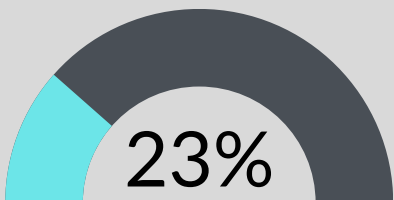
55%

of youth that were discharged in the last 3 months reduced their risk in the education and employment domain. The discharged youth were initially placed on probation with a high YLS/CMI score for education and employment and have reduced their risk related to those key areas by the end of the probation term.



3 An increase in status youth who are diverted from the juvenile justice system or who receive a decreased term of probation supervision.

Status youth spend 23% less time on probation than delinquent youth.



11.00

Months
Delinquent



8.75

Months
Status



76%

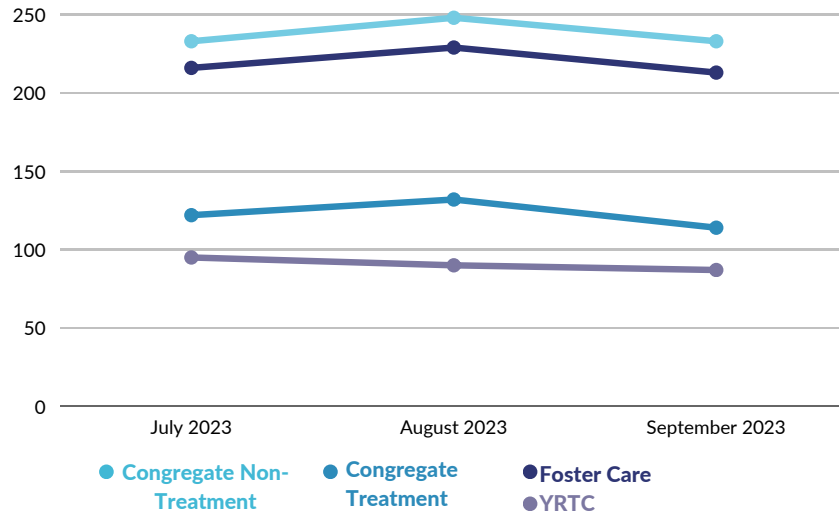
of youth are supervised while at home. The remaining 24% are supervised in out-of-home placements, on Sept 30, 2023.

In the last 3 months

-1,126 youth have accessed funds for **Community-Based Non-Treatment** services

- 451 youth have accessed funds for **Community-Based Treatment** services.

Out-of-Home Placements



Youth involved in the juvenile justice system will receive targeted supervision and services that reduce post-program recidivism.

Investigations Ordered



772

Drug Tests Collected

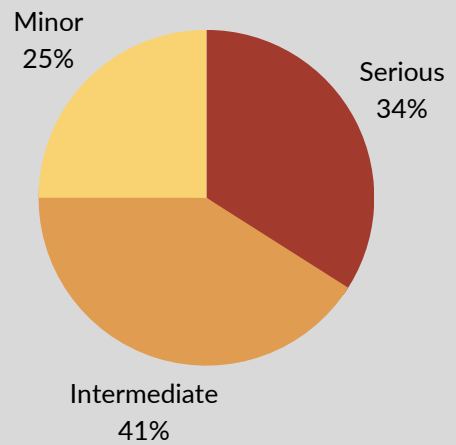


7,053

3,354

GRADUATED
RESPONSE
INCENTIVES

Graduated Response Sanctions



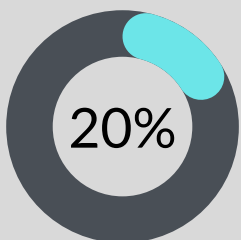
50%

of all youth released from Probation saw a **decrease** in the overall risk score.

79%

of youth were **successfully** released from Probation.

Statewide Recidivism Rate



of youth that were successfully discharged from Probation, were found responsible for a subsequent qualifying adjudication within one year of their release. This current recidivism rate is reported as of Sept 30, 2023.

Recidivism by Risk Level

As predicted by the validated risk assessment tool, Youth Level of Risk/Case Management Inventory (YLS/CMI), the total population of low risk youth who discharged successfully between October 1, 2021 and September 30, 2022 recidivated at a lower rate than the total population of moderate or high risk youth.

