



Problem-Solving Courts Quarterly Report:

Date Range:

July 1 - September 30, 2023

(unless noted)

Race	Adults	Youth
American Indian or Alaskan Native	25 (4%)	-
Asian or Pacific Islander	6 (1%)	-
Black	89 (13%)	-
Other	61 (9%)	1 (33%)
White	510 (74%)	2 (67%)
Total	691	3

Current Population

September 30, 2023

In Referral
Adults: 176
Youth: 0

In Program
Adults: 691
Youth: 3

FY23 Average Supervision Cost

Adult = \$11.94 / day
Youth = \$21.31 / day

Ethnicity	Adults	Youth
Hispanic Origin	91 (13%)	1 (33%)
Not of Hispanic Origin	600 (87%)	2 (67%)
Unknown	-	-
Total	691	3

21,247

Adult Drug Tests Collected

July - September 2023



38

Youth Drug Tests Collected

Access to Behavioral/Mental Health Services (Q3 2023)

Adult:

205 individuals accessed financial assistance service dollars using 373 vouchers.

Total voucher amount:
\$461,580.00

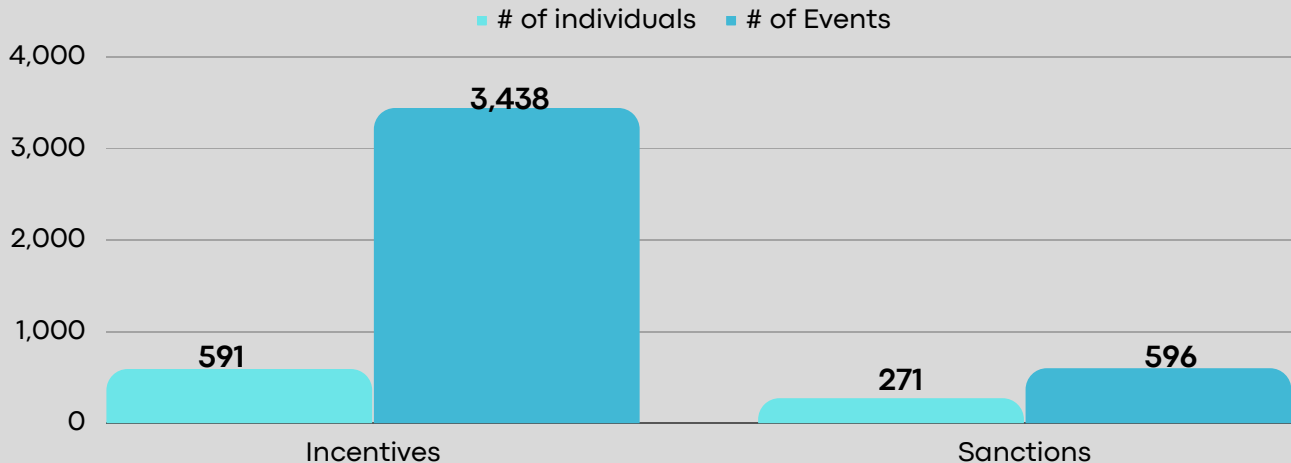


Youth:

15 individuals accessed financial assistance service dollars using 19 vouchers.

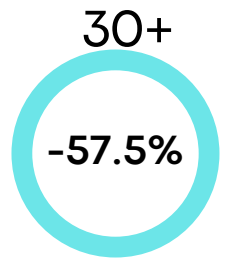
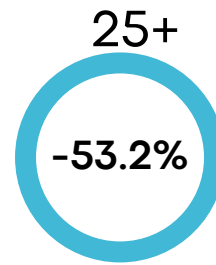
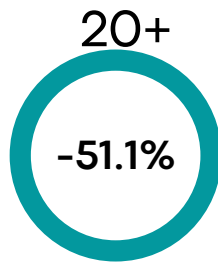
Total voucher amount:
\$11,205.95

Incentives & Sanctions

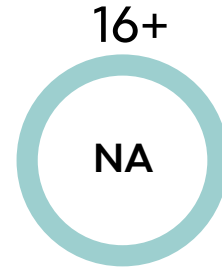


PSC Risk Reduction

Initial Risk score on 1st LS/CMI and **decrease** in the average LS/CMI score between a graduated adult's first and last assessment.



Initial Risk score on 1st YLS/CMI and **decrease** in the average YLS/CMI score between a graduated youth's first and last assessment.



66% of individuals graduated
(July - September 2023)

Successful Completions

Every successful PSC completion is one more productive and contributing member of their community.

Discharges

Discharged: 2%

Graduated: 66%

Terminated: 27%

Voluntary Withdrawal: 5%

Statewide Recidivism Rate - Adult Only

23%

of individuals who were successfully released from Problem-Solving Court, were found responsible for another qualifying offense within 3 years of their release. This current recidivism rate is reported as of September 30, 2023.