



# Problem-Solving Courts Quarterly Report:

Date Range:

October 1 - December 31, 2023

(unless noted)

Race	Adults	Youth
American Indian or Alaskan Native	27 (4%)	-
Asian or Pacific Islander	6 (1%)	-
Black	105 (15%)	-
Other	65 (9%)	-
White	511 (72%)	3 (100%)
Total	714	3

## Current Population

December 31, 2023

**In Referral**  
Adults: 180  
Youth: 0

**In Program**  
Adults: 714  
Youth: 3

**FY23 Average Supervision Cost**

Adult = \$11.94 / day  
Youth = \$21.31 / day

Ethnicity	Adults	Youth
Hispanic Origin	89 (12%)	-
Not of Hispanic Origin	625 (88%)	3 (100%)
Unknown	-	-
Total	714	3

# 19,864

Adult Drug Tests Collected

## October - December 2023



# 28

Youth Drug Tests Collected

## Access to Behavioral/Mental Health Services (Q4 2023)

**Adult:**

226 individuals accessed financial assistance service dollars using 367 vouchers.

Total voucher amount:  
\$420,992.00

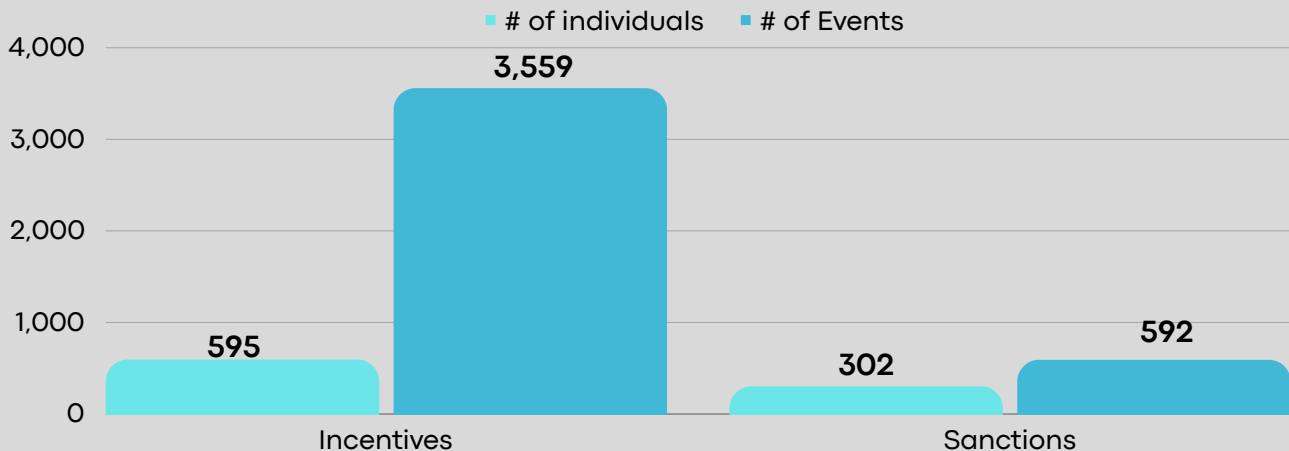


**Youth:**

9 individuals accessed financial assistance service dollars using 10 vouchers.

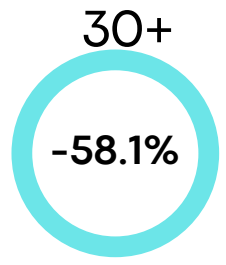
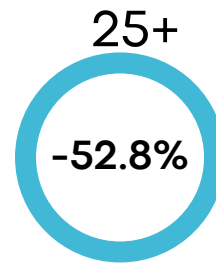
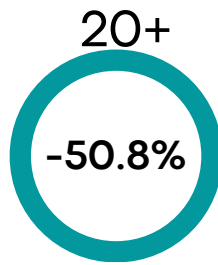
Total voucher amount:  
\$6,125.00

## Incentives & Sanctions

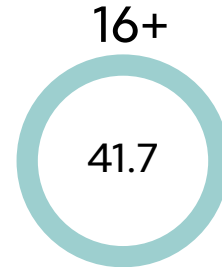


# PSC Risk Reduction

Initial Risk score on 1st LS/CMI and **decrease** in the average LS/CMI score between a graduated adult's first and last assessment.



Initial Risk score on 1st YLS/CMI and **decrease** in the average YLS/CMI score between a graduated youth's first and last assessment.



**60%** of individuals graduated  
(October - December 2023)

## Successful Completions

Every successful PSC completion is one more productive and contributing member of their community.

## Discharges

Discharged: 4%

Graduated: 60%

Terminated: 29%

Voluntary  
Withdrawal: 7%

## Statewide Recidivism Rate - Adult Only

24%

of individuals who were successfully released from Problem-Solving Court, were found responsible for another qualifying offense within 3 years of their release. This current recidivism rate is reported as of December 31, 2023.