



Date Range:

Oct 1 - Dec 31, 2024

(unless noted)

Date	# of Probationers
6/30/2024	13,951
12/31/2023	13,972
12/30/2024	13,998

Source: Administrative Dashboard 1/2/2025

Adult Probation Population Trends, and Risk Assessments completed during the quarter

Assessment Tool	High/Very High Risk	Moderate to Low Risk
LS/CMI	60%	40%
NAPS	28%	72%

Adult Probation refers to individuals sentenced to a term of traditional probation including individuals sentenced to post-release supervision (PRS) Any data that excludes PRS will be noted as such

Average Supervision Cost (FY23)

Traditional Probation \$3.81 / day
Intensive Supervision \$5.33 / day
AI \$14.90 / day

Alternatives to incarceration (AI) population includes PRS, Reframe, SSAS and TIP classifications.

Ethnicity	% of Probationers
Hispanic Origin	21%
Not of Hispanic Origin	79%

Race	% of Probationers
American Indian or Alaska Native	571 (4%)
Asian Or Pacific Islander	187 (1%)
Black	1898 (14%)
Other	2321 (17%)
White	8359 (63%)



2,495

Investigations Ordered

Oct - Dec 2024

Drug Tests	Individuals Tested
87,695	8,890

20,287

of Reporting Center Visits for All Probationers

4,286

of Individuals Served

Average LS/CMI Score by Classification Group

Traditional Probation

13.0
(N=4,069)

Intensive Supervision

21.1
(N=4,038)

Reframe

26.3
(N=197)

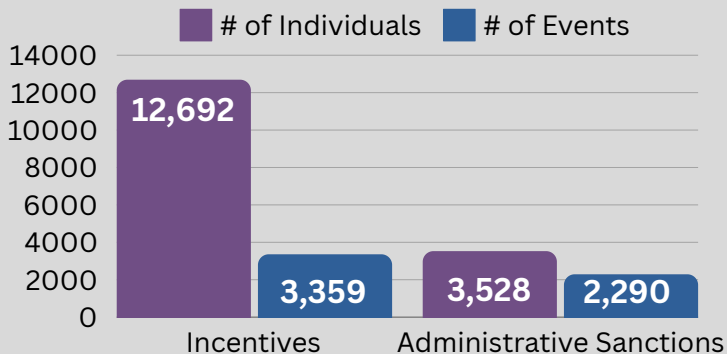
SSAS

28.2
(N=554)

Traditional Probation; Intensive Supervision, SSAS - Specialized Substance Abuse Supervision
Only current, active adults with a LS/CMI assessment are included by classification. Not all adults are required to have an LS/CMI assessment.

Incentives and Sanctions

Custodial Sanctions



# of Sanctions	# of Individuals	Average Custody Duration	Total Days Served
303	230	11	3,449

63%

of Motions to Revoke filed were due to New Law Violations



the remaining 37% were due to Technical Violations

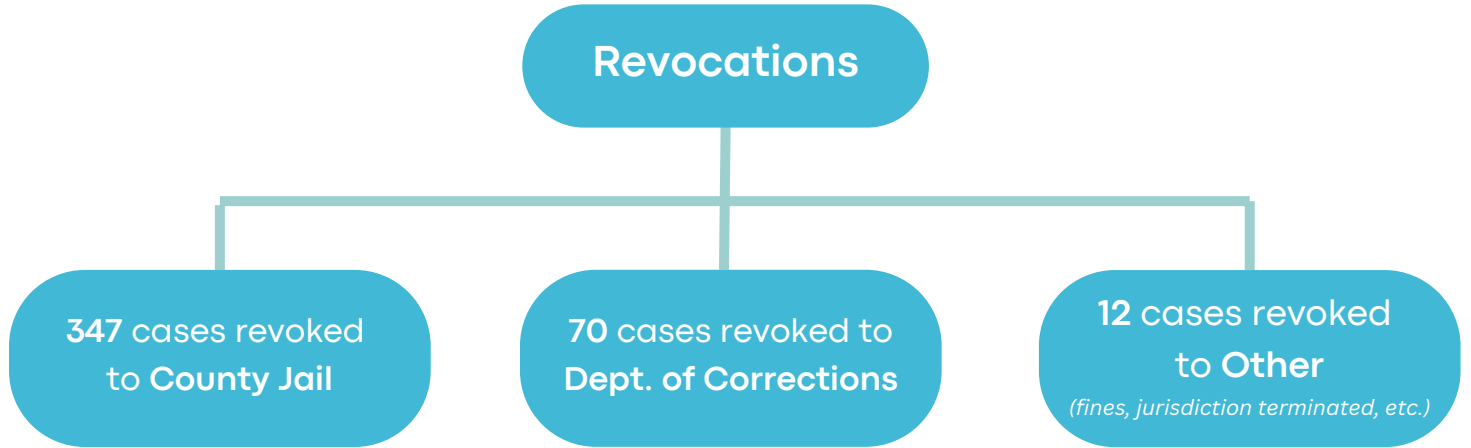
Oct - Dec 2024

81%

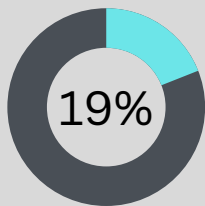
of probation cases are Not Revoked

Completed: 68%
 Unsatisfactory: 11%
 Revoked: 19%
 Other: 2%

Completed includes completion of probation and early release. Other includes death, district override, problem-solving court.



Statewide Recidivism Rate



of adults who were successfully discharged from Probation, were found responsible for another qualifying offense within three years of their release. This current recidivism rate is reported as of Dec 31, 2024. At this time, PRS cannot be separated within the recidivism data and are included in this percentage.

Recidivism by Risk Level

As predicted by the validated risk assessment tool, Level of Service/ Case Management Inventory (LS/CMI), the total population of low risk adults who discharge successfully between Jan 1, 2021 and Jan 1, 2022 (Supreme Court requires 3 years from date of release) recidivated at a lower rate than the total population of medium or high risk adults.

