



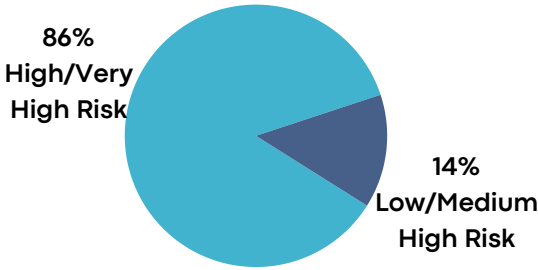
Post-Release Supervision (PRS) Quarterly Report:

Date Range:

Oct 1 - Dec 31, 2024

(unless noted)

1,342
Current Population
(Dec 31, 2024)



Average LS/CMI Score for PRS **25.8**

10.1%

of the total Adult Probation population (including misdemeanors and felonies) are PRS adults

2.5%

of PRS are currently in Abscond classification without an issued warrant.

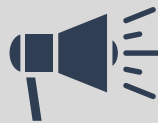
\$14.90 /day AI Population Average Supervision Cost (FY23)

Ethnicity	# of Probationers
Hispanic Origin	188
Not of Hispanic Origin	1154

Race	# of Probationers
American Indian or Alaskan Native	85 (6%)
Asian or Pacific Islander	15 (1%)
Black	307 (23%)
Other	150 (11%)
White	785 (58%)

Oct - Dec 2024

142
Investigations Ordered

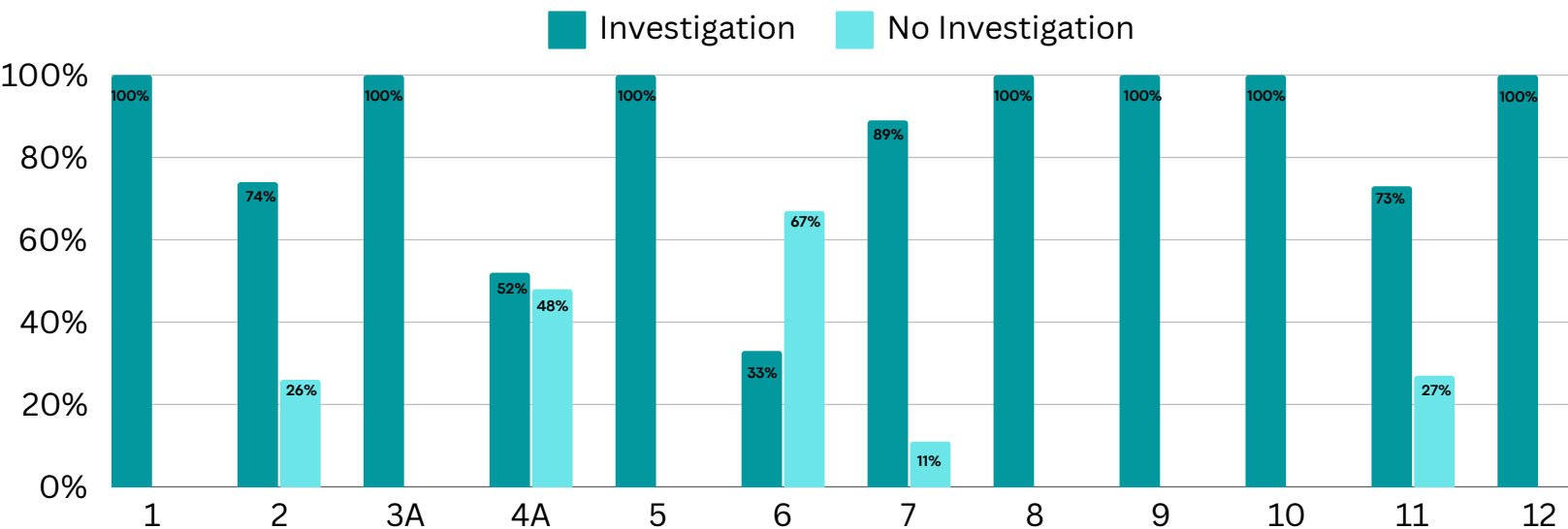


A court ordered investigation provides information to the court for conditions of post-release supervision related to identified risk and needs.

13,073

Drug Tests Collected
917
Individuals tested

PRS - % Investigations by District



1%

of custodial sanctions (N=99) had a court hearing

514

of Administrative Sanctions for PRS individuals

13%


of the total Department of Corrections population (N=724) are PRS individuals (as of Jan 2, 2025)

Access to Behavioral Health Services & Transitional Living (Q4 2024)

	Number of Individuals Served	Number of Vouchers	Dollars spent this Quarter
Transitional Living	144	259	\$478,565.00
Adult Treatment	55	67	\$83,528.50
Adult Evaluation	99	101	\$40,569.00

68%

of Motions to Revoke filed were due to New Law Violations



the remaining 32% were due to Technical Violations

67%
of PRS cases are
Not Revoked

Completed: 41%
Unsatisfactory: 23%
Revoked: 33%
Other: 3%

Completed includes completion of probation and early release. Other includes death, district override, problem-solving court.

Revocations

48 cases revoked to County Jail

21 cases revoked to Dept. of Corrections

1 case revoked to Other
(fines, jurisdiction terminated, etc.)

Initial Risk score on 1st LS/CMI and **decrease** in the average LS/CMI score between a person's first and last assessment.

20+

-16.6%

25+

-21.8%

30+

-26.1%