



Problem-Solving Courts Quarterly Report:

Date Range:

Oct 1 - Dec 31, 2024

(unless noted)

Race	Adults	Youth
American Indian or Alaskan Native	23 (3%)	-
Asian or Pacific Islander	9 (1%)	-
Black	128 (16%)	-
Other	63 (8%)	5 (71%)
White	561 (72%)	2 (29%)
Total	784	7

Current Population

Dec 31, 2024

In Referral
Adults: 130
Youth: 0

In Program
Adults: 784
Youth: 7

FY23 Average Supervision Cost

Adult = \$11.94 / day
Youth = \$21.31 / day

Ethnicity	Adults	Youth
Hispanic Origin	101 (13%)	4 (57%)
Not of Hispanic Origin	683 (87%)	3 (43%)
Unknown	-	-
Total	784	7

21,347

Adult Drug Tests Collected

Oct - Dec 2024



60

Youth Drug Tests Collected

Access to Behavioral/Mental Health Services (Q4 2024)

Adult:

240 individuals accessed financial assistance service dollars using 428 vouchers.

Total voucher amount:
\$610,306.25

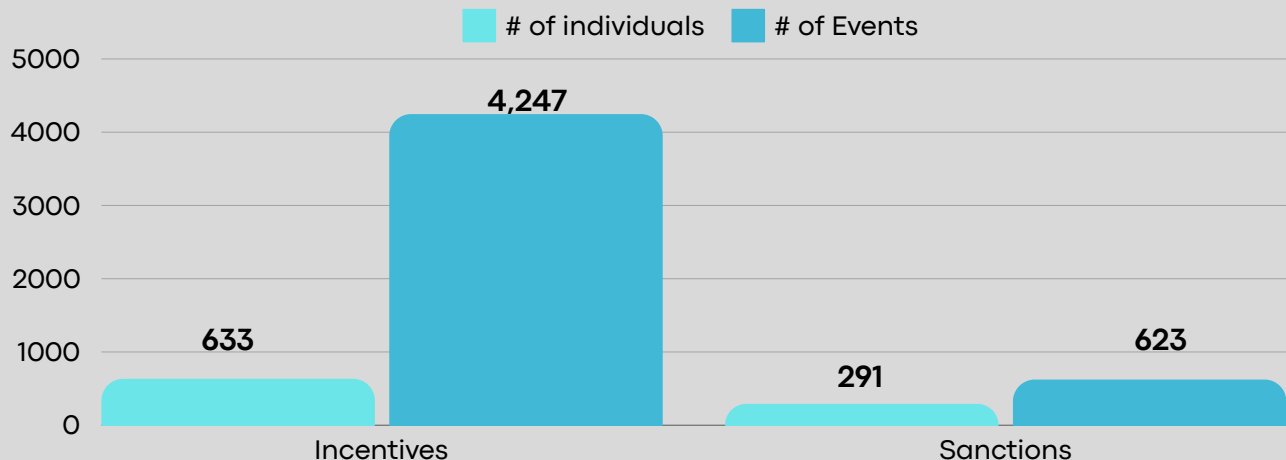


Youth:

9 individuals accessed financial assistance service dollars using 9 vouchers.

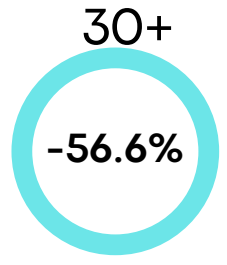
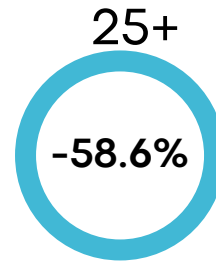
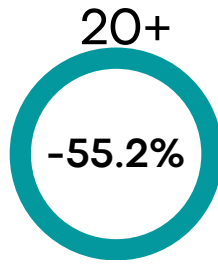
Total voucher amount:
\$5,230.50

Incentives & Sanctions

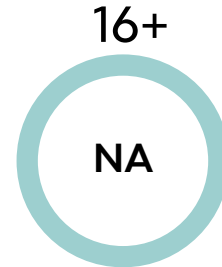


PSC Risk Reduction

Initial Risk score on 1st LS/CMI and decrease in the average LS/CMI score between a graduated adult's first and last assessment.



Initial Risk score on 1st YLS/CMI and decrease in the average YLS/CMI score between a graduated youth's first and last assessment.



63%

of individuals graduated
(Oct - Dec 2024)

Successful Completions

Every successful PSC completion is one more productive and contributing member of their community.

Discharges

Discharged: 2%

Graduated: 63%

Terminated: 27%

Voluntary Withdrawal: 8%

Statewide Recidivism Rate - Adult Only

24%

of individuals who were successfully released from Problem-Solving Court, were found responsible for another qualifying offense within 3 years of their release. This current recidivism rate is reported as of Dec 31, 2024.