

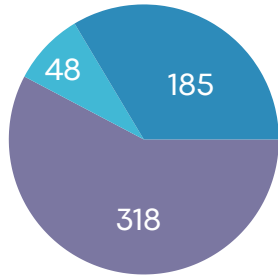


Quarterly Report:

Date Range:
Oct 1 - Dec 31, 2024
(unless noted)

3 Types of SSAS Clients

- 58% - Felony Drug
- 9% - DUI-Third
- 34% - General Felony



551

Current Population

(Dec 31, 2024)

SSAS is a specialized supervision model that works with high risk individuals, as an alternative to incarceration. This intensive case management approach, addresses individual client needs as it relates to their high risk substance use and behavioral health issues.

Ethnicity	# of Probationers
Hispanic Origin	96 (17%)
Not of Hispanic Origin	455 (83%)

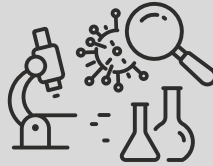
Race	# of Probationers
American Indian or Alaskan Native	34 (6%)
Asian or Pacific Islander	11 (2%)
Black	78 (14%)
Other	67 (12%)
White	361 (66%)

8,536

Drug Tests Collected

527

of Individuals Tested



20,287

of Reporting Center Visits for All Probationers

10

of Individuals Served (CAM)

Average LS/CMI Score by Type of SSAS Client

DUI-3rd+

25.3

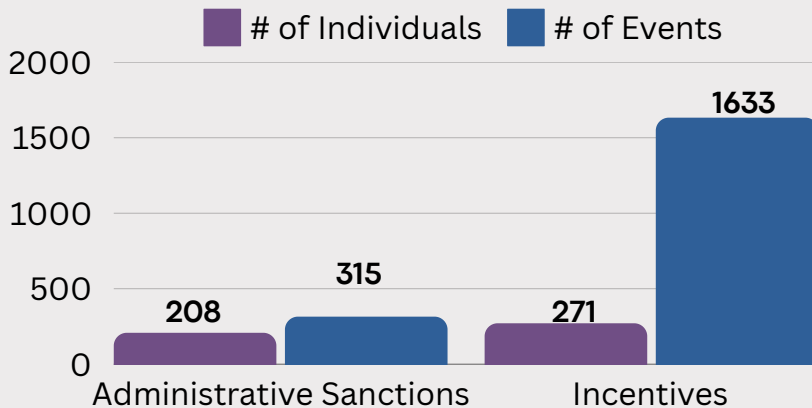
General Felony

29.6

Felony Drug

28.3

Incentives and Sanctions



Custodial Sanctions

# of Sanctions	# of Individuals
61	46
Average Custody Duration	Total Days Served
9.2	561

Access to Behavioral/Mental Health Services (Q4 2024)

Evaluations:

33 individuals accessed financial assistance service dollars using 33 vouchers.

Total voucher amount:
\$11,239.00



Treatment:

25 individuals accessed financial assistance service dollars using 40 vouchers.

Total voucher amount:
\$65,567.64

83%

of Motions to Revoke filed were due to New Law Violations

56%

of SSAS probation cases are **Not Revoked**

Completed: 32%
Unsatisfactory: 8%
Revoked: 44%
Other: 16%

Completed includes completion of probation and early release. Other includes death, district override, problem-solving court.



the remaining 17% were due to Technical Violations

Revocations

10 cases revoked to County Jail

1 cases revoked to Dept. of Corrections

0 case revoked to Other
(fines, jurisdiction terminated, etc.)

Initial Risk score on 1st LS/CMI and increase in the average LS/CMI score between a graduated adult's first and last assessment.

20+

-6.15%

25+

-7.59%

30+

-7.59%