



Juvenile Probation Quarterly Outcome Report

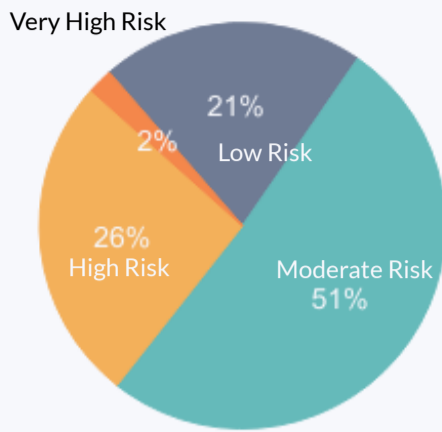
Date Range:
October 1 - December 31, 2022
(unless noted)

Current Population (December 31, 2022)

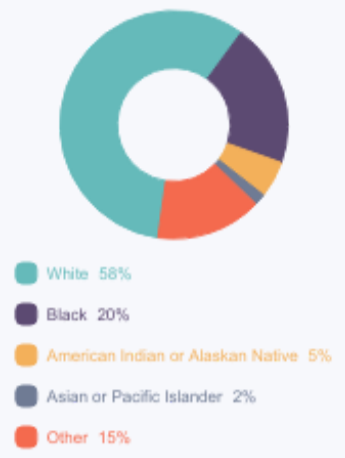
Male: 1,740
Delinquent: 1,507
Status: 233

Female: 819
Delinquent: 569
Status: 250

2,559
Current Population
(December 31, 2022)



Ethnicity	# of Juveniles
Hispanic Origin	719
Not of Hispanic Origin	1,840
Total	2,559



\$41.57/day

FY 22 Average Supervision Cost

1 Maintain detention for only those youth who pose a significant risk to the community or risk to flee the jurisdiction of the court.

47% of youth, who were detained, met the criteria on the detention screening instrument.

Detention Screenings Conducted

391

60% of youth screened were released home or to an alternative.

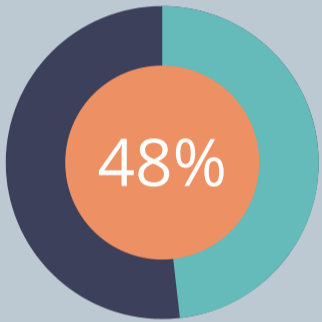
2 A higher percentage of youth will be involved in pro-social activities including school and employment.



54%

of youth that were discharged in the last 3 months reduced their risk in the education and employment domain. The discharged youth were initially placed on probation with a high YLS/CMI score for education and employment and have reduced their risk related to those key areas by the end of the probation term.

3 An increase in status youth who are diverted from the juvenile justice system or who receive a decreased term of probation supervision.



Status youth spend 48% less time on probation than delinquent youth.

12.09

Months
Delinquent



7.74

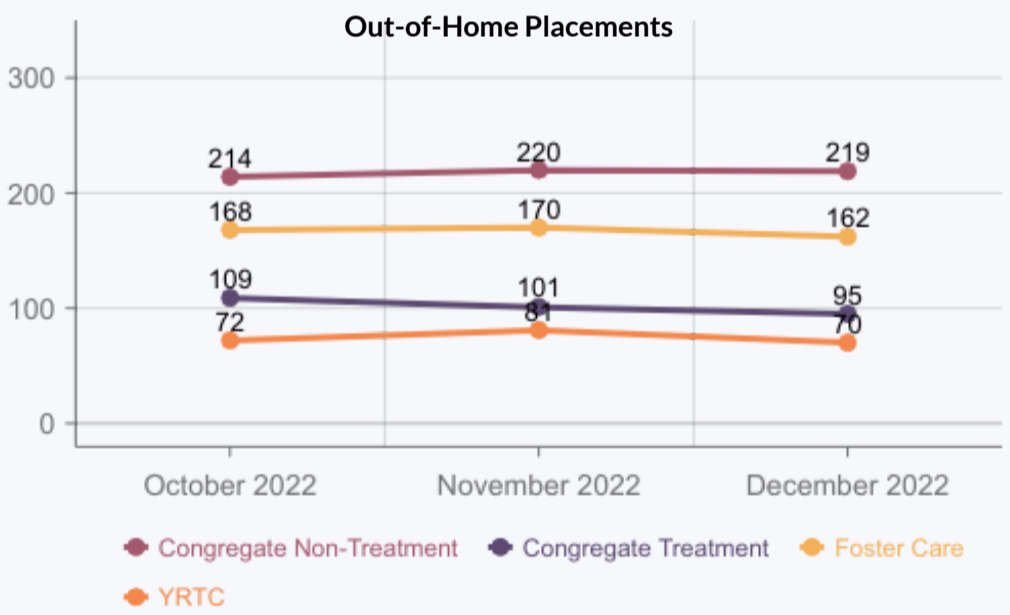
Months
Status

4 Increase use of community-based services while reducing use of out-of-home placements.



76%

of youth are supervised while at home. The remaining 27% are supervised in out-of-home placements, on December 31, 2022.



In the last 3 months

- 361 youth have accessed funds for Community-Based Treatment services.
- 808 youth have accessed funds for Community-Based Non-Treatment services.

5 Youth involved in the juvenile justice system will receive targeted supervision and services that reduce post-program recidivism.

Investigations Ordered



861

Drug Tests Collected

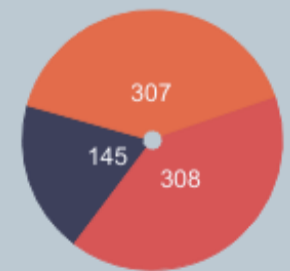


5,863

2,402

GRADUATED
RESPONSE
INCENTIVES

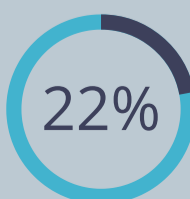
Graduated Response Sanctions



47% of all youth released from Probation saw a decrease in their overall risk score.

81% of youth were successfully released from Probation.

Statewide Recidivism Rate



of youth that were successfully discharged from Probation, were found responsible for a subsequent qualifying adjudication within one year of their release. This current recidivism rate is reported as of December 31, 2022.

Recidivism by Risk Level

As predicted by the validated risk assessment tool, Youth Level of Risk/Case Management Inventory (YLS/CMI), the total population of low risk youth who discharged successfully between December 31, 2020 and December 31, 2021 recidivated at a lower rate than the total population of moderate or high risk youth.

