

Specialized Substance Abuse Supervision (SSAS)



STATE OF
NEBRASKA
JUDICIAL BRANCH

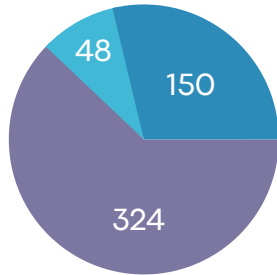
Probation Community-Based
Programs & Field Services Division

Quarterly Report:

Date Range:
January 1 - March 31, 2023
(unless noted)

3 Types of SSAS Clients

- 62% - Felony Drug
- 8% - DUI-Third
- 29% - General Felony



516

Current Population

(March 31, 2023)

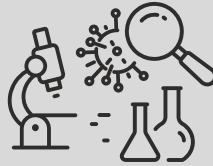
SSAS is a specialized supervision program that works with high risk substance use clients. This intensive case management approach, addresses individual client needs as it relates to their high risk behaviors and substance use issues.

Ethnicity	# of Probationers
Hispanic Origin	73 (14%)
Not of Hispanic Origin	443 (86%)

Race	# of Probationers
American Indian or Alaskan Native	23 (4%)
Asian or Pacific Islander	5 (1%)
Black	77 (15%)
Other	58 (11%)
White	353 (68%)

8,027

Drug Tests Collected



15,791

of Reporting Center Visits
for All Probationers

Average LS/CMI Score by Type of SSAS Client

DUI-3rd+

23.7

(N=43)

General Felony

28.8

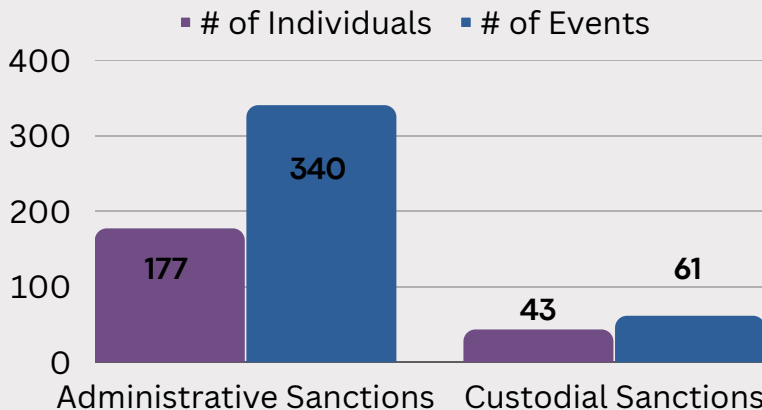
(N=152)

Felony Drug

27.9

(N=321)

Incentives and Sanctions



Custodial Sanctions

# of Sanctions	# of Individuals
61	43
Average Custody Duration	Total Days Served
8.6	523

Access to Behavioral/Mental Health Services (Q1 2023)

Evaluations:

14 individuals accessed financial assistance service dollars using 14 vouchers.

Total voucher amount:
\$4,016.00




Treatment:

36 individuals accessed financial assistance service dollars using 45 vouchers.

Total voucher amount:
\$37,859.00

90%

of Motions to Revoke filed were due to New Law Violations



the remaining 10% were due to Technical Violations

86%

of SSAS probation cases are **Not Revoked**

Completed: 62%

Unsatisfactory: 22%

Revoked: 14%

Other: 3%

Completed includes completion of probation and early release. Other includes death, district override, problem-solving court.

Revocations

4 case revoked to County Jail

5 cases revoked to Dept. of Corrections

2 cases revoked to Other
(fines, jurisdiction terminated, etc.)

Initial Risk score on 1st LS/CMI and decrease in the average LS/CMI score between a graduated adult's first and last assessment.

20+

-12.21%

25+

-15.43%

30+

-29.79%