



Nebraska Judicial Branch
Annual Caseload Report

District Courts

Fiscal Year 2015

July 1, 2014 to

June 30, 2015



Nebraska District Courts Annual Caseload Report

Fiscal Year 2014 — July 1, 2013 to June 30, 2014

This Annual District Court Caseload Report contains caseload statistics for Nebraska's 93 District Courts, grouped into twelve Judicial Districts. Statistics are compiled through extracts from the JUSTICE automated trial court case management system. Providing court statistics ensures transparency to the public and assists administration in ensuring efficient court practices.

Caseload statistics demonstrate the volume of cases in each jurisdiction and the changes that occur over time. Data are useful in determining staffing levels and for predicting the effect on caseloads due to changes in the law.

Reports are available for all levels of state appellate and trial courts at www.supremecourt.ne.gov > Administration > Publications and Reports.

Mission of the Nebraska Administrative Office of the Courts:

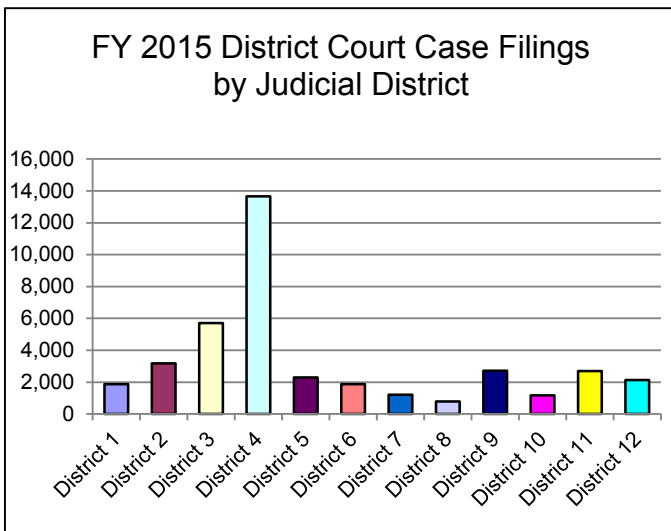
Under the direction of the Nebraska Supreme Court, the Administrative Office of the Courts' mission is to ensure the public has equal access to justice, using leadership, education, technology, and administrative services to implement consistent, efficient, and effective court practices.



**Corey R. Steel | Nebraska State Court Administrator
Nebraska Supreme Court**

Rm. 1213 State Capitol | P.O. Box 98910 | Lincoln, NE 68509
T 402.471.3730 | F 402.471.2197
www.supremecourt.ne.gov

FY 2015 Nebraska District Court Annual Case Filings

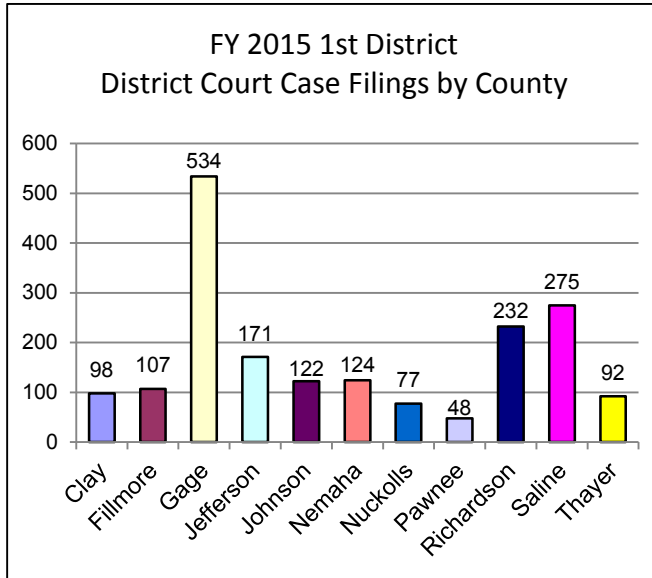


Historical Case Filings	
2006	41,361
2007	41,381
2008	42,795
2009	42,900
2010	42,942
2011	41,354
2012	40,188
2013	39,659
FY 2014	39,174
FY 2015	39,327

Cases Filed By Category By District FY 2015					
Judicial District	Criminal	Regular Civil	Domestic Relations	Appellate Action	Totals
District 1	363	304	1,171	42	1,880
District 2	759	426	1,963	34	3,182
District 3	1,448	876	3,269	119	5,712
District 4	3,456	2,023	8,081	104	13,664
District 5	581	314	1,380	26	2,301
District 6	486	220	1,144	19	1,869
District 7	360	151	684	7	1,202
District 8	157	192	433	4	786
District 9	943	244	1,493	35	2,715
District 10	288	162	722	7	1,179
District 11	862	378	1,445	20	2,705
District 12	620	403	1,081	28	2,132
Total	10,323	5,693	22,866	445	39,327

3,140 domestic relations cases were referred to county judges.

1st Judicial District - District Court

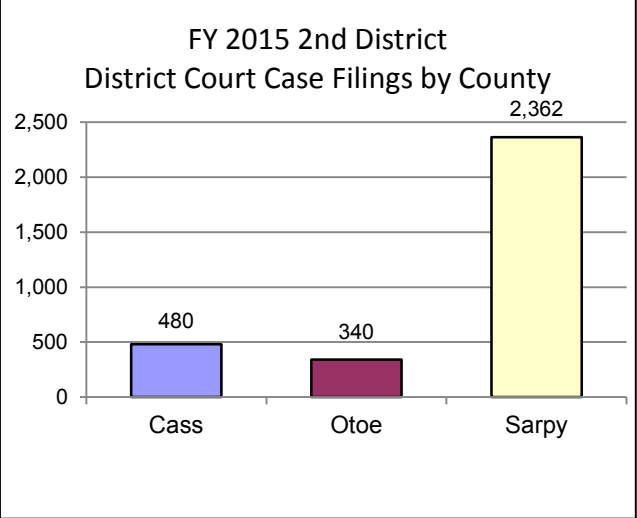


Historical Case Filings	
2006	2,241
2007	2,224
2008	2,182
2009	2,247
2010	2,234
2011	2,208
2012	1,934
2013	1,919
FY 2014	1,929
FY 2015	1,880

FY 2015 Cases Filed By Category By Category					
County	Criminal	Regular Civil	Domestic Relations	Appellate Action	Totals
Clay	11	21	64	2	98
Fillmore	32	16	58	1	107
Gage	100	45	370	19	534
Jefferson	37	39	94	1	171
Johnson	16	41	50	15	122
Nemaha	31	19	74	0	124
Nuckolls	5	19	53	0	77
Pawnee	11	6	29	2	48
Richardson	41	37	153	1	232
Saline	61	45	168	1	275
Thayer	18	16	58	0	92
Total	363	304	1,171	42	1,880

141 domestic relations cases were referred to county judges.

2nd Judicial District - District Court

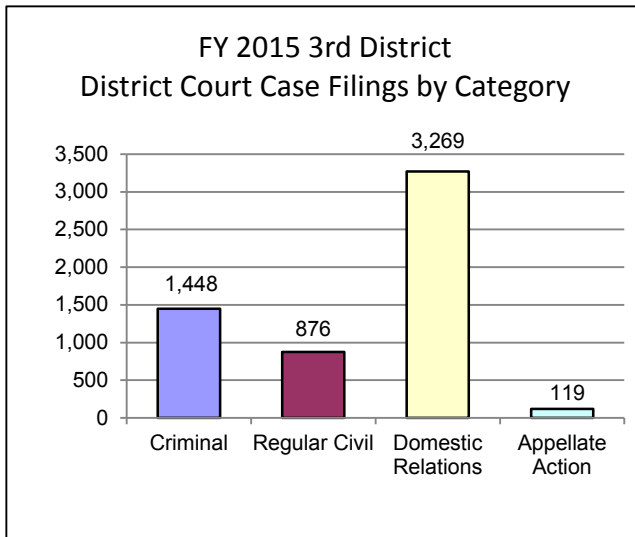


Historical Case Filings	
2006	3,409
2007	3,366
2008	3,245
2009	3,366
2010	3,484
2011	3,348
2012	3,154
2013	3,164
FY 2014	3,138
FY 2015	3,182

FY 2015 Cases Filed By Category By Category					
County	Criminal	Regular Civil	Domestic Relations	Appellate Action	Totals
Cass	112	76	290	2	480
Otoe	70	37	231	2	340
Sarpy	577	313	1,442	30	2,362
Total	759	426	1,963	34	3,182

168 domestic relations cases were referred to county judges.

3rd Judicial District - District Court

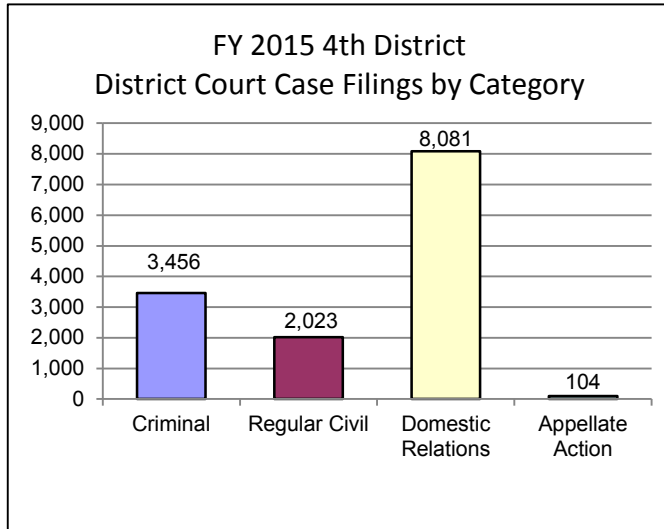


Year	Total Filings
2006	5,619
2007	5,758
2008	5,847
2009	5,703
2010	5,801
2011	5,938
2012	5,715
2013	5,986
FY 2014	5,965
FY 2015	5,712

County	Criminal	Regular Civil	Domestic Relations	Appellate Action	Totals
Lancaster	1,448	876	3,269	119	5,712
Total	1,448	876	3,269	119	5,712

420 domestic relations cases were referred to county judges.

4th Judicial District - District Court

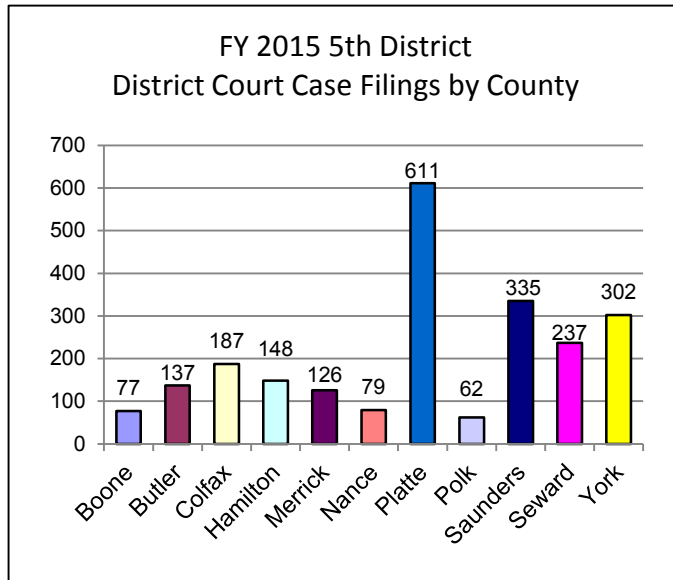


Historical Case Filings	
2006	14,132
2007	14,111
2008	15,938
2009	15,469
2010	15,017
2011	14,133
2012	13,847
2013	13,429
FY 2014	13,294
FY 2015	13,664

FY 2015 Cases Filed By Category By Category					
County	Criminal	Regular Civil	Domestic Relations	Appellate Action	Totals
Douglas	3,456	2,023	8,081	104	13,664
Total	3,456	2,023	8,081	104	13,664

1,160 domestic relations cases were referred to county judges.

5th Judicial District - District Court

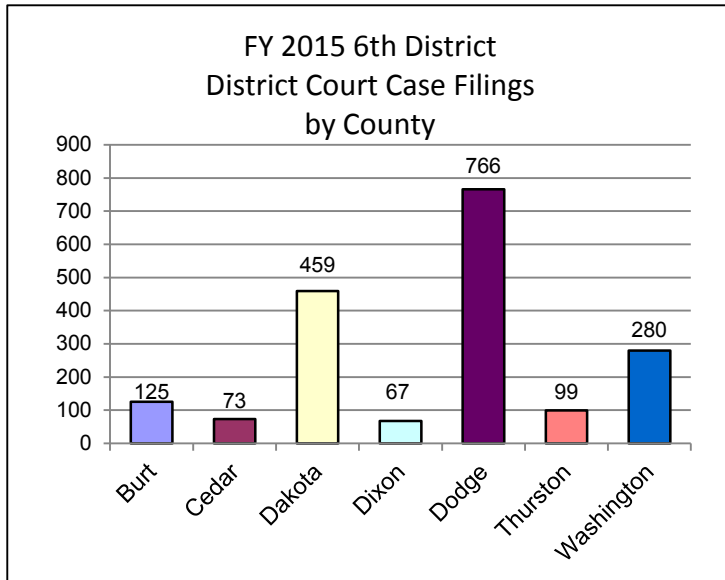


Historical Case Filings	
2006	2,729
2007	2,770
2008	2,496
2009	2,641
2010	2,656
2011	2,577
2012	2,539
2013	2,448
FY 2014	2,437
FY 2015	2,301

FY 2015 Cases Filed By Category By Category					
County	Criminal	Regular Civil	Domestic Relations	Appellate Action	Totals
Boone	19	16	41	1	77
Butler	39	16	78	4	137
Colfax	47	17	122	1	187
Hamilton	44	22	82	0	148
Merrick	24	39	60	3	126
Nance	19	10	50	0	79
Platte	99	58	449	5	611
Polk	14	13	35	0	62
Saunders	96	55	179	5	335
Seward	98	39	96	4	237
York	82	29	188	3	302
Total	581	314	1,380	26	2,301

190 domestic relations cases were referred to county judges.

6th Judicial District - District Court

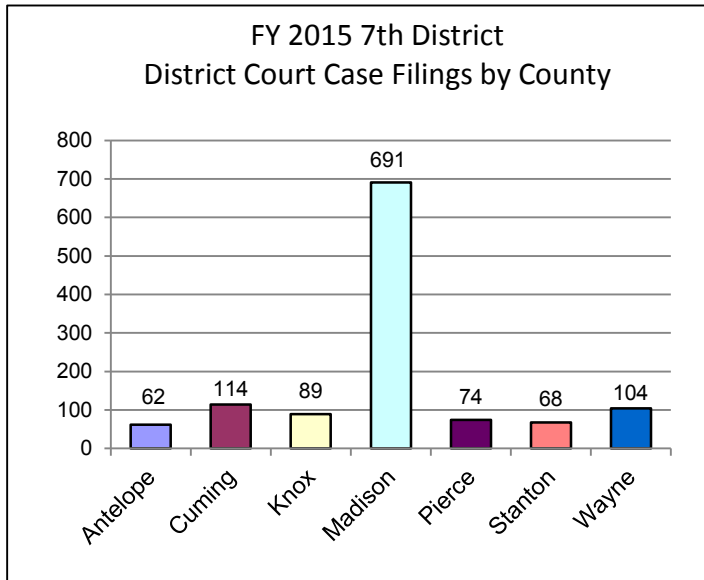


Year	Case Filings
2006	2,065
2007	2,010
2008	1,941
2009	2,106
2010	2,009
2011	1,801
2012	1,903
2013	1,861
FY 2014	1,835
FY 2015	1,869

County	Criminal	Regular Civil	Domestic Relations	Appellate Action	Totals
Burt	22	21	78	4	125
Cedar	7	17	49	0	73
Dakota	202	41	211	5	459
Dixon	9	9	47	2	67
Dodge	193	65	504	4	766
Thurston	17	9	73	0	99
Washington	36	58	182	4	280
Total	486	220	1,144	19	1,869

178 domestic relations cases were referred to county judges.

7th Judicial District - District Court

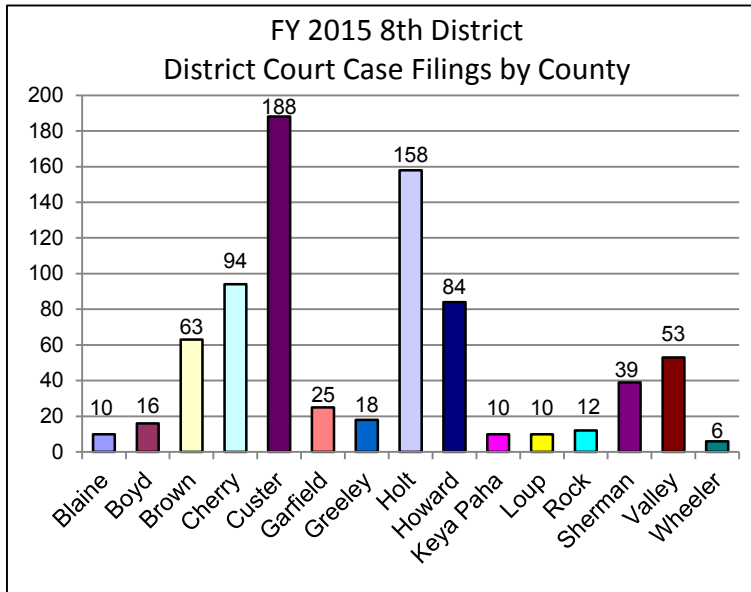


Year	Number of Filings
2006	1,511
2007	1,443
2008	1,375
2009	1,504
2010	1,595
2011	1,470
2012	1,424
2013	1,311
FY 2014	1,219
FY 2015	1,202

County	Criminal	Regular Civil	Domestic Relations	Appellate Action	Totals
Antelope	23	7	32	0	62
Cumming	25	12	76	1	114
Knox	14	13	62	0	89
Madison	255	66	365	5	691
Pierce	10	15	49	0	74
Stanton	10	17	40	1	68
Wayne	23	21	60	0	104
Total	360	151	684	7	1,202

67 domestic relations cases were referred to county judges.

8th Judicial District - District Court

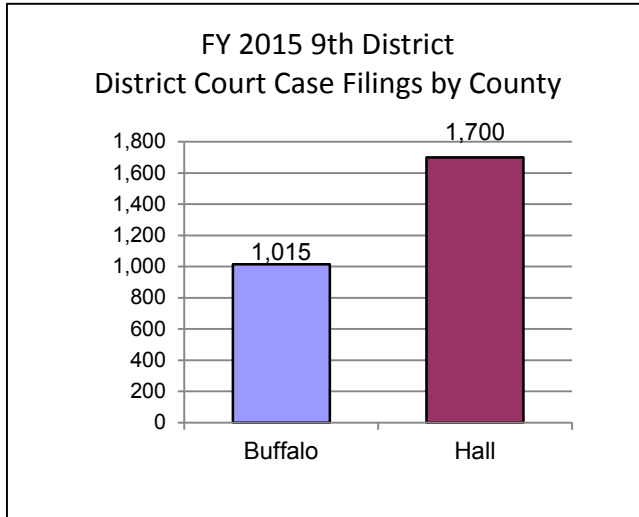


Historical Case Filings	
2006	914
2007	1,025
2008	874
2009	855
2010	902
2011	865
2012	861
2013	878
FY 2014	784
FY 2015	786

FY 2015 Cases Filed By Category By Category					
County	Criminal	Regular Civil	Domestic Relations	Appellate Action	Totals
Blaine	0	1	9	0	10
Boyd	5	8	3	0	16
Brown	9	15	39	0	63
Cherry	21	18	54	1	94
Custer	40	45	103	0	188
Garfield	2	8	14	1	25
Greeley	2	6	10	0	18
Holt	37	39	82	0	158
Howard	16	21	46	1	84
Keya Paha	0	7	2	1	10
Loup	0	1	9	0	10
Rock	0	3	9	0	12
Sherman	12	9	18	0	39
Valley	12	8	33	0	53
Wheeler	1	3	2	0	6
Total	157	192	433	4	786

52 domestic relations cases were referred to county judges.

9th Judicial District - District Court

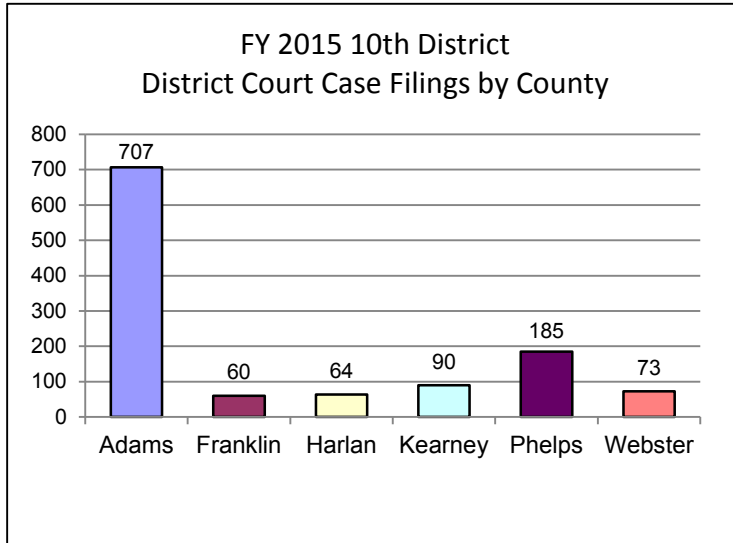


Year	Case Filings
2006	2,575
2007	2,611
2008	2,674
2009	2,634
2010	2,716
2011	2,788
2012	2,673
2013	2,577
FY 2014	2,537
FY 2015	2,715

County	Criminal	Regular Civil	Domestic Relations	Appellate Action	Totals
Buffalo	280	112	600	23	1,015
Hall	663	132	893	12	1,700
Total	943	244	1,493	35	2,715

193 domestic relations cases were referred to county judges.

10th Judicial District - District Court

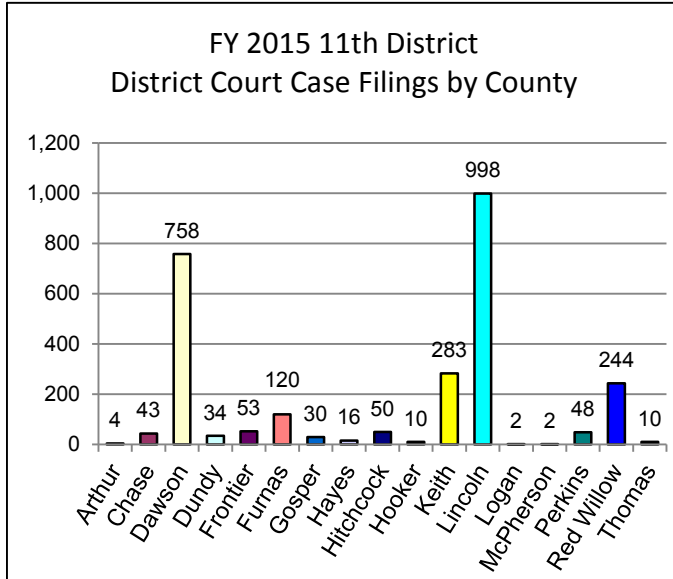


Historical Case Filings	
2006	1,435
2007	1,517
2008	1,523
2009	1,625
2010	1,706
2011	1,400
2012	1,332
2013	1,217
FY 2014	1,232
FY 2015	1,179

FY 2015 Cases Filed By Category By Category					
County	Criminal	Regular Civil	Domestic Relations	Appellate Action	Totals
Adams	210	73	418	6	707
Franklin	5	20	35	0	60
Harlan	9	14	41	0	64
Kearney	19	8	62	1	90
Phelps	34	29	122	0	185
Webster	11	18	44	0	73
Total	288	162	722	7	1,179

52 domestic relations cases were referred to county judges.

11th Judicial District - District Court

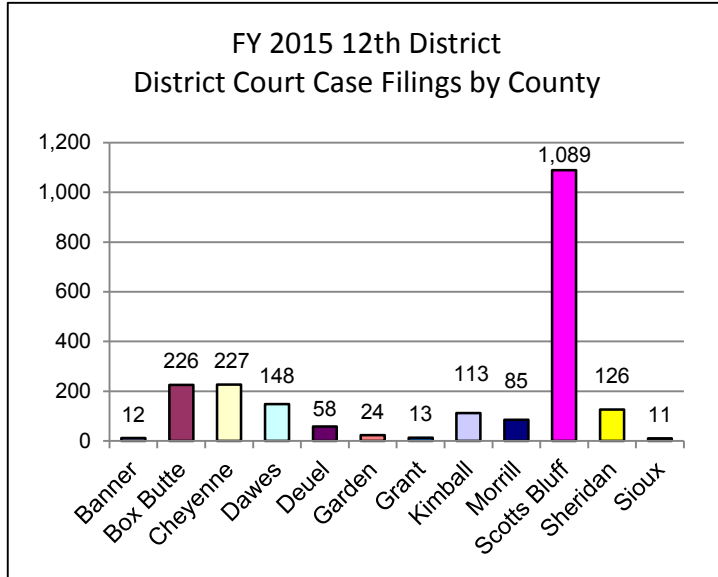


Historical Case Filings	
2006	2,388
2007	2,294
2008	2,366
2009	2,375
2010	2,477
2011	2,473
2012	2,585
2013	2,659
FY 2014	2,658
FY 2015	2,705

FY 2015 Cases Filed By Category By Category					
County	Criminal	Regular Civil	Domestic Relations	Appellate Action	Totals
Arthur	0	1	3	0	4
Chase	8	12	23	0	43
Dawson	324	59	368	7	758
Dundy	5	14	13	2	34
Frontier	11	17	24	1	53
Furnas	14	17	89	0	120
Gosper	5	6	19	0	30
Hayes	4	6	6	0	16
Hitchcock	13	16	21	0	50
Hooker	0	1	9	0	10
Keith	117	27	139	0	283
Lincoln	290	146	556	6	998
Logan	0	0	2	0	2
McPherson	0	2	0	0	2
Perkins	6	18	24	0	48
Red Willow	64	34	142	4	244
Thomas	1	2	7	0	10
Total	862	378	1,445	20	2,705

1 domestic relations case was referred to county judges.

12th Judicial District - District Court



Year	Total Filings
2006	2,316
2007	2,386
2008	2,348
2009	2,375
2010	2,345
2011	2,353
2012	2,221
2013	2,210
FY 2014	2,146
FY 2015	2,132

County	Criminal	Regular Civil	Domestic Relations	Appellate Action	Totals
Banner	1	5	6	0	12
Box Butte	37	34	148	7	226
Cheyenne	82	31	109	5	227
Dawes	23	28	95	2	148
Deuel	35	10	12	1	58
Garden	1	10	13	0	24
Grant	4	4	5	0	13
Kimball	29	27	57	0	113
Morrill	11	24	50	0	85
Scotts Bluff	359	190	531	9	1,089
Sheridan	38	33	51	4	126
Sioux	0	7	4	0	11
Total	620	403	1,081	28	2,132

68 domestic relations case was referred to county judges.