



Nebraska Judicial Branch
Annual Caseload Report

County Courts

Fiscal Year 2016

July 1, 2015 to
June 30, 2016



Nebraska County Courts Annual Caseload Report

Fiscal Year 2016 — July 1, 2015 to June 30, 2016

This Annual County Court Caseload Report contains caseload statistics for Nebraska's 93 County Courts, grouped into twelve Judicial Districts. Statistics are compiled with data from the JUSTICE automated trial court case management system. Providing court statistics ensures transparency to the public and assists administration in ensuring efficient court practices.

Caseload data is now produced with a new, more reliable reporting software tool. Prior to FY 2016, caseload data was extracted and aggregated monthly through a programmed process. The 10 year history section of the FY 2016 Caseload Report should not be compared to previous years' reports.

Caseload statistics demonstrate the volume of cases opened in each jurisdiction and the changes that occur over time. Results of this report are used to determine judicial resource needs and staffing levels for County Courts.

Reports are available for all levels of state appellate and trial courts at www.supremecourt.ne.gov > Administration > Publications and Reports.

Mission of the Nebraska Administrative Office of the Courts:

Under the direction of the Nebraska Supreme Court, the Administrative Office of the Courts' mission is to ensure the public has equal access to justice, using leadership, education, technology, and administrative services to implement consistent, efficient, and effective court practices.

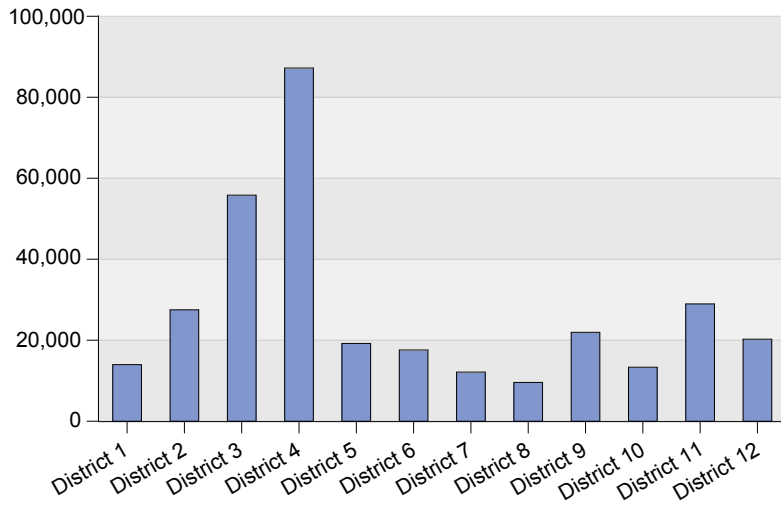


Corey R. Steel | Nebraska State Court Administrator
Nebraska Supreme Court

Rm. 1213 State Capitol | P.O. Box 98910 | Lincoln, NE 68509
T 402.471.3730 | F 402.471.2197
www.supremecourt.ne.gov

FY 2016 Nebraska County Court Adult Annual Cases Opened

FY 2016 County Court Adult Cases Opened by District



Historical Case Opened			
Year	Adult Court	Juvenile Court	Total Case Filings
FY 2007	390,735	6,850	397,585
FY 2008	407,361	6,605	413,966
FY 2009	420,787	6,631	427,418
FY 2010	393,866	5,745	399,611
FY 2011	391,327	5,733	397,060
FY 2012	380,388	5,895	386,283
FY 2013	354,926	5,354	360,280
FY 2014	341,644	4,868	346,512
FY 2015	328,392	5,225	333,617
FY 2016	327,499	5,189	332,688

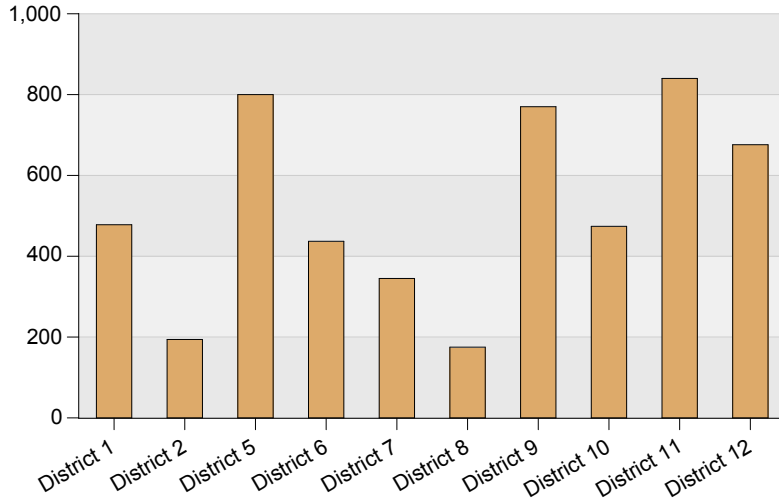
FY 2016 Adult Court Cases Opened by Category and District

	Misd/Ordinary Traffic	Misd/Ordinary Non-Traffic	Felony	Civil	Probate/Inheritance Tax	Small Claims	Guardian/Conservator	Adoption	Summary
District 1	7,515	2,495	488	2,885	367	130	71	20	13,971
District 2	12,500	5,959	1,354	6,749	424	272	166	83	27,507
District 3	21,106	16,798	2,593	13,598	748	526	293	157	55,819
District 4	30,567	24,063	4,213	25,216	1,274	1,079	564	235	87,211
District 5	7,610	4,531	956	5,001	674	245	138	53	19,208
District 6	7,937	4,083	1,050	3,724	397	232	121	39	17,583
District 7	5,895	2,991	474	2,112	333	201	81	38	12,125
District 8	5,130	1,823	343	1,692	323	187	60	18	9,576
District 9	8,392	5,333	1,233	6,302	291	217	114	67	21,949
District 10	5,963	2,125	508	4,113	354	145	90	34	13,332
District 11	14,072	6,411	1,452	5,970	473	390	134	65	28,967
District 12	9,146	4,743	1,132	4,455	384	253	79	59	20,251
Summary	135,833	81,355	15,796	81,817	6,042	3,877	1,911	868	327,499

3,387 domestic relations cases were referred to county judges.

FY 2016 Nebraska County Court Juvenile Annual Cases Opened

FY 2016 County Court Juvenile Cases Opened by District



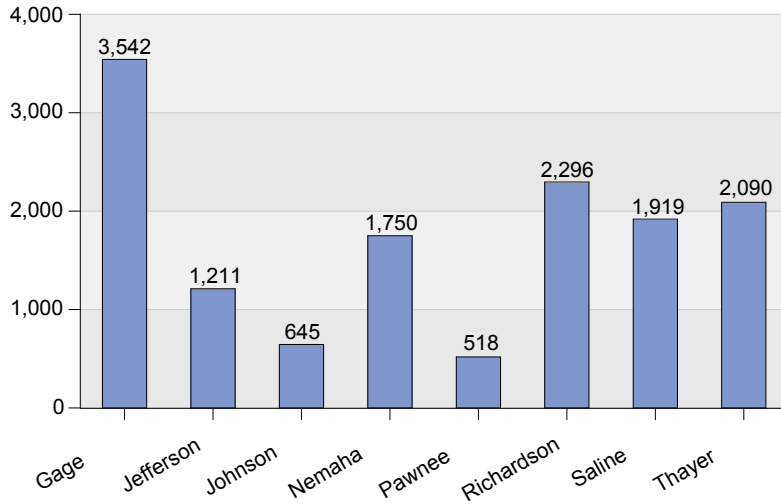
Historical Cases Opened			
Year	Adult Court	Juvenile Court	Total Case Filings
FY 2007	390,735	6,850	397,585
FY 2008	407,361	6,605	413,966
FY 2009	420,787	6,631	427,418
FY 2010	393,866	5,745	399,611
FY 2011	391,327	5,733	397,060
FY 2012	380,388	5,895	386,283
FY 2013	354,926	5,354	360,280
FY 2014	341,644	4,868	346,512
FY 2015	328,392	5,225	333,617
FY 2016	327,499	5,189	332,688

FY 2016 Juvenile Court Cases Opened by Category and District

	Misdemeanor (1)	Felony (2)	Neglected / Dependent (3A)	Status Offender (3B)	Mentally Ill and Dangerous (3C)	Infraction (4)	Parental (5-8)	Summary
District 1	256	36	102	70	0	14	0	478
District 2	119	17	41	15	0	0	2	194
District 5	426	57	186	45	5	79	2	800
District 6	220	56	112	43	1	1	4	437
District 7	212	26	78	21	5	2	1	345
District 8	88	24	50	11	2	0	0	175
District 9	486	88	141	49	2	0	4	770
District 10	204	34	137	35	2	62	0	474
District 11	471	49	207	88	9	15	1	840
District 12	324	44	198	96	2	9	3	676
Summary	2,806	431	1,252	473	28	182	17	5,189

1st Judicial District - County Court Adult Cases Opened

FY 2016 County Court Adult Cases Opened by District



Year	Adult Court	Juvenile Court	Total Case Filings
FY 2007	15,388	442	15,830
FY 2008	16,143	368	16,511
FY 2009	15,382	388	15,770
FY 2010	13,368	414	13,782
FY 2011	13,214	395	13,609
FY 2012	13,060	500	13,560
FY 2013	11,570	493	12,063
FY 2014	12,800	430	13,230
FY 2015	12,232	459	12,691
FY 2016	13,971	478	14,449

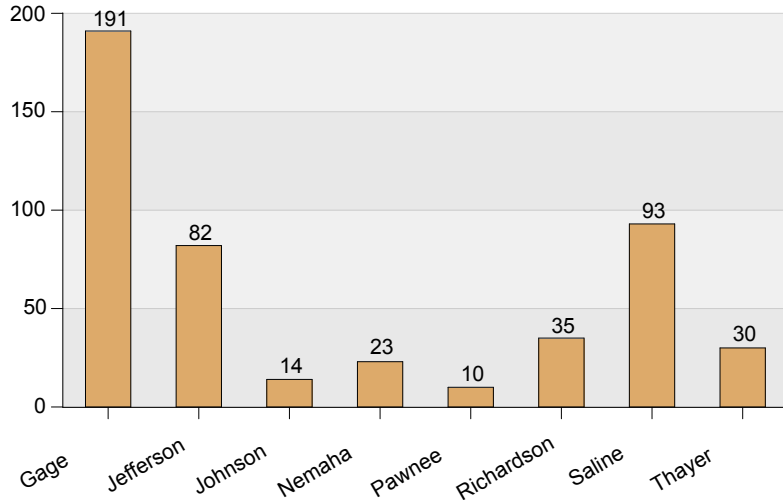
FY 2016 Adult Court Cases Opened by County and Category

	Misd/Ordinary Traffic	Misd/Ordinary Non-Traffic	Felony	Civil	Probate/ Inheritance Tax	Small Claims	Guardian/ Conservator	Adoption	Summary
Gage	1,364	811	213	978	111	27	32	6	3,542
Jefferson	516	260	70	307	39	14	1	4	1,211
Johnson	247	126	32	196	26	15	3	0	645
Nemaha	1,150	245	42	265	33	12	1	2	1,750
Pawnee	300	74	9	102	22	4	5	2	518
Richardson	1,496	441	35	257	48	14	4	1	2,296
Saline	757	411	73	572	59	28	14	5	1,919
Thayer	1,685	127	14	208	29	16	11	0	2,090
Summary	7,515	2,495	488	2,885	367	130	71	20	13,971

267 domestic relations cases were referred to county judges.

1st Judicial District - County Court Juvenile Cases Opened

FY 2016 County Court Juvenile Cases Opened by District



Historical Cases Opened			
Year	Adult Court	Juvenile Court	Total Case Filings
FY 2007	15,388	442	15,830
FY 2008	16,143	368	16,511
FY 2009	15,382	388	15,770
FY 2010	13,368	414	13,782
FY 2011	13,214	395	13,609
FY 2012	13,060	500	13,560
FY 2013	11,570	493	12,063
FY 2014	12,800	430	13,230
FY 2015	12,232	459	12,691
FY 2016	13,971	478	14,449

FY 2016 Juvenile Court Cases Opened by County and Category

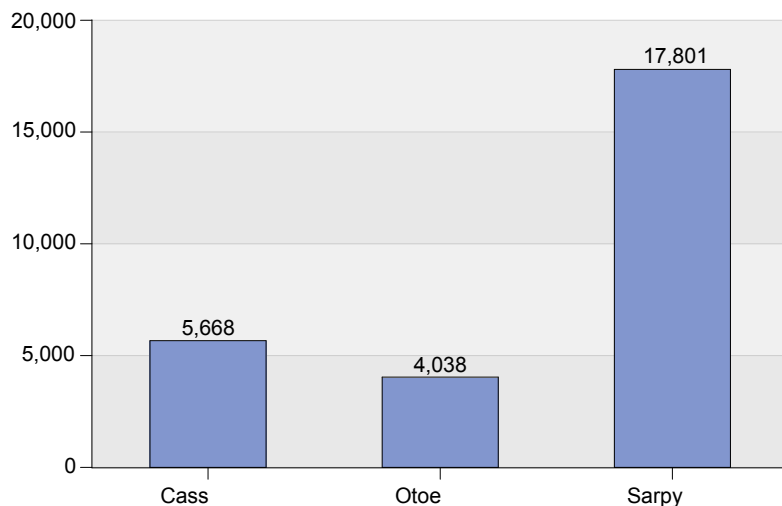
	Misdemeanor (1)	Felony (2)	Neglected / Dependent (3A)	Status Offender (3B)	Infraction (4)	Summary
Gage	80	13	38	60	0	191
Jefferson	62	5	14	1	0	82
Johnson	3	3	7	1	0	14
Nemaha	9	2	11	1	0	23
Pawnee	0	0	10	0	0	10
Richardson	15	3	10	7	0	35
Saline	66	7	11	0	9	93
Thayer	21	3	1	0	5	30
Summary	256	36	102	70	14	478

Saline County had 11 Juvenile 3A cases opened which involved 18 children.

Unless otherwise noted, one juvenile case was opened per child involved.

2nd Judicial District - County Court Adult Cases Opened

FY 2016 County Court Adult Cases Opened by District



Historical Cases Opened			
Year	Adult Court	Juvenile Court	Total Case Filings
FY 2007	38,096	300	38,396
FY 2008	39,073	316	39,389
FY 2009	39,002	342	39,344
FY 2010	35,660	284	35,944
FY 2011	33,764	248	34,012
FY 2012	31,223	266	31,489
FY 2013	28,533	233	28,766
FY 2014	27,961	213	28,174
FY 2015	27,310	230	27,540
FY 2016	27,507	194	27,701

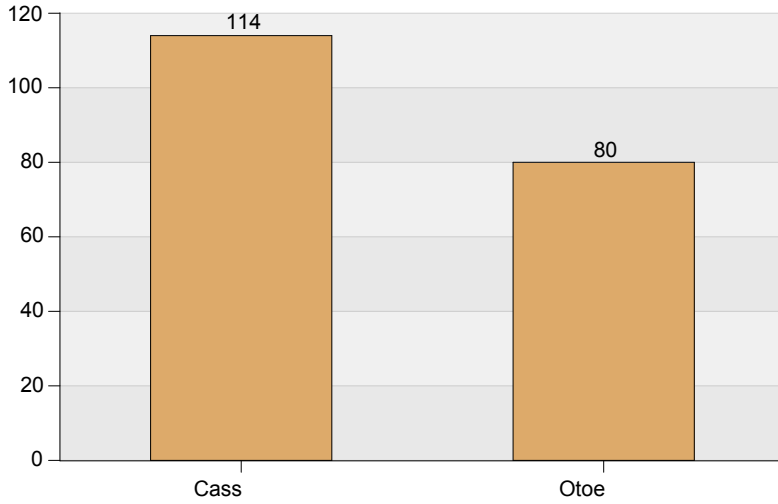
FY 2016 Adult Court Cases Opened by County and Category

	Misd/Ordinary Traffic	Misd/Ordinary Non-Traffic	Felony	Civil	Small Claims	Probate/Inheritance Tax	Guardian/Conservator	Adoption	Summary
Cass	3,512	947	157	892	34	87	29	10	5,668
Otoe	2,461	518	128	793	50	66	16	6	4,038
Sarpy	6,527	4,494	1,069	5,064	188	271	121	67	17,801
Summary	12,500	5,959	1,354	6,749	272	424	166	83	27,507

229 domestic relations cases were referred to county judges.

2nd Judicial District - County Court Juvenile Cases Opened

FY 2016 County Court Juvenile Cases Opened by District



Historical Cases Opened			
Year	Adult Court	Juvenile Court	Total Case Filings
FY 2007	38,096	300	38,396
FY 2008	39,073	316	39,389
FY 2009	39,002	342	39,344
FY 2010	35,660	284	35,944
FY 2011	33,764	248	34,012
FY 2012	31,223	266	31,489
FY 2013	28,533	233	28,766
FY 2014	27,961	213	28,174
FY 2015	27,310	230	27,540
FY 2016	27,507	194	27,701

FY 2016 Juvenile Court Cases Opened by County and Category

	Misdemeanor (1)	Felony (2)	Neglected / Dependent (3A)	Status Offender (3B)	Parental (5-8)	Summary
Cass	75	11	19	7	2	114
Otoe	44	6	22	8	0	80
Summary	119	17	41	15	2	194

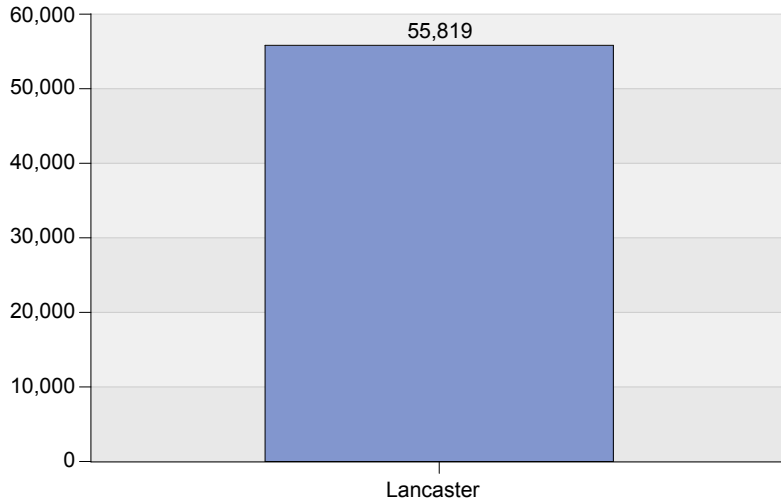
Otoe County had 22 Juvenile 3A cases opened which involved 37 children.

Cass County had 19 Juvenile 3A cases opened which involved 33 children.

Unless otherwise noted, one juvenile case was opened per child involved.

3rd Judicial District - County Court Adult Cases Opened

FY 2016 County Court Adult Cases Opened by District



Historical Cases Opened			
Year	Adult Court	Juvenile Court	Total Case Filings
FY 2007	67,230	0	67,230
FY 2008	69,190	0	69,190
FY 2009	72,920	0	72,920
FY 2010	66,740	0	66,740
FY 2011	64,494	0	64,494
FY 2012	63,178	0	63,178
FY 2013	59,051	0	59,051
FY 2014	61,824	0	61,824
FY 2015	57,885	0	57,885
FY 2016	55,819	0	55,819

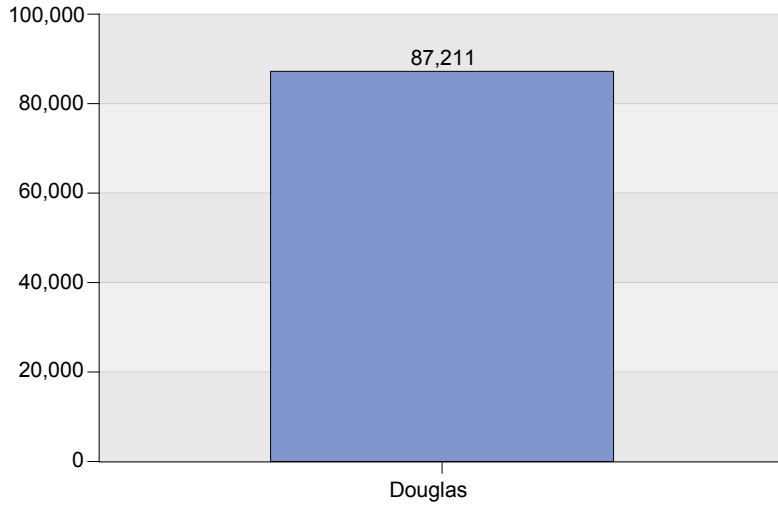
FY 2016 Adult Court Cases Opened by County and Category

	Misd/Ordinary Traffic	Misd/Ordinary Non-Traffic	Felony	Civil	Small Claims	Probate/ Inheritance Tax	Guardian/ Conservator	Adoption	Summary
Lancaster	21,106	16,798	2,593	13,598	526	748	293	157	55,819
Summary	21,106	16,798	2,593	13,598	526	748	293	157	55,819

372 domestic relations cases were referred to county judges.

4th Judicial District - County Court Adult Cases Opened

FY 2016 County Court Adult Cases Opened by District



Historical Cases Opened			
Year	Adult Court	Juvenile Court	Total Case Filings
FY 2007	98,150	0	98,150
FY 2008	106,858	0	106,858
FY 2009	115,055	0	115,055
FY 2010	109,835	0	109,835
FY 2011	115,416	0	115,416
FY 2012	114,987	0	114,987
FY 2013	102,461	0	102,461
FY 2014	92,279	0	92,279
FY 2015	86,478	0	86,478
FY 2016	87,211	0	87,211

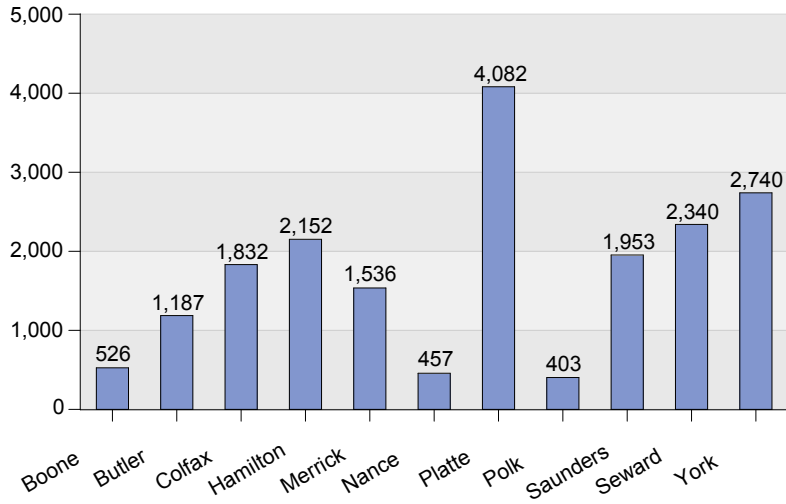
FY 2016 Adult Court Cases Opened by County and Category

	Misd/Ordinary Traffic	Misd/Ordinary Non-Traffic	Felony	Civil	Small Claims	Probate/ Inheritance Tax	Guardian/ Conservator	Adoption	Summary
Douglas	30,567	24,063	4,213	25,216	1,079	1,274	564	235	87,211
Summary	30,567	24,063	4,213	25,216	1,079	1,274	564	235	87,211

1,670 domestic relations cases were referred to county judges.

5th Judicial District - County Court Adult Cases Opened

FY 2016 County Court Adult Cases Opened by District



Historical Cases Opened

Year	Adult Court	Juvenile Court	Total Case Filings
FY 2007	24,248	1,185	25,433
FY 2008	24,063	1,170	25,233
FY 2009	24,241	1,178	25,419
FY 2010	22,856	968	23,824
FY 2011	22,448	887	23,335
FY 2012	21,153	858	22,011
FY 2013	20,554	841	21,395
FY 2014	19,514	784	20,298
FY 2015	19,548	855	20,403
FY 2016	19,208	800	20,008

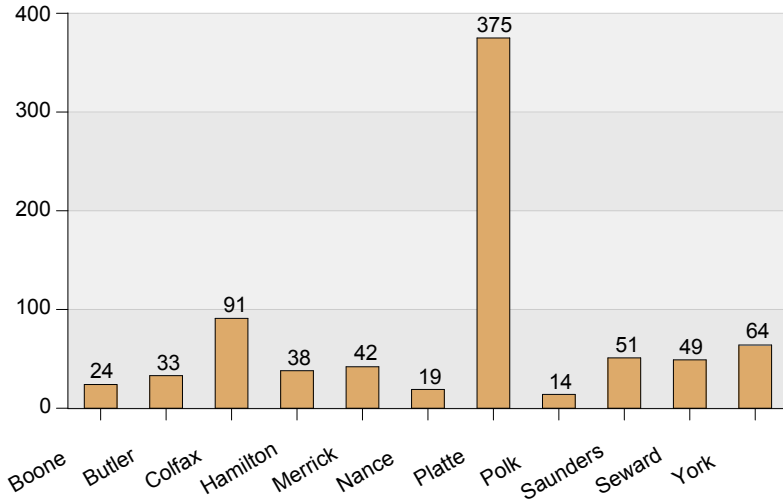
FY 2016 Adult Court Cases Opened by County and Category

	Misd/Ordinary Traffic	Misd/Ordinary Non-Traffic	Felony	Civil	Probate/ Inheritance Tax	Small Claims	Guardian/ Conservator	Adoption	Summary
Boone	265	64	20	124	38	11	2	2	526
Butler	432	311	54	299	69	10	9	3	1,187
Colfax	761	544	73	370	40	20	21	3	1,832
Hamilton	1,197	362	95	435	39	12	6	6	2,152
Merrick	740	277	67	385	36	13	14	4	1,536
Nance	180	116	19	100	24	12	5	1	457
Platte	1,269	1,218	201	1,128	149	72	27	18	4,082
Polk	119	64	23	154	30	3	9	1	403
Saunders	514	481	134	655	102	38	19	10	1,953
Seward	997	545	130	549	83	17	18	1	2,340
York	1,136	549	140	802	64	37	8	4	2,740
Summary	7,610	4,531	956	5,001	674	245	138	53	19,208

201 domestic relations cases were referred to county judges.

5th Judicial District - County Court Juvenile Cases Opened

FY 2016 County Court Juvenile Cases Opened by District



Historical Cases Opened			
Year	Adult Court	Juvenile Court	Total Case Filings
FY 2007	24,248	1,185	25,433
FY 2008	24,063	1,170	25,233
FY 2009	24,241	1,178	25,419
FY 2010	22,856	968	23,824
FY 2011	22,448	887	23,335
FY 2012	21,153	858	22,011
FY 2013	20,554	841	21,395
FY 2014	19,514	784	20,298
FY 2015	19,548	855	20,403
FY 2016	19,208	800	20,008

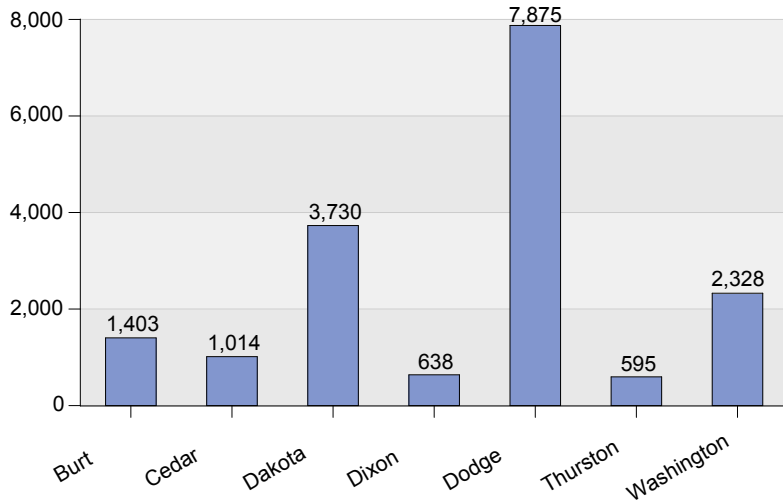
FY 2016 Juvenile Court Cases Opened by County and Category

	Misdemeanor (1)	Felony (2)	Neglected / Dependent (3A)	Status Offender (3B)	Mentally Ill and Dangerous (3C)	Infraction (4)	Parental (5-8)	Summary
Boone	8	1	12	1	0	2	0	24
Butler	17	4	11	0	0	1	0	33
Colfax	48	17	10	3	0	13	0	91
Hamilton	24	4	7	2	1	0	0	38
Merrick	27	4	8	3	0	0	0	42
Nance	6	2	11	0	0	0	0	19
Platte	206	20	67	22	1	59	0	375
Polk	6	0	6	1	1	0	0	14
Saunders	19	2	28	1	1	0	0	51
Seward	24	1	16	3	1	3	1	49
York	41	2	10	9	0	1	1	64
Summary	426	57	186	45	5	79	2	800

Unless otherwise noted, one juvenile case was opened per child involved.

6th Judicial District - County Court Adult Cases Opened

FY 2016 County Court Adult Cases Opened by District



Historical Cases Opened

Year	Adult Court	Juvenile Court	Total Case Filings
FY 2007	21,920	685	22,605
FY 2008	22,498	653	23,151
FY 2009	23,339	626	23,965
FY 2010	22,097	552	22,649
FY 2011	20,767	613	21,380
FY 2012	19,274	617	19,891
FY 2013	18,054	451	18,505
FY 2014	17,036	473	17,509
FY 2015	17,530	462	17,992
FY 2016	17,583	437	18,020

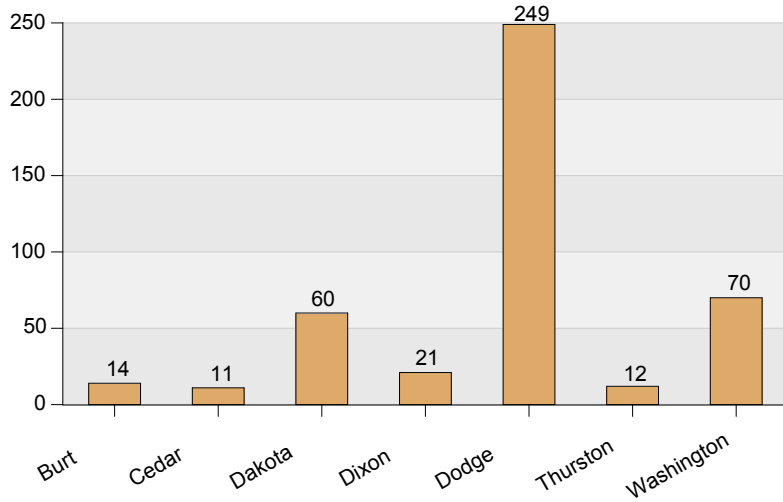
FY 2016 Adult Court Cases Opened by County and Category

	Misd/Ordinary Traffic	Misd/Ordinary Non-Traffic	Felony	Civil	Small Claims	Probate/ Inheritance Tax	Guardian/ Conservator	Adoption	Summary
Burt	826	240	32	229	22	47	7	0	1,403
Cedar	529	223	26	156	35	41	2	2	1,014
Dakota	1,722	1,119	326	466	40	36	16	5	3,730
Dixon	290	169	11	129	2	29	7	1	638
Dodge	3,378	1,584	475	2,103	90	151	69	25	7,875
Thurston	262	119	32	143	12	22	5	0	595
Washington	930	629	148	498	31	71	15	6	2,328
Summary	7,937	4,083	1,050	3,724	232	397	121	39	17,583

187 domestic relations cases were referred to county judges.

6th Judicial District - County Court Juvenile Cases Opened

FY 2016 County Court Juvenile Cases Opened by District



Historical Cases Opened			
Year	Adult Court	Juvenile Court	Total Case Filings
FY 2007	21,920	685	22,605
FY 2008	22,498	653	23,151
FY 2009	23,339	626	23,965
FY 2010	22,097	552	22,649
FY 2011	20,767	613	21,380
FY 2012	19,274	617	19,891
FY 2013	18,054	451	18,505
FY 2014	17,036	473	17,509
FY 2015	17,530	462	17,992
FY 2016	17,583	437	18,020

FY 2016 Juvenile Court Cases Opened by County and Category

	Misdemeanor (1)	Felony (2)	Neglected / Dependent (3A)	Status Offender (3B)	Mentally Ill and Dangerous (3C)	Infraction (4)	Parental (5-8)	Summary
Burt	3	1	10	0	0	0	0	14
Cedar	8	1	0	2	0	0	0	11
Dakota	45	5	7	3	0	0	0	60
Dixon	16	1	1	1	1	1	0	21
Dodge	106	27	82	31	0	0	3	249
Thurston	2	4	6	0	0	0	0	12
Washington	40	17	6	6	0	0	1	70
Summary	220	56	112	43	1	1	4	437

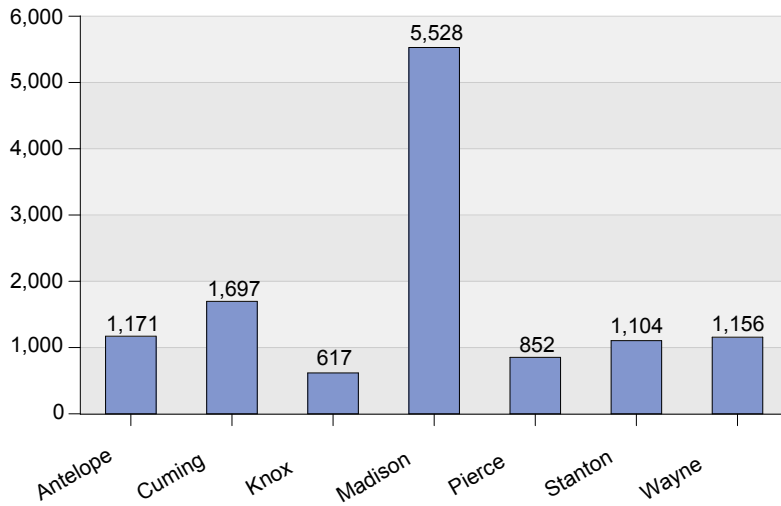
Washington County had 6 Juvenile 3A cases opened which involved 12 children.

Burt County had 10 Juvenile 3A cases opened which involved 12 children.

Unless otherwise noted, one juvenile case was opened per child involved.

7th Judicial District - County Court Adult Cases Opened

FY 2016 County Court Adult Cases Opened by District



Historical Cases Opened

Year	Adult Court	Juvenile Court	Total Case Filings
FY 2007	16,436	415	16,851
FY 2008	15,478	404	15,882
FY 2009	16,225	408	16,633
FY 2010	14,800	333	15,133
FY 2011	14,583	333	14,916
FY 2012	14,074	290	14,364
FY 2013	13,888	275	14,163
FY 2014	12,710	275	12,985
FY 2015	12,328	337	12,665
FY 2016	12,125	345	12,470

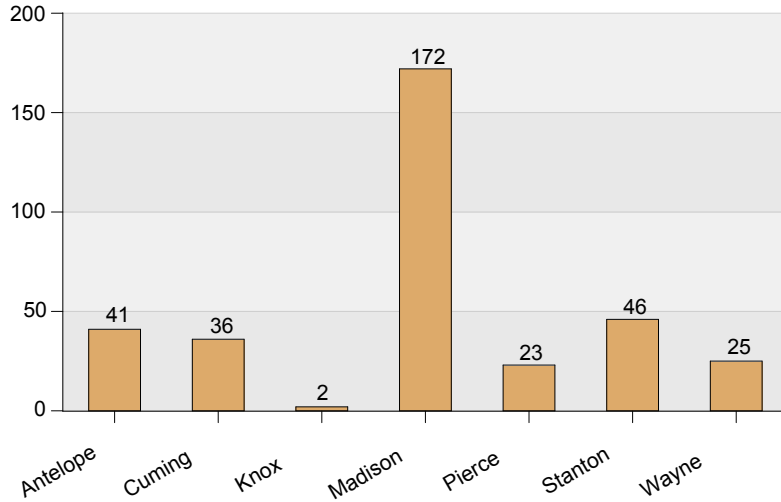
FY 2016 Adult Court Cases Opened by County and Category

	Misd/Ordinary Traffic	Misd/Ordinary Non-Traffic	Felony	Civil	Small Claims	Probate/Inheritance Tax	Guardian/Conservator	Adoption	Summary
Antelope	694	190	22	199	23	42	1	0	1,171
Cumming	1,132	208	37	235	18	55	5	7	1,697
Knox	252	130	16	141	37	33	7	1	617
Madison	2,050	1,850	316	1,047	87	114	47	17	5,528
Pierce	492	112	28	169	8	30	7	6	852
Stanton	658	239	19	143	10	25	6	4	1,104
Wayne	617	262	36	178	18	34	8	3	1,156
Summary	5,895	2,991	474	2,112	201	333	81	38	12,125

81 domestic relations cases were referred to county judges.

7th Judicial District - County Court Juvenile Cases Opened

FY 2016 County Court Juvenile Cases Opened by District



Historical Cases Opened			
Year	Adult Court	Juvenile Court	Total Case Filings
FY 2007	16,436	415	16,851
FY 2008	15,478	404	15,882
FY 2009	16,225	408	16,633
FY 2010	14,800	333	15,133
FY 2011	14,583	333	14,916
FY 2012	14,074	290	14,364
FY 2013	13,888	275	14,163
FY 2014	12,710	275	12,985
FY 2015	12,328	337	12,665
FY 2016	12,125	345	12,470

FY 2016 Juvenile Court Cases Opened by County and Category

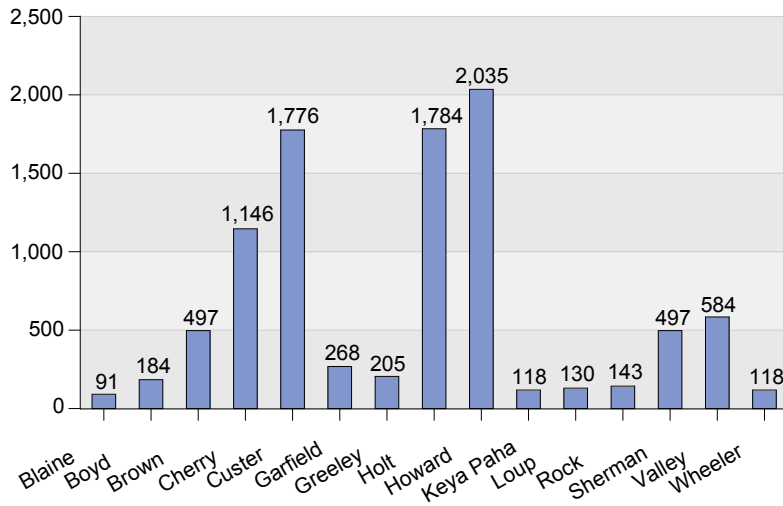
	Misdemeanor (1)	Felony (2)	Neglected / Dependent (3A)	Status Offender (3B)	Mentally Ill and Dangerous (3C)	Infraction (4)	Parental (5-8)	Summary
Antelope	26	5	5	5	0	0	0	41
Cuming	18	1	15	1	0	1	0	36
Knox	0	0	1	1	0	0	0	2
Madison	110	13	33	9	5	1	1	172
Pierce	9	2	11	1	0	0	0	23
Stanton	31	4	9	2	0	0	0	46
Wayne	18	1	4	2	0	0	0	25
Summary	212	26	78	21	5	2	1	345

Madison County had 33 Juvenile 3A cases opened which involved 58 children.

Unless otherwise noted, one juvenile case was opened per child involved.

8th Judicial District - County Court Adult Cases Opened

FY 2016 County Court Adult Cases Opened by District



Historical Cases Opened

Year	Adult Court	Juvenile Court	Total Case Filings
FY 2007	12,479	195	12,674
FY 2008	13,420	197	13,617
FY 2009	12,474	187	12,661
FY 2010	12,402	180	12,582
FY 2011	12,717	167	12,884
FY 2012	12,191	169	12,360
FY 2013	11,612	151	11,763
FY 2014	11,264	153	11,417
FY 2015	10,523	187	10,710
FY 2016	9,576	175	9,751

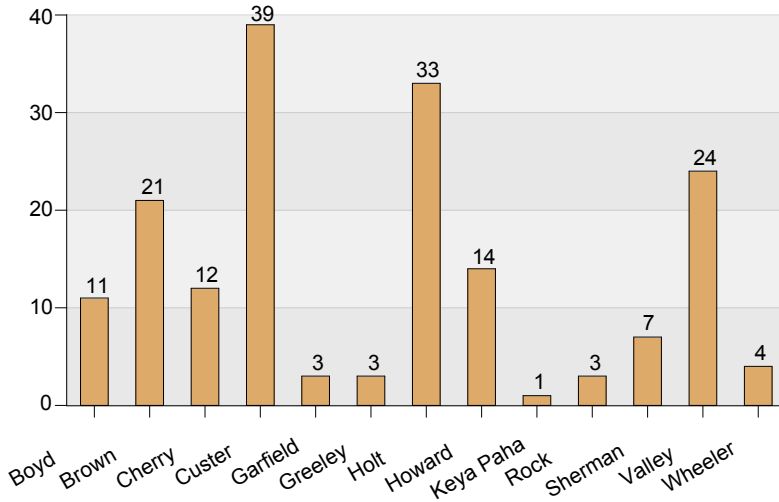
FY 2016 Adult Court Cases Opened by County and Category

	Misd/Ordinary Traffic	Misd/Ordinary Non-Traffic	Felony	Civil	Small Claims	Probate/ Inheritance Tax	Guardian/ Conservator	Adoption	Summary
Blaine	69	10	0	9	2	1	0	0	91
Boyd	93	28	4	36	7	14	2	0	184
Brown	155	144	21	124	21	30	2	0	497
Cherry	531	279	62	210	20	37	7	0	1,146
Custer	910	272	104	375	31	66	14	4	1,776
Garfield	77	91	8	67	13	11	1	0	268
Greeley	108	17	1	56	1	15	2	5	205
Holt	1,015	324	59	259	53	53	16	5	1,784
Howard	1,474	267	31	216	15	28	3	1	2,035
Keya Paha	71	25	0	12	3	5	2	0	118
Loup	57	46	1	21	0	4	1	0	130
Rock	74	9	4	32	5	17	1	1	143
Sherman	193	158	5	116	2	21	1	1	497
Valley	221	148	40	141	12	13	8	1	584
Wheeler	82	5	3	18	2	8	0	0	118
Summary	5,130	1,823	343	1,692	187	323	60	18	9,576

42 domestic relations cases were referred to county judges.

8th Judicial District - County Court Juvenile Cases Opened

FY 2016 County Court Juvenile Cases Opened by District



Historical Cases Opened			
Year	Adult Court	Juvenile Court	Total Case Filings
FY 2007	12,479	195	12,674
FY 2008	13,420	197	13,617
FY 2009	12,474	187	12,661
FY 2010	12,402	180	12,582
FY 2011	12,717	167	12,884
FY 2012	12,191	169	12,360
FY 2013	11,612	151	11,763
FY 2014	11,264	153	11,417
FY 2015	10,523	187	10,710
FY 2016	9,576	175	9,751

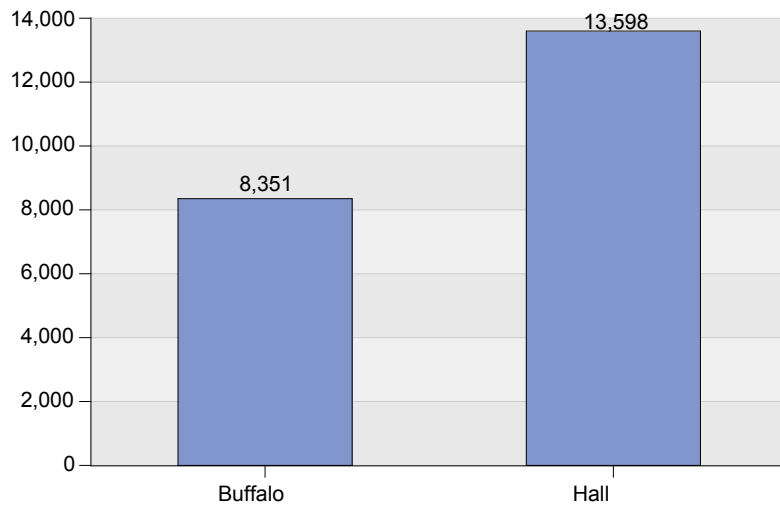
FY 2016 Juvenile Court Cases Opened by County and Category

	Misdemeanor (1)	Felony (2)	Neglected / Dependent (3A)	Status Offender (3B)	Mentally Ill and Dangerous (3C)	Summary
Boyd	5	0	2	4	0	11
Brown	11	4	4	2	0	21
Cherry	12	0	0	0	0	12
Custer	16	11	11	1	0	39
Garfield	2	0	0	1	0	3
Greeley	3	0	0	0	0	3
Holt	18	4	7	2	2	33
Howard	6	0	7	1	0	14
Keya Paha	0	0	1	0	0	1
Rock	3	0	0	0	0	3
Sherman	2	4	1	0	0	7
Valley	10	1	13	0	0	24
Wheeler	0	0	4	0	0	4
Summary	88	24	50	11	2	175

Unless otherwise noted, one juvenile case was opened per child involved.

9th Judicial District - County Court Adult Cases Opened

FY 2016 County Court Adult Cases Opened by District



Historical Cases Opened

Year	Adult Court	Juvenile Court	Total Case Filings
FY 2007	25,278	766	26,044
FY 2008	26,129	747	26,876
FY 2009	26,767	794	27,561
FY 2010	25,994	855	26,849
FY 2011	25,902	905	26,807
FY 2012	24,317	1,011	25,328
FY 2013	23,632	869	24,501
FY 2014	22,769	763	23,532
FY 2015	22,224	886	23,110
FY 2016	21,949	770	22,719

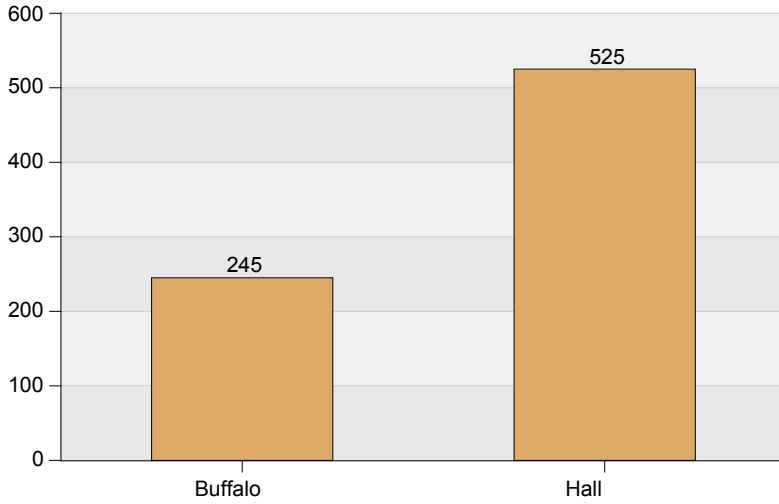
FY 2016 Adult Court Cases Opened by County and Category

	Misd/Ordinary Traffic	Misd/Ordinary Non-Traffic	Felony	Civil	Small Claims	Probate/Inheritance Tax	Guardian/Conservator	Adoption	Summary
Buffalo	2,943	2,063	464	2,592	91	125	41	32	8,351
Hall	5,449	3,270	769	3,710	126	166	73	35	13,598
Summary	8,392	5,333	1,233	6,302	217	291	114	67	21,949

228 domestic relations cases were referred to county judges.

9th Judicial District - County Court Juvenile Cases Opened

FY 2016 County Court Juvenile Cases Opened by District



Historical Cases Opened			
Year	Adult Court	Juvenile Court	Total Case Filings
FY 2007	25,278	766	26,044
FY 2008	26,129	747	26,876
FY 2009	26,767	794	27,561
FY 2010	25,994	855	26,849
FY 2011	25,902	905	26,807
FY 2012	24,317	1,011	25,328
FY 2013	23,632	869	24,501
FY 2014	22,769	763	23,532
FY 2015	22,224	886	23,110
FY 2016	21,949	770	22,719

FY 2016 Juvenile Court Cases Opened by County and Category

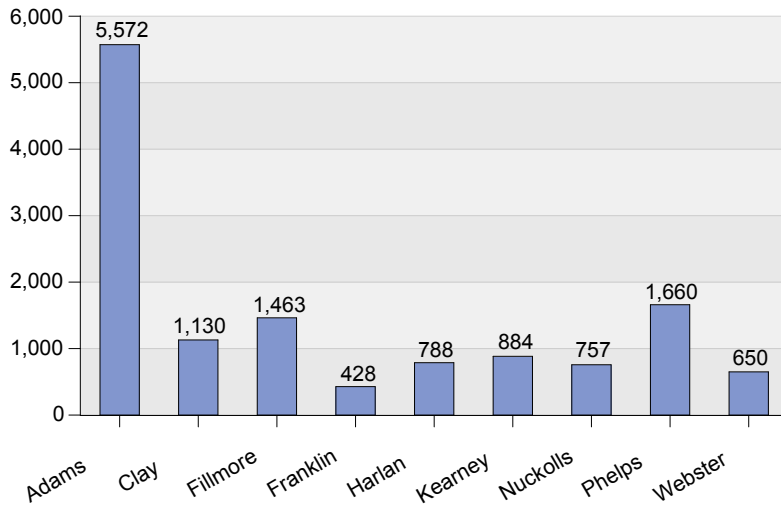
	Misdemeanor (1)	Felony (2)	Neglected / Dependent (3A)	Status Offender (3B)	Mentally Ill and Dangerous (3C)	Parental (5-8)	Summary
Buffalo	99	36	98	9	1	2	245
Hall	387	52	43	40	1	2	525
Summary	486	88	141	49	2	4	770

Hall County had 43 Juvenile 3A cases opened which involved 79 children.

Unless otherwise noted, one juvenile case was opened per child involved.

10th Judicial District - County Court Adult Cases Opened

FY 2016 County Court Adult Cases Opened by District



Historical Cases Opened

Year	Adult Court	Juvenile Court	Total Case Filings
FY 2007	14,779	693	15,472
FY 2008	14,773	714	15,487
FY 2009	15,423	741	16,164
FY 2010	14,986	480	15,466
FY 2011	15,134	494	15,628
FY 2012	14,710	638	15,348
FY 2013	14,185	479	14,664
FY 2014	13,903	513	14,416
FY 2015	12,981	492	13,473
FY 2016	13,332	474	13,806

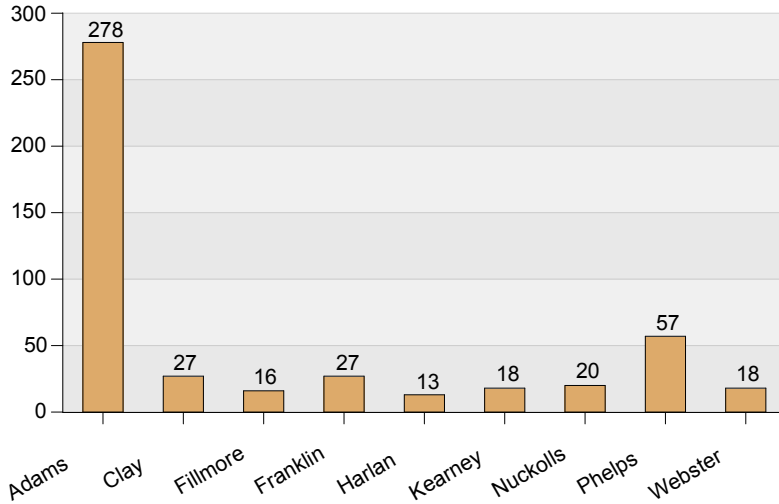
FY 2016 Adult Court Cases Opened by County and Category

	Misd/Ordinary Traffic	Misd/Ordinary Non-Traffic	Felony	Civil	Small Claims	Probate/Inheritance Tax	Guardian/Conservator	Adoption	Summary
Adams	1,867	988	235	2,251	66	111	35	19	5,572
Clay	668	122	17	280	3	30	8	2	1,130
Fillmore	1,057	116	26	210	11	36	5	2	1,463
Franklin	161	75	21	140	11	13	7	0	428
Harlan	416	179	40	121	6	17	8	1	788
Kearney	316	146	31	346	7	32	3	3	884
Nuckolls	383	113	26	191	7	32	3	2	757
Phelps	789	284	85	408	28	51	11	4	1,660
Webster	306	102	27	166	6	32	10	1	650
Summary	5,963	2,125	508	4,113	145	354	90	34	13,332

40 domestic relations cases were referred to county judges.

10th Judicial District - County Court Juvenile Cases Opened

FY 2016 County Court Juvenile Cases Opened by District



Historical Cases Opened			
Year	Adult Court	Juvenile Court	Total Case Filings
FY 2007	14,779	693	15,472
FY 2008	14,773	714	15,487
FY 2009	15,423	741	16,164
FY 2010	14,986	480	15,466
FY 2011	15,134	494	15,628
FY 2012	14,710	638	15,348
FY 2013	14,185	479	14,664
FY 2014	13,903	513	14,416
FY 2015	12,981	492	13,473
FY 2016	13,332	474	13,806

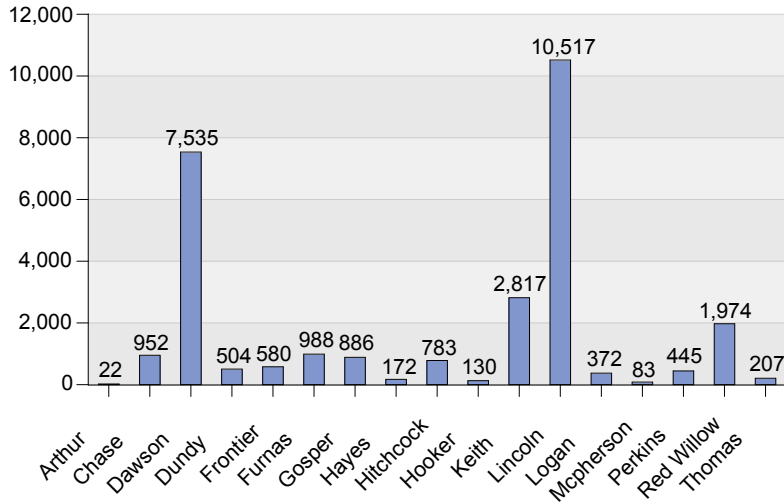
FY 2016 Juvenile Court Cases Opened by County and Category

	Misdemeanor (1)	Felony (2)	Neglected / Dependent (3A)	Status Offender (3B)	Mentally Ill and Dangerous (3C)	Infraction (4)	Summary
Adams	124	20	67	19	2	46	278
Clay	10	1	5	2	0	9	27
Fillmore	3	1	8	1	0	3	16
Franklin	14	0	11	1	0	1	27
Harlan	9	0	3	1	0	0	13
Kearney	9	1	5	1	0	2	18
Nuckolls	6	0	12	2	0	0	20
Phelps	26	8	15	7	0	1	57
Webster	3	3	11	1	0	0	18
Summary	204	34	137	35	2	62	474

Unless otherwise noted, one juvenile case was opened per child involved.

11th Judicial District - County Court Adult Cases Opened

FY 2016 County Court Adult Cases Opened by District



Historical Cases Opened

Year	Adult Court	Juvenile Court	Total Case Filings
FY 2007	33,406	1,088	34,494
FY 2008	35,253	1,078	36,331
FY 2009	36,267	1,082	37,349
FY 2010	33,581	938	34,519
FY 2011	31,822	907	32,729
FY 2012	30,674	814	31,488
FY 2013	30,590	761	31,351
FY 2014	30,093	679	30,772
FY 2015	28,666	714	29,380
FY 2016	28,967	840	29,807

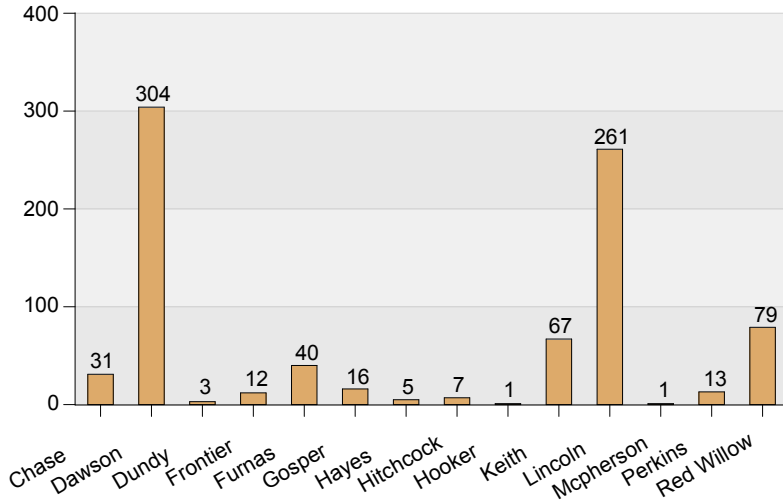
FY 2016 Adult Court Cases Opened by County and Category

	Misd/Ordinary Traffic	Misd/Ordinary Non-Traffic	Felony	Civil	Small Claims	Probate/ Inheritance Tax	Guardian/ Conservator	Adoption	Summary
Arthur	7	3	1	2	0	8	1	0	22
Chase	583	190	24	98	19	29	8	1	952
Dawson	3,662	1,586	462	1,625	82	79	19	20	7,535
Dundy	315	55	12	86	22	11	3	0	504
Frontier	241	162	13	146	7	6	3	2	580
Furnas	393	212	40	281	27	29	3	3	988
Gosper	623	152	7	87	9	6	2	0	886
Hayes	115	18	9	24	1	4	0	1	172
Hitchcock	425	158	14	159	3	21	3	0	783
Hooker	90	10	0	21	0	7	2	0	130
Keith	1,445	802	161	328	30	38	8	5	2,817
Lincoln	4,726	2,381	603	2,448	120	143	67	29	10,517
Logan	304	29	2	30	2	5	0	0	372
Mcpherson	60	5	1	10	1	4	1	1	83
Perkins	264	64	7	74	9	23	3	1	445
Red Willow	644	575	92	536	56	58	11	2	1,974
Thomas	175	9	4	15	2	2	0	0	207
Summary	14,072	6,411	1,452	5,970	390	473	134	65	28,967

0 domestic relations cases were referred to county judges.

11th Judicial District - County Court Juvenile Cases Opened

FY 2016 County Court Juvenile Cases Opened by District



Historical Cases Opened			
Year	Adult Court	Juvenile Court	Total Case Filings
FY 2007	33,406	1,088	34,494
FY 2008	35,253	1,078	36,331
FY 2009	36,267	1,082	37,349
FY 2010	33,581	938	34,519
FY 2011	31,822	907	32,729
FY 2012	30,674	814	31,488
FY 2013	30,590	761	31,351
FY 2014	30,093	679	30,772
FY 2015	28,666	714	29,380
FY 2016	28,967	840	29,807

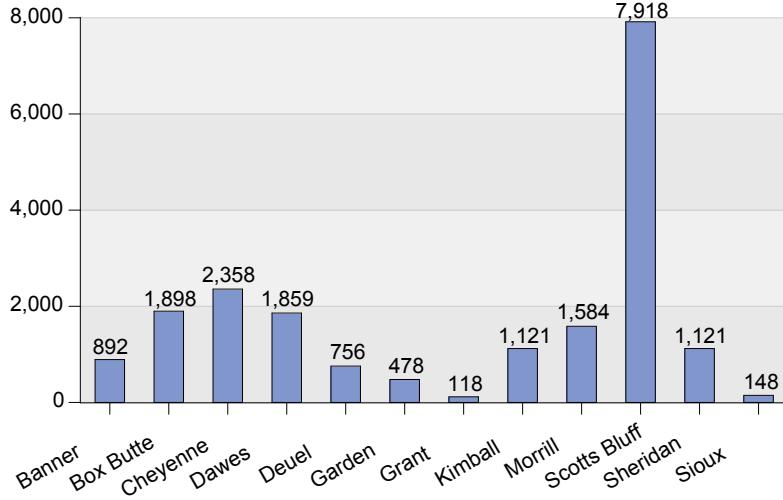
FY 2016 Juvenile Court Cases Opened by County and Category

	Misdemeanor (1)	Felony (2)	Neglected / Dependent (3A)	Status Offender (3B)	Mentally Ill and Dangerous (3C)	Infraction (4)	Parental (5-8)	Summary
Chase	14	5	2	1	0	8	1	31
Dawson	213	15	60	13	3	0	0	304
Dundy	1	2	0	0	0	0	0	3
Frontier	8	1	3	0	0	0	0	12
Furnas	15	2	19	4	0	0	0	40
Gosper	6	0	5	0	0	5	0	16
Hayes	2	0	0	3	0	0	0	5
Hitchcock	1	0	4	2	0	0	0	7
Hooker	1	0	0	0	0	0	0	1
Keith	46	6	12	3	0	0	0	67
Lincoln	114	12	82	45	6	2	0	261
Mcpherson	1	0	0	0	0	0	0	1
Perkins	6	2	3	2	0	0	0	13
Red Willow	43	4	17	15	0	0	0	79
Summary	471	49	207	88	9	15	1	840

Unless otherwise noted, one juvenile case was opened per child involved.

12th Judicial District - County Court Adult Cases Opened

FY 2016 County Court Adult Cases Opened by District



Historical Cases Opened			
Year	Adult Court	Juvenile Court	Total Case Filings
FY 2007	23,325	1,081	24,406
FY 2008	24,483	958	25,441
FY 2009	23,692	885	24,577
FY 2010	21,547	741	22,288
FY 2011	21,066	784	21,850
FY 2012	21,547	732	22,279
FY 2013	20,796	801	21,597
FY 2014	19,491	585	20,076
FY 2015	20,687	603	21,290
FY 2016	20,251	676	20,927

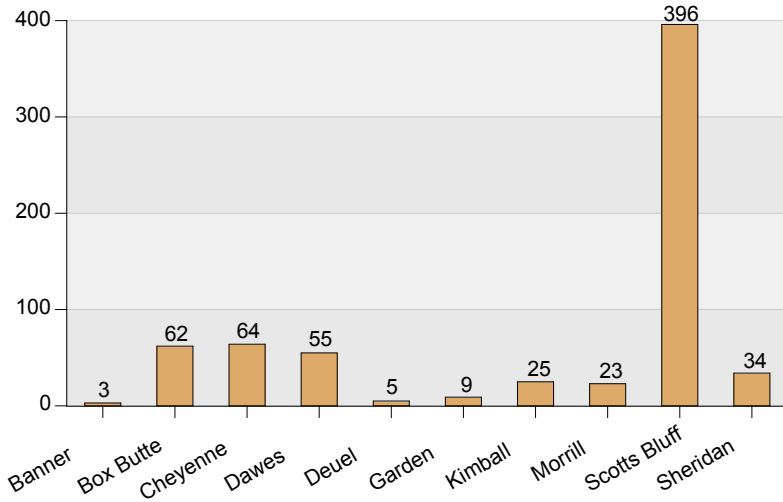
FY 2016 Adult Court Cases Opened by County and Category

	Misd/Ordinary Traffic	Misd/Ordinary Non-Traffic	Felony	Civil	Small Claims	Probate/Inheritance Tax	Guardian/Conservator	Adoption	Summary
Banner	792	64	13	17	0	6	0	0	892
Box Butte	615	472	107	611	31	45	11	6	1,898
Cheyenne	1,124	467	125	541	28	50	8	15	2,358
Dawes	1,004	453	80	230	27	53	10	2	1,859
Deuel	488	118	57	69	6	15	3	0	756
Garden	274	93	19	74	6	12	0	0	478
Grant	89	7	1	12	4	3	2	0	118
Kimball	779	144	25	136	9	22	3	3	1,121
Morrill	1,014	297	15	233	7	15	0	3	1,584
Scotts Bluff	2,409	2,211	591	2,387	125	130	36	29	7,918
Sheridan	473	397	93	115	10	27	5	1	1,121
Sioux	85	20	6	30	0	6	1	0	148
Summary	9,146	4,743	1,132	4,455	253	384	79	59	20,251

70 domestic relations cases were referred to county judges.

12th Judicial District - County Court Juvenile Cases Opened

FY 2016 County Court Juvenile Cases Opened by District



Historical Cases Opened			
Year	Adult Court	Juvenile Court	Total Case Filings
FY 2007	23,325	1,081	24,406
FY 2008	24,483	958	25,441
FY 2009	23,692	885	24,577
FY 2010	21,547	741	22,288
FY 2011	21,066	784	21,850
FY 2012	21,547	732	22,279
FY 2013	20,796	801	21,597
FY 2014	19,491	585	20,076
FY 2015	20,687	603	21,290
FY 2016	20,251	676	20,927

FY 2016 Juvenile Court Cases Opened by County and Category

	Misdemeanor (1)	Felony (2)	Neglected / Dependent (3A)	Status Offender (3B)	Mentally Ill and Dangerous (3C)	Infraction (4)	Parental (5-8)	Summary
Banner	2	0	1	0	0	0	0	3
Box Butte	29	3	9	18	0	0	3	62
Cheyenne	28	8	24	2	0	2	0	64
Dawes	38	9	8	0	0	0	0	55
Deuel	4	0	1	0	0	0	0	5
Garden	4	0	5	0	0	0	0	9
Kimball	17	1	5	1	0	1	0	25
Morrill	16	3	0	3	1	0	0	23
Scotts Bluff	166	14	138	71	1	6	0	396
Sheridan	20	6	7	1	0	0	0	34
Summary	324	44	198	96	2	9	3	676

Dawes County had 8 Juvenile 3A cases opened which involved 15 children.

Unless otherwise noted, one juvenile case was opened per child involved.