



STATE OF
NEBRASKA
JUDICIAL BRANCH
Administrative Office
of the Courts & Probation

PROBATION SEMI-ANNUAL REPORT

July-December
2024



Deb Minardi

Probation Administrator

Administrative Office of the Courts & Probation

State Capitol | P.O. Box 98910 | Lincoln, NE 68509

402.471.4170 | deb.minardi@nejudicial.gov

Probation Semi-Annual Report

July 1, 2024, to December 31, 2024

This report was completed in compliance with Neb. Rev. Stat §29-2252.01 (as amended). On January 15th and July 15th of each year, the Administrator shall provide a report to the budget division of the Department of Administrative Services, the Legislative Fiscal Analyst, and the Nebraska Supreme Court.

Probation Vision

Inspiring Hope. Empowering Individuals. Strengthening Communities.

Acknowledgments

This report was produced by the Probation and Research and Data (R&D) teams in the Administrative Office of the Courts and Probation (AOC). These teams work with invested parties to provide relevant and valuable data for evidence-based decisions. The report is a collaborative effort based on the input and analysis of the following individuals:

Deputy Administration Team:

Kari Rumbaugh, *Deputy Administrator for Juvenile Probation Services And Rehabilitative Services*
Bob Denton, *Deputy Administrator for Adult Probation And Rehabilitative Services*
Gene Cotter, *Deputy Administrator of Operations*

Research and Data Team:

Hazel Delgado, *Director of Research and Data*
Kristen Nikolai, *Research and Data Specialist*
Rick Hixson, *Lead Report Analyst*

Suggested citation:

Administration Team (2024). *Probation Semi-Annual Report for July through December 2024*. Nebraska Judicial Branch, January 2025.

Table of Contents

Probation Semi-Annual Report Overview.....	3
Statutory Requirements of Neb. Rev. Stat. §29-2252.01	3
(1) The total number of felony cases supervised by the office in the previous six months for both regular and intensive supervision probation.....	3
Figure 1: Adult Felony Cases by Intensive and Regular Supervision, July through December 2024.	4
(2) The total number of misdemeanor cases supervised by the office in the previous six months for both regular and intensive supervision probation	4
Figure 2: Adult Misdemeanor Cases by Intensive and Regular Supervision, July through December 2024.....	5
(3) The felony caseload per officer for both regular and intensive supervision probation on the last day of the reporting period	5
(4) The misdemeanor caseload per officer for both regular and intensive supervision probation on the last day of the reporting period	5
Table 1: Adult Felony and Misdemeanor Officer Caseload by Intensive and Regular Supervision, Snapshot on December 31, 2024.	6
(5) The total number of juvenile cases supervised by the office in the previous six months for both regular and intensive supervision probation.....	6
Figure 3: Juvenile Cases by Intensive and Regular Supervision, July through December 2024.	7
(6) The total number of predisposition investigations completed by the office in the previous six months	7
(7) The total number of presentence investigations completed by the office in the previous six months	7
(8) The total number of juvenile intake screening interviews conducted and detentions authorized by the office in the previous six months, using the detention screening instrument described in §43-260.01	7
Figure 4: Juvenile Cases by Detention, July through December 2024.	8
(9) The total number of probationers with restitution judgments, the number of restitution payments made to clerks of the court, the average amount of payments, and the total amount of restitution collected	8
Table 2: Restitution (Number of Restitution Judgments, Number of Payments, Average Payment, Total collected) by Court, July through December 2024.	8
Discussion and Limitations.....	9
Conclusion.....	9

PROBATION SEMI-ANNUAL REPORT OVERVIEW

The Administrative Office of the Courts and Probation (AOCP) is within the Judicial Branch of government. In performing its function, Nebraska Probation strives to achieve intertwined community safety goals, risk reduction, and behavior change. Trusted and valued by Nebraska's courts and citizens, Probation's dedicated professional staff have provided quality investigations, supervision, and service for over sixty (60) years. Nebraska Probation is driven by the understanding that a system founded on research-supported, evidence-based policies and practices will produce positive individual outcomes.

Throughout the report, "traditional probation supervision" is referred to as "regular supervision" to ensure consistency with statutory language. Each section of the statute requiring reporting is enumerated below, presented first by section number as (#) with the corresponding text in bold.

Statutory Requirements of Neb. Rev. Stat. §29-2252.01

From July 1, 2024, through December 31, 2024, there was a total of 21,480 unique individuals served by probation in Nebraska, including 17,546 adult probationers (see Table 1) and 3,934 juvenile probationers.

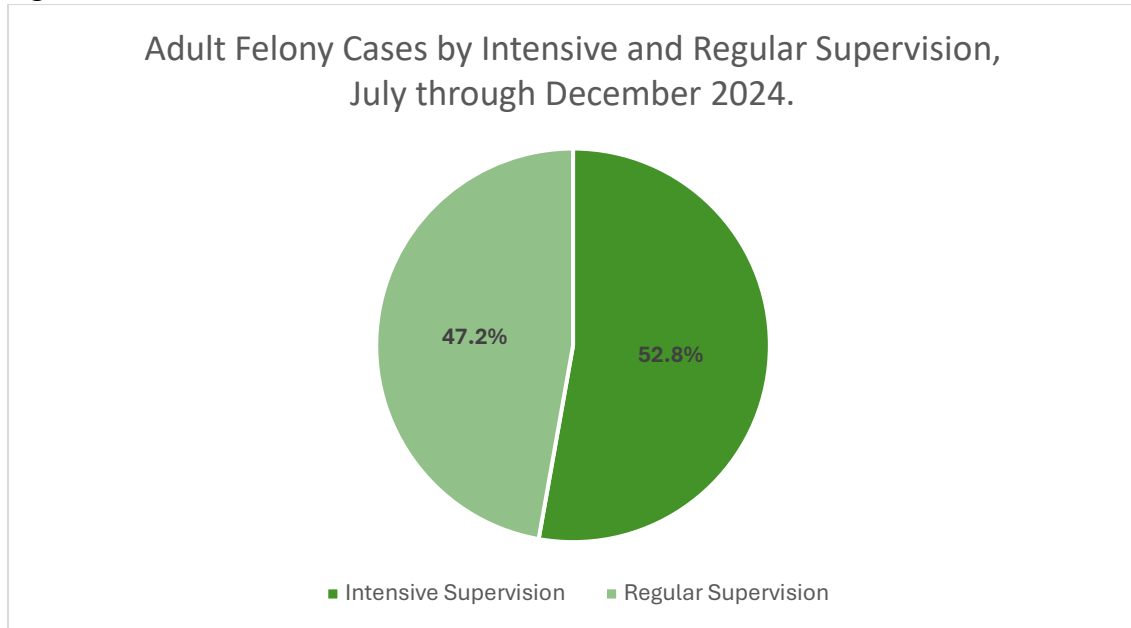
(1) The total number of felony cases supervised by the office in the previous six months for both regular and intensive supervision probation.

The total number of felony cases is measured by using the most serious offense for all court cases, using the highest-level felony case, and counting the number of distinct individuals served by using adult probationer identification. From July 1, 2024, through December 31, 2024, there was a total of 7,925 felony cases.

Intensive supervision is defined as supervision for those individuals assessed at an elevated risk to recidivate, with a total score greater than or equal to 20 on the Level of Service/Case Management Inventory (LS/CMI), or those individuals under supervision for convictions such as sex offenses, domestic violence offenses, and/or repeated episodes of driving under the influence. From July 1, 2024, through December 31, 2024, of the 7,925 felony cases, there were a total of 4,185 (52.8%) felony cases in intensive supervision probation (see Figure 1).

Regular supervision is defined as supervision for those individuals with a total score less than or equal to 10 on the LS/CMI, being of low risk to recidivate, and those individuals with a total score greater than 10 and less than or equal to 19 on the LSCMI, being of medium risk to recidivate. From July 1, 2024, through December 31, 2024, of the 7,925 felony cases, there were a total of 3,740 (47.2%) felony cases in regular supervision probation (see Figure 1).

Figure 1



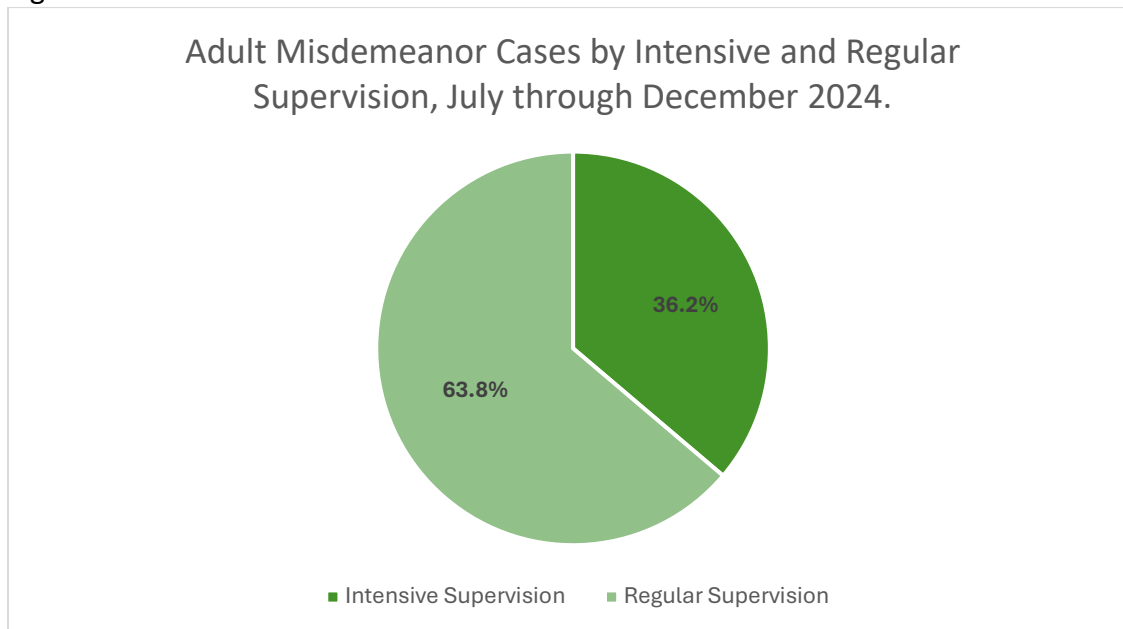
(2) The total number of misdemeanor cases supervised by the office in the previous six months for both regular and intensive supervision probation.

The total number of misdemeanor cases is measured by using the most serious offense for all court cases, using the highest-level misdemeanor (including city ordinance violations) case, and counting the number of distinct individuals served by using adult probationer identification. From July 1, 2024, through June 30, 2024, there was a total of 9,621 misdemeanor cases.

Intensive supervision is defined as supervision for those individuals assessed at an elevated risk to recidivate, with a total score greater than or equal to 20 on the LS/CMI, or those individuals under supervision for convictions such as sex offenses, domestic violence offenses, and/or repeated episodes of driving under the influence. From July 1, 2024, through December 31, 2024, of the 9,621 misdemeanor cases, there were a total of 3,482 (36.2%) misdemeanor cases in intensive supervision probation (see Figure 2).

Regular supervision is defined as supervision for those individuals with a total score less than or equal to 10 on the LS/CMI, being of low risk to recidivate, and those individuals with a total score greater than 10 and less than or equal to 19 on the LS/CMI, being of medium risk to recidivate. From July 1, 2024, through December 31, 2024, of the 9,621 misdemeanor cases, there were a total of 6,139 (63.8%) misdemeanor cases in regular supervision probation (see Figure 2).

Figure 2



(3) The felony caseload per officer for both regular and intensive supervision probation on the last day of the reporting period.

Caseload per officer is measured using officer role classification (Specialized Population Officer, Treatment Officer, Probation Officer), the number of probationers assigned to each officer, and averaging the number of probationers assigned to each officer within the roles. The role-specific caseload is then separated according to the type of supervision (regular or intensive) and felony case type. See § (1) above for measures for felony cases, and definitions for regular and intensive supervision.

On or about December 31, 2024, the adult felony caseload per officer for intensive supervision probation was 21.9 (see Table 1). On or about December 31, 2024, the adult felony caseload per officer for regular supervision probation was 26.2 (see Table 1).

(4) The misdemeanor caseload per officer for both regular and intensive supervision probation on the last day of the reporting period.

Caseload per officer is measured using officer role classification (Specialized Population Officer, Treatment Officer, Probation Officer), the number of probationers assigned to each officer, and averaging the number of probationers assigned to each officer within the roles. The role-specific caseload is then separated according to the type of supervision (regular or intensive) and misdemeanor case type. See § (2) above for measures for misdemeanor cases, and definitions for regular and intensive supervision.

On or about December 31, 2024, the adult misdemeanor caseload per officer for intensive supervision probation was 15.9 (see Table 1). On or about December 31, 2024, the adult misdemeanor caseload per officer for regular supervision probation was 39.1 (see Table 1).

The following table summarizes adult felony and misdemeanor officer caseloads by intensive and regular supervision. Adult regular supervision has a higher caseload, 62.4 per officer, than adult intensive supervision with 35.1 caseload per officer. The misdemeanor caseload per officer for regular supervision has the highest caseload of 39.1.

Table 1

Adult Felony and Misdemeanor Officer Caseload by Intensive and Regular Supervision, Snapshot on December 31, 2024.

Case Type	Intensive Supervision	Regular Supervision	Overall Averages
Felony	21.9	26.2	23.0
Misdemeanor	15.9	39.1	22.5
Total Average	35.1	62.4	42.2

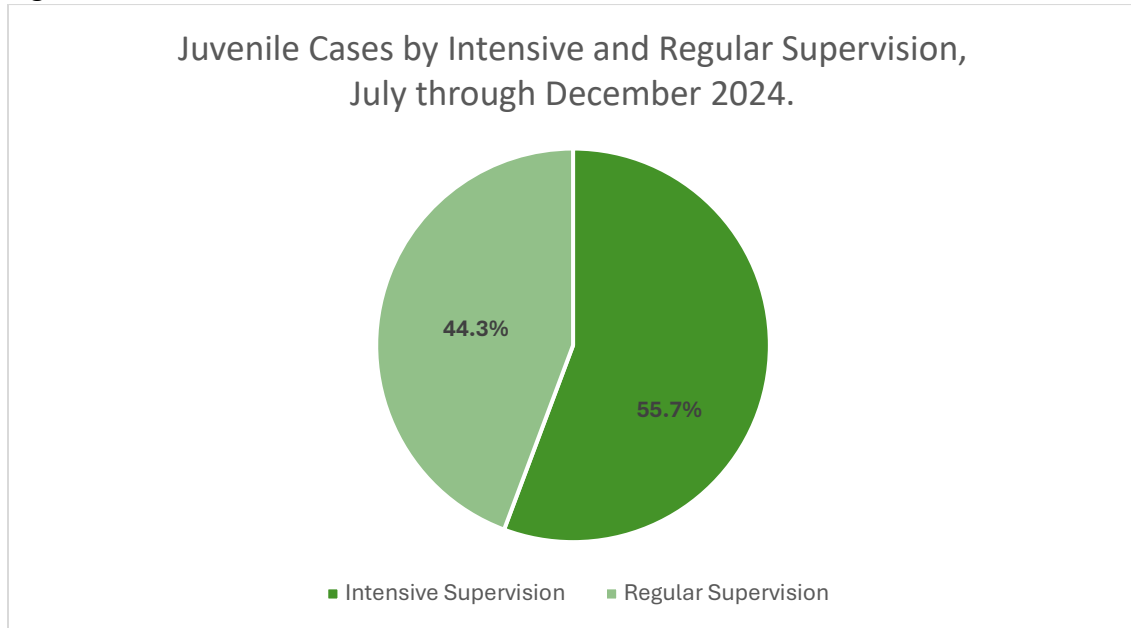
(5) The total number of juvenile cases supervised by the office in the previous six months for both regular and intensive supervision probation.

The total number of juvenile cases is measured by counting the number of distinct individuals served using juvenile probationer identification. From July 1, 2024, through December 31, 2024, there was a total of 3,934 juvenile cases.

Intensive supervision is defined as supervision for youth assessed at an elevated risk of recidivism, with a total score greater than or equal to 16 on the Youth Level of Case Management Inventory (YLS/CMI). From July 1, 2024, through December 31, 2024, of the 3,934 juvenile cases, there were a total of 2,190 (55.7%) cases in intensive supervision probation (see Figure 3).

Regular supervision is defined as supervision for youth with a total score of less than or equal to 15 on the YLS/CMI, being of low moderate and low risk to recidivate. From July 1, 2024, through December 31, 2024, of the 3,934 juvenile cases, there were a total of 1,744 (44.3%) cases in regular supervision probation (see Figure 3).

Figure 3



(6) The total number of predisposition investigations completed by the office in the previous six months.

A predisposition investigation is a comprehensive report completed by a probation officer to assist the court when making disposition decisions. The investigation includes youth and family interviews, assessments, screenings, evaluations, and collateral information. The total number of predisposition investigations completed by probation from July 1, 2024, through December 31, 2024, was 1,950.

(7) The total number of presentence investigations completed by the office in the previous six months.

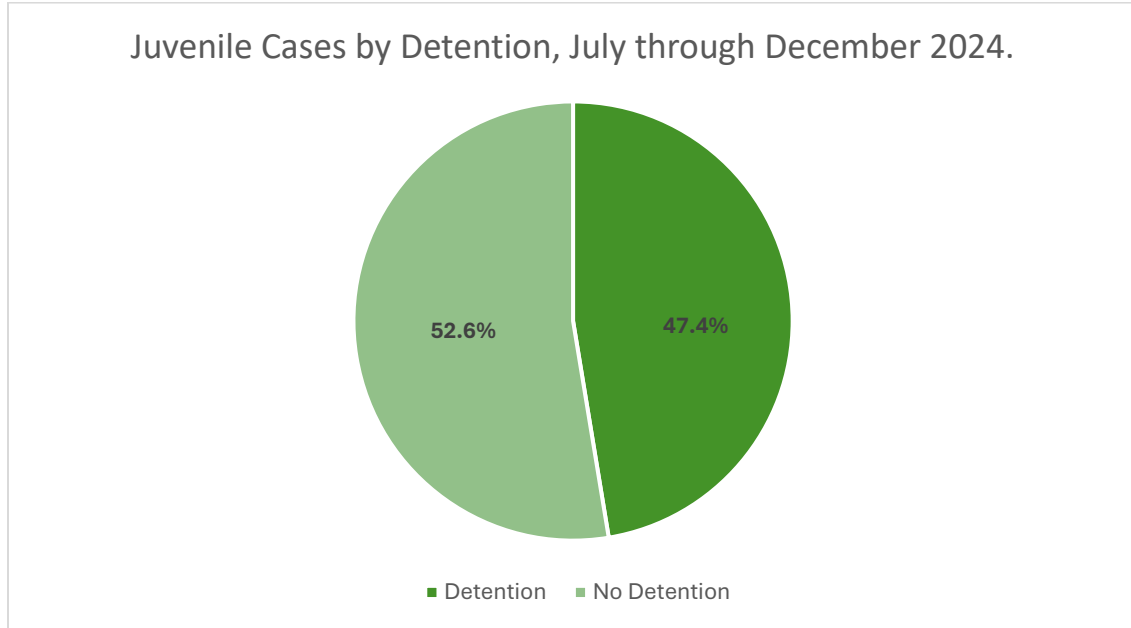
A presentence investigation is a comprehensive assessment conducted by probation officers after an individual has been convicted, but before sentencing, to provide the court with pertinent information to assist in determining an appropriate sentence (see Neb. Rev. Stat. §29-2261). The total number of presentence investigations completed by probation from July 1, 2024, through December 31, 2024, was 5,329.

(8) The total number of juvenile intake screening interviews conducted and detentions authorized by the office in the previous six months, using the detention screening instrument described in section [43-260.01](#).

Nebraska Revised Statutes §43-250 through §43-260 authorize probation to facilitate the juvenile intake function. This is accomplished through a standardized juvenile detention screening instrument administered when law enforcement contacts probation to assess an intake decision. The detention screening instrument examines the youth's risk to persons within the community and history of documented willful failure to appear at a scheduled court hearing within the past twelve (12) months.

From July 1, 2024, through December 31, 2024, there was a total of 761 juvenile intake screening interviews conducted. Of the 761 juvenile intake screening interviews, 361 (47.4%) resulted in detentions (secure and secure staff), while 400 (52.6%) resulted in no detention (see Figure 4).

Figure 4



(9) The total number of probationers with restitution judgments, the number of restitution payments made to clerks of the court, the average amount of payments, and the total amount of restitution collected.

From July 1, 2024, through December 31, 2024, the total number of restitution judgments was 1,146 (see Table 2). From July 1, 2024, through December 31, 2024, the total number of restitution payments made to the clerks of the court was 3,121 (see Table 2). From July 1, 2024, through December 31, 2024, the average amount of payments was \$1,039.74 (see Table 2). From July 1, 2024, through December 31, 2024, the total amount of restitution collected was \$1,273,071.61 (see Table 2).

Table 2

Restitution (Number of Restitution Judgments, Number of Payments, Average Payment, Total collected) by Type, July through December 2024.

Restitution by Type	Number of Judgments	Number of Payments	Average Payment	Total Collected
County Court	803	1,446	\$320.09	\$ 462,843.38
District Court	274	1,562	\$503.04	\$ 785,750.38
Juvenile Cases	69	113	\$216.62	\$ 24,477.85
TOTAL	1,146	3,121	\$1,039.74	\$1,273,071.61

Discussion and Limitations

The data presented in this report represents the most accurate and comprehensive information available at the time of the report. Every effort has been made to ensure the completeness and integrity of the data. We remain committed to continually improving our data collection and reporting processes to provide the most reliable insights for invested parties and policymakers.

There are inherent limitations in current data systems and integrations capabilities, especially when working with two independent systems. The probation data environment is based on individuals (probationers). The court data environment is case-centric. As these two systems are not integrated, reporting the number of probationers with restitution judgments is not feasible. Due to this data infrastructure limitation, the total number of restitution judgments above serves as a proxy. Should the Legislature desire the capability to link restitution judgments to individual probationers, it would be necessary to allocate appropriate funding to support the integration of the probation and court data environments.

While the caseload data provided in this report is accurate, it does not fully capture the complexities and demands faced by probation officers and the multifaceted nature of each case. Moving forward, Nebraska Probation will shift focus from assessing caseload numbers to evaluating the overall workload, encompassing each case's complexity and demands. This approach will enable probation to allocate resources more effectively, ensuring officers can provide high-quality supervision and support. By adopting a workload-based model, the aim is to enhance the efficiency and effectiveness of probation services overall, ultimately improving outcomes for Nebraska's probationers. To support this transition, an external evaluator was engaged to undertake the extensive development of the comprehensive workload package.

The juvenile intake data as requested, while informative, does not provide a comprehensive view of the entire juvenile intake process. The goal of juvenile intake is to promote the most appropriate detention decision that is least restrictive while balancing safety of the community. The report accurately details the number of detentions but it does not encompass the full spectrum of juvenile intake decisions resulting in alternatives to detention or no detention. For a more holistic view, please see the Juvenile Probation Services Annual Report.

Conclusion

Nebraska probation officers supervise probationers in twelve (12) judicial districts, serving all ninety-three (93) counties in Nebraska. During the second half of 2024, between July 1 and December 31, probation served 21,480 unique individuals, including 17,546 adult probationers and 3,934 juvenile probationers. District, County, and Separate Juvenile Courts collected \$1,273,071.61 in restitution.

Probation uses actuarial based, normed, and validated risk and needs-based assessment instruments and screening tools that assist an officer in determining supervision intensity and level. From July 1, 2024, through December 31, 2024, there were 9,879 adult probationers in regular supervision, with a total caseload per officer of 62.4. During this same period, there were 7,667 adult probationers in intensive supervision, with a total caseload per officer of 35.1.

The juvenile justice system strives to provide supervision and services for youth and families, impacting community safety, habilitation, and behavior change. From July 1, 2024, through December 31, 2024,

there were 761 juvenile intake screening interviews resulting in 361 detentions. During this same period, there was a total of 1,744 juveniles in regular supervision and 2,190 juveniles in intensive supervision.



Deb Minardi
Probation Administrator
Administrative Office of the Courts & Probation
State Capitol | P.O. Box 98910 | Lincoln, NE 68509
402.471.4170 | deb.minardi@nejudicial.gov